

TIME-SAVING TOOLS FROM OTC

FORGED FROM 100 YEARS
OF RELENTLESS INNOVATION



ENGINE



FUEL



PULLERS



SUSPENSION



WHEEL & TIRE
SERVICE



SHOP
EQUIPMENT



A LEGACY OF PRODUCTIVITY SOLUTIONS. A UNIVERSAL GOAL OF REPAIRING IT FASTER.



Value is at the core of the OTC tool and equipment portfolio. Whether it's a simple repair or the most complex drivability concern, these award-winning tools universally solve problems faster, and at better value, than any other product line available.

Whether it's a specialty tool or unique piece of service equipment, OTC provides top solutions to modern automotive service challenges while increasing technicians' productivity and shop profits.

INNOVATIVE TOOLS DESIGNED TO REDUCE WARRANTY LABOR COSTS AND ENSURE QUALITY REPAIR





ENGINE

Ford Engine Tools	2 – 6
GM Engine Tools	7 – 8
Chrysler/Jeep Engine Tools	9
Import Engine Tools	10
Cam Holders / Sets / Flange-Type Puller Sets	11
Harmonic Balancers / Belt tools	12
Serpentine Belts / Pulley Tools	13
Frost Plug Remover/Installer, Piston Ring Compressor Sets	14
Glow Plug Tools / Spark Testers	15
Compression Tester Kits	16
Vacuum / Preluber/ Diesel Compression Tester	17
EVAP Leak Detection System	18
Timing Lights / Phototach	19
Hose & PVC Cutters	18

EXHAUST

Flexihead O2 Sensor Wrench, Oxygen Sensor Sockets and Sets, Exhaust Back Pressure Gauge	20
--	----

6690
Ford Master Cam Tool Kit

- Contains 40 tools to ensure correct cam timing when servicing timing belts, chains, head gaskets, or other valve train repairs.
- Covers L4, V6, V8, V10 engine with 2V, 3V, 4V valve configurations, model years 1991 – Present.
- Application guide with diagrams and blow molded case included.



6690-1
Ford Cam Tool Kit Update

- Contains 18 tools, with case locations for addition of the popular 6489 Ford Cam Tools, making a 6690 Kit.
- Ford Cam Tools ensure correct cam timing when servicing timing belts, chains, head gaskets, or other valve train repairs.
- 6690-1 tools cover L4, V6, V8, V10 engines with 3V & 4V valve configurations, model years 2004 – Present.
- Application guide with diagrams and blow molded case included.



6489
Ford Cam Tool Kit

The OTC Ford cam tools ensure correct cam timing when servicing timing belts, chains, head gaskets, or other valve train repairs.

Ford cam tool kit containing all 22 cam tools covering 1992 thru 2012 for over 50 applications, in a molded storage case.



FOR PRODUCT VIDEOS VISIT
OTCTOOLS.COM



Ford cam tool applications can be found at www.otctools.com by entering the part numbers into the search bar.
Note: Some applications require more than one tool to accomplish the task.

Ford Comparison Chart

Part No.	Description	Similar to Ford	6486A	6487	6488	6489	6498	6680	6681	6682	6683	6690	6690-1
6009	Cam positioning Tool (pair)	303-380		X			X					X	
6020	Cam Positioning Tool	303-413		X			X					X	
6024	Crankshaft Positioning Tool	303-448				X						X	X
6466	Crankshaft Sensor Positioner	303-354					X						
6467	Cam Sensor Sync Tool	303-358					X						
6468	Cam Pulley Holding Tool	303-398					X						
6469	Cam Sensor Sync Tool	303-562					X					X	
6470	Cam Sensor Sync Tool	303-630					X					X	
6471	Cam Sensor Sync Tool	303-453					X						
6472	Cam Sensor Sync Tool	303-529					X					X	
6473	Cam Sensor Sync Tool	303-589					X					X	
6474	Cam Alignment Tool	303-465	X				X					X	
6475	Crankshaft TDC Timing Pin	303-574	X				X					X	
6476	Cam Positioning Tool Set	303-S568		X			X					X	
6477	Cam Holding Tool	303-557		X			X					X	
6478	Cam Gear Holding Tool	303-564			X		X					X	
6479	Crankshaft Holding Tool	303-573			X		X					X	
6480	Cam Holding Tool Adapter	303-576			X		X					X	
6481	Cam Holding Tool	303-577			X		X					X	
6482	Cam Gear Holding Tool Adapter	303-578			X		X					X	
6483	Cam Sensor Sync Tool	303-638					X					X	
6484	Timing Chain Tensioner Tool	303-571			X		X					X	
6485	Cam Gear Bolt Socket & Ext.	303-565, 303-575			X		X					X	
525216	Camshaft Positioning Tool Assy	303-445				X						X	X
525217	Camshaft Holding Tool	303-446				X						X	X
525218	Camshaft Holding Tool	303-1248				X						X	X
7419	Tensioner Retaining Pin Set	none										X	X
567611	Timing Chain Tensioner Assy	303-1532						X				X	X
567613	Crankshaft Alignment Tool	303-645A						X				X	X
567614	Cam Phaser Holding Tool	303-1046						X				X	X
567617	Timing Chain Locking Tool	303-1175						X				X	X
567618	Camshaft Holding Tool	303-1248							X			X	X
567619	Chain Tensioner Hold Down Tool	303-1530							X			X	X
567620	VCT Alignment Tool	303-1097									X	X	X
567621	Camshaft Holding Timing Tool	303-376B									X	X	X
567622	Crankshaft TDC Timing Pin	303-507	X									X	X
567623	Crankshaft TDC Timing Pin	303-748									X	X	X
567649	Camshaft Holding Tool	303-530						X				X	X



ENGINE SERVICE AUTOMOTIVE SPECIALTY TOOLS



6487 Ford Cam Tool Kit

Ford cam tool kit for 1992 thru 2012 4.6L, 5.4L V8, and 6.8L V10 engines. Contains tool Nos. 6476, 6477, 6009, 6020, and molded storage case.



6488 Ford Cam Tool Kit

Ford cam tool kit for 1997 thru 2011 4.0L Explorer/Mountaineer SOHC V6 engines. Kit contains tool Nos. 6478, 6479, 6480, 6481, 6482, 6484, 6485, and molded storage case.



6498 Ford 4.6L & 5.4L 4-Valve Cam Timing Kit

Saves time; all tools required for camshaft timing are in one kit.

Set Includes:

- 525216** – Camshaft positioning tool
- 525217** – Camshaft holding tool
- 6024** – Crankshaft positioning tool
- 525218** – Secondary chain tensioner tool



6680 Ford 3.9L 4V Cam Tool Set

The 6680 is designed to service Ford 3.9L 4V V8 engines used in 2000-2006 Lincoln LS cars.



6682 Ford 3.5L & 3.7L 4V Cam Tool Set

- Ford 3.5L 4V V6 engines used in 07-12 Edge & MKZ, 07-09 MKX, 08-12 Taurus & Taurus X & Sable, 10-12 Fusion, 10-12 MKZ & MKS & MKT, 11-12 Explorer & F150.
- Ford 3.7L 4V V6 engines used in 09-12 MKS, 10-12 MKT, 11-12 Mustang & F150 & MKZ & Edge.



6486A Ford 2.0L, 2.3L, 2.5L 4V Cam Tool Set

- Ford 2.0L 4V L4 engines used in 94-12 multiple vehicle platforms.
- Ford 2.3L 4V L4 engines used in 05-08 Escape Hybrid, Mariner Hybrid.
- Ford 2.5L 4V L4 engines used in 09-12 Escape & Mariner, 10-12 Fusion & Fusion Hybrid, 11-12 MKZ.



Similar to
Ford 303-448

6024 Ford Crankshaft Positioning Tool

- Designed for use on Ford 1993–2012 4.2L, 4.6L 2-valve, 4.6L 4-valve, 5.4L V8, and 6.8L V10 engines when installing timing chains. These engines are not free wheeling, and if an engine has “jumped time,” it is possible the cylinder heads have to be removed because of damage to the valves or pistons.
- Easily installs over the crankshaft and engine front cover alignment dowel to position the crankshaft at top-dead-center — the correct position for timing chain installation. OTC recommends the No. 6024 be used with Nos. 6009 and 6020 (but it is not required).



6681 Ford 4.6L, 5.4L, 6.8L 3V Cam Tool Set

- The 6681 is designed to service;
- Ford 4.6L 3V V8 engines used in 05-10 Mustang, 06-10 Explorer, 09 F-Series trucks.
- Ford 5.4L 3V V8 engines used in 04-12 F-Series, 05-10 Expedition, 05-12 Lincoln Navigator.
- Ford 6.8L 3V V10 engines used in 05-12 F-Series 250-350-450.



6683 Ford 1.6L 4V Cam Tool Set

- Works on Ford 1.6L 4V L4 engines used in 11-12 Fiesta.



6684 Ford 3V Valve Spring Compressor

- Designed to compress valve springs on a Ford 3V 4.6L & 5.4L.
- Similar to OE p/n 303-1039.



Similar to Ford
303-567

7928 Ford Valve Spring Compressor Tool

Compresses valve springs for quicker, easier camshaft, valve seal, valve spring, or retainer service—because you don't have to remove the head from the engine first! It's an OEM-approved tool that you use with a 3/8" ratchet or breaker bar. Works on: 1991–2004 Ford vehicles with 4.6L, two-valve, V8 engines; 4.6 4V, 5.4 V8 and 6.8 V10.



EASY FORD SPARK PLUG REMOVAL

6918

Ford Spark Plug Remover Kit, 3V Engine

- Unique design helps prevent breakage by locking the plug porcelain core to the plug hex allowing it to turn as one complete unit.
- Will also pull plug porcelain core if plug hex only is removed.
- Detailed Instructions to maximize success rate.

Works on:

- Ford 4.6L 3V V8 engines used in 2005–2008 Mustang, 2006–2008 Explorer.
- Ford 5.4L 3V V8 engines used in 2004–2008 F-Series, 2005–2008 Expedition, 2005–2008 Lincoln Navigator.
- Ford 6.8L 3V V10 engines used in 2005–2008 F-Series 250-350-450.



6770

Ford 6.0L Diesel Service Tool Kit

- 8 of our popular 6.0L Diesel Service Tools in one convenient kit.
- Properly test vehicle systems for leaks and blockage.
- Safely remove and re-install harnesses without damage.
- Fuel Filter Cap Wrench, Glow Plug and Injector Harness Release Tools.
- Oil Line Disconnect Tool, EGR Removal Tool.
- IPR Controller, IPR Socket Tool and Fuel Rail Pressure Adapters.



7834

Ford Rear Crankshaft Seal Installer

- This installer works on crankshaft rear oil seals that come with or without a metal wear sleeve.
- Designed for use on 1993–1997 Aerostar or 1993–2011 Ranger and Explorer with 4.0L V6 engine.



6900

Ford Spark Plug Socket

- This unique design works on 2004–newer Ford vehicles with 5.4L, 4.6L, V8, 6.8L, V10, 3-valve engines.
- Socket end is 9/16". Soft rubber insert holds and protects spark plug during removal and installation.
- Extension is part of the socket. Easily fits down spark plug tube in cylinder head.
- Socket has a 3/8" drive for use with a ratchet or breaker bar.



5607

Compression Tester Ford 14mm Adapter

- Use with OTC compression testers to access hard to reach spark plug holes.
- Works on 2004 and 2007 Ford 4.6 and 5.4 L, V-8, 3 valve engines.
 - Easy-to-turn feature makes starting thread fast.
 - Use with compression testers with 14 mm thread.



5608

Compression Tester Ford 12mm Adapter

- Use with OTC compression testers to access hard-to-reach spark plug holes.
- Works on 2008 and newer Ford 4.6, 5.4 and 6.8L 3-valve engines with 12mm spark plugs
 - Easy-to-turn feature makes starting thread fast



7835

Ford Rear Main Oil Seal Kit

- Works on 1994–2003 7.3L diesel engine in Ford 3/4- and 1-ton trucks.
- A complete kit with the tools you need to correctly remove and install the rear main oil seal and wear ring on the crankshaft.
- Eliminates makeshift methods of seal removal and installation that could damage the new seal or crankshaft.



Similar to Ford 303-178 (T82L-6701-A)

7786

Ford Rear Main Seal Installer

This installer is the most accurate way to ensure that the rear main seal is set to the correct depth on the crankshaft. The installer fits over the seal, and with the two bolts included, attaches to the engine crankshaft. By alternately tightening the bolts, the seal is pulled into place quickly, easily, and with no damage to the rear main seal. Works on 2.0L, 2.3L, 2.3L OHC, 2.5L, 2.5L OHC 4-cylinder engines; 3.0L 2V, 3.0L 4V, 3.4L SOHC, 3.8L, 3.8L SC V6 engines; 4.6L 2V, 4.6L 4V, 5.0L and 5.8L V8 engines.



6768
Ford 6.0L Glow Plug Release Tool
Safely remove and install the glow plug harness on 2004-2009 Ford 6.0L Diesel engines.



6076
Ford Diesel Compression Test Adapter
When the glow plug is removed from the cylinder, this adapter is used to connect the No. 5021 gauge to perform a compression test.
• Works on 1994–2005 Ford vans and pickups with 7.3L direct-injected turbocharged (DIT) diesel engine.




6660
Compression Tester
• Use with OTC No. 5021 diesel engine compression gauge.
• Works on 2003-2009 Ford vans and trucks with 6.0L diesel engines.



Similar to Ford No. 303-755

6594
Ford Oil Line Disconnect Tool for 6.0 L
• Use to disconnect the high-pressure oil rail supply line from the fuel rail when removing fuel injectors.
• Works on the 6.0L diesel engine found in 2003-2009 F-250, F-350, F-450, F-550 trucks, Excursions and Ford vans.




Similar to Ford No. 303-228(T83T-9000-C)

7461
Fuel Injector Pump Rotating Tool
Maximum fuel economy requires precise injector timing. The tool securely grips the front of the fuel injection pump so you can rotate it while fine-tuning the system.
• Works on Stanadyne rotary fuel pumps found on International's 6.9 and 7.3 liter engines.



6088
Ford 5-pin Connector Harness for Glow Plug Testing
• Provides an easy way to check glow plug resistance without having to remove the valve cover of 1994–98 Ford trucks and vans with 7.3L DIT (direct-injected turbocharged) diesel engines.
• Used with any standard digital volt ohmmeter to check glow plug resistance.



Similar to Ford 303-625

6595
Ford High Pressure Oil Line Disconnect Tool
• Use to disconnect the high pressure oil line from the cylinder head.
• Works on 1998 - 2003 Ford vans and trucks with 7.3L direct-injected, turbo-charged (DIT) diesel engines.



Similar to Ford 303-774

6974
Ford 6.0L Diesel Fan Clutch Wrench
• Applications: 2003–2009 Ford F-550 and F-650 Super Duty trucks with the 6.0L diesel engine.
• This is a required tool to tighten or loosen the fan clutch on the water pump.
• Wrench has a 68.45 mm (2-11/16") opening



Similar to Ford 303-591

6068
Ford Diesel Fan Clutch Wrench
• Designed for use with OTC No. 7205E1 holding tool to remove fan clutch assembly. Has the same size opening as the OTC No. 7205E2 wrench, but has a special bend in the handle to provide clearance for accessories found on some vehicles.
Application: 1998–2003 Ford vans and pickups with 7.3L direct-injected turbocharged (DIT) diesel engine.



Similar to 211-185

7771A
Ford Power Steering Pump Pulley Installer
Installs power steering pump pulleys on 1992–newer Ford Crown Victoria and Mercury Grand Marquis with 4.6 V8 engine, 1997–newer Ford truck with 4.2 & 4.6 V6, 5.4 V8, and 6.8 V10 engines.
• 8 mm x 1.25" threads fit Ford's C111 pump.



206391
Ford Engine Adapters
• 6.0L and 6.4L Ford engine adapters.(Works with both the OTC 1735 and OTC 1735A).



206391 Ford Engine Adapters shown mount on OTC's 1735A sold separately.



SEE PAGE 29 FOR MORE FORD 6.0L TOOLS

GM IN-LINE 4-CYLINDER CAM TOOL SET



6685

GM In-line 4-Cylinder Cam Tool Set

- Comprehensive tool kit designed to save time when servicing GM 4-cylinder engines.

GM cam tool application can be found at www.otctools.com by entering the part numbers into the search bar.

Note: Some applications require more than one tool to accomplish the task.

GM In-line 4-Cylinder Cam Tool Set includes the following:

527045

Camshaft Timing

Alignment Pins

Similar to GM
J-36008A



527046

Camshaft

Sprocket Wrench

Similar to GM
J-36013



527049

Camshaft

Sprocket Wrench

Similar to GM
J-39579



527056

Camshaft Sprocket

Holding Tool

Similar to GM
J-43655



532174

Timing Chain

Tensioner & Shoe

Retainer



532195

Timing Chain

Tensioner Retainer

Similar to GM
J-36589



536172

Camshaft

Holding Tool

Similar to GM
J-44221



6675 (536173)

Timing Belt

Adjuster

Similar to GM
J-42492A



536174

Camshaft Gear

Holder

Similar to GM
J-43299



536176

Camshaft Gear

Holder

Similar to GM
J-43299



536178

Crankshaft Pulley

Holder

Similar to GM
J-38122



536181

Camshaft Sprocket

Holding Tool

Similar to GM
J-44222



536186

Timing Chain

Holder

Similar to GM
J-44217-1



536187

Timing Chain

Holder

Similar to GM
J44217-2



536254

Camshaft Timing

Alignment Pin



536255

Timing Chain

Tensioner Retainer



536265

Timing Chain

Holder

Similar to GM
J-44217-46



527061-1

Timing Chain

Tensioner

Loading Tool

Similar to GM
J-45027




527061-2

Timing Chain

Tensioner Loading


Tool

Similar to GM
J-45027



**FOR MORE DETAILS VISIT
OTCTOOLS.COM**





6686

GM NorthStar V8 Cam Tool Set

- Kit is indispensable for quickly and correctly servicing GM NorthStar 4.0L and 4.6L V8 engines.

Set Includes:

- 527048 – Cam Chain Tension Holder
- 527050 – Crankshaft Rotation Tool
- 527057 – Camshaft Holding Tool (qty. 2)
- 527058 – Secondary Drive Sprocket Fixture
- 529636 – Timing Chain Retention Tool
- 529637 – Timing Chain Retention Tool
- 529638 – Timing Chain Retention Tool (qty. 2)



6687

GM 6 Cylinder Cam Tool Set

- Required tools to adjust and hold cam shaft timing on GM 3.0 and 3.2 V-6 engines.
- Kit is designed to save shop time when servicing GM 3.0 and 3.2 V-6 engines.

Set Includes:

- 536594 – Camshaft Locking Tool
- 536595 – Camshaft Locking Tool
- 536596 – Crankshaft Holding Tool
- 536608 – Camshaft Alignment Gauge
- 536611 – Timing Belt Installation Tool
- 536612 – Timing Belt Tensioner Wrench
- 536613 – Crankshaft Socket

6688

GM In-line 5, 6, or V6 Cam Tool Set

- Comprehensive tool kit designed to save time when servicing GM 5-, 6-cylinder engines.
- Tools are actually easier to use than the original OE essential tools.

Set Includes:

- 527051 – Camshaft Holding Tool
- 527052 – Cam Gear Holding Tool
- 527055 – Crankshaft Socket
- 527061 – Timing Belt Tensioner Loading Tool
- 536172 – Camshaft Holding Tool
- 536186 – Timing Chain Retention Tool
- 536187 – Timing Chain Retention Tool
- 536582 – Timing Belt Tensioner Pulley Retaining Tool
- 536583 – Camshaft Sprocket Holding Tool
- 536584 – Camshaft Locking Tool
- 536585 – Camshaft Locking Tool
- 536586 – Timing Belt Tensioner Pin
- 536587 – Timing Chain Tensioner Pins
- 536588 – Crankshaft Socket
- 536589 – Timing Chain Retention Tool
- 536590 – Timing Chain Retention Tool

6600A

GM Water Pump Socket

- Works on 1993–newer Cadillac 4.6L V8 Northstar engine, and 1995–1999 Oldsmobile Aurora 4.0L V8.
- 1/2" sq. drive for use with 1/2" drive breaker bar or ratchet.
- Tool is designed to self-center in the water pump housing, allowing the tangs to fully engage the water pump for removal or installation.

6675

Timing Belt Adjuster Wrench

- Designed to fit the adjuster on Chevy Aveo, 2002 - 2011.



Similar to J-38816A



Similar to J-42492-A



7912

7911

GM Crankshaft Balancer Puller Kit and Adapter Set

Everything you need to pull harmonic balancers having three tapped holes. The shoulder bolts are designed to prevent them from being installed too deeply, protecting the crank sensor and/or interrupter rings from damage. The spacer adapter gives the puller's forcing screw something to push against. The kit works on 1990–2002 3300 and 3800 V6 engines. The No. 7911 adapter set consists of the spacer adapter and shoulder bolts only, for use with your No. 518 or No. 6930 flange-type puller.

7911 – GM crankshaft balancer puller adapter set. Includes shoulder bolts and spacer adapter only.

7912 – GM crankshaft balancer puller kit. Includes No. 518 flange-type puller and No. 7911 adapter set.



Similar to J-43651

6616

GM Water Pump Holding Tool

- Holds timing chain in place so water pump can be removed for service.
- Special design allows easy installation regardless of timing chain orientation.
- Simply remove access plate from front cover and install the tool.
- Tool saves costly loss of timing on 2002–2009 GM 2.2L and 2.4L EcoTech engines.



6778



6779

GM Duramax Injector Pullers

- Designed to pull injectors on a GM Duramax 6.6L engines.

6778 – From 2001 - 2004, Similar to J-44639.

6779 – From 2005 - 2011, Similar to J-46594.

6754

Diesel Fuel Pressure Gauge

- Designed to test fuel pressure on GM Duramax diesel engines.
- Similar to J-44638.





6689 Chrysler/Jeep Cam Tool Set

The Chrysler/Jeep cam timing tools are provided to ensure correct cam timing when servicing timing belts, chains, head gaskets, or performing other valve train repairs.

These 15 tools are based on OE designs and are offered to service the following applications:

Cam positioning is an important procedure. If cam timing is not correct, the engine may still run, but emissions and mileage will be affected. The engine computer may also initiate the "Check Engine" light.

Set Includes:

- | | |
|---|---|
| 513990 – Crankshaft Damper Puller | 522896 – Idler Shaft Remover |
| 522888 – Camshaft Alignment Tools | 522897 – Tensioner Lock Pin |
| 522889 – Camshaft Sprocket Holder | 522898 – Camshaft Holding Pins |
| 522890 – Timing Chain Tensioner Reset Tool | 522899 – Timing Belt Tensioner |
| 522891 – Harmonic Balancer Holding Ring | 522900A – Timing Belt Tensioner Tool |
| 522892 – Timing Chain Wedge | 522901 – Timing Belt Wrench |
| 522893 – Timing Chain Wedge | 522902 – Secondary Timing Chain Holder |
| 522894 – Camshaft Wrench | |



6075 Chrysler Crankshaft Damper Remover/Installer Kit

The special 3-jaw puller is used with the insert to remove the crankshaft damper whenever timing belt, water pump, or front cover service is required. The tool kit includes a damper installing tool with bearing.

- Services Chrysler-built 2.0L, 2.4L, 2.5L, 3.3L and 3.5L engines.
- 1995–2010 3.3L and 3.5L V6 used in Chrysler New Yorker and Concorde, Dodge Intrepid, and Eagle Vision; 1995–newer 2.0L, 2.4L 4-cyl., and 2.5L V6 used in Cirrus, Stratus, and Breeze; 1995–newer 2.0L 4-cyl. used in Neon.



Similar to Miller 6642

7999 Chrysler Camshaft Alignment Tool Set

These special brackets are necessary to ensure exact alignment of the camshaft sprockets during timing belt installation on all 1993–2010 vehicles with a 3.5L OHC engine.



6495 Chrysler Harmonic Balancer Holding Tool

- Designed as a holding ring with three pins to fit into the openings on a harmonic balancer.
- Use with a 1/2" ratchet or breaker bar to hold the harmonic balancer in place when turning the bolt that holds the balancer to the crankshaft. Also use to hold the balancer when removing it from the engine.
- Works on 1990–2010 3.3L V6 vans; 1994–2011 3.8L V6; 1993–1997 3.3L and 3.5L V6 cars; 1998–newer 2.7L, 3.2L, and 3.5L V6 cars.



Similar to Miller No. C-3053

6293 Distributor Bushing Installer/Reamer

- Used to install the distributor drive shaft lower bushing into the engine block. Then use this same tool to ream the new bushing so the distributor drive shaft correctly fits into the bushing.
- Works on Chrysler, Dodge, and Plymouth 3.9L V6, 5.2L & 5.9L V8 vehicles with distributors.
- Compatible with OEM and aftermarket distributor drive bushings.



6667 Harmonic Balancer Puller

Designed for removing damper pulleys in tight engine compartments, without removing the radiator. Use on the following:

- GM 2000 Generation III 4.8L, 5.3L, 5.7L 6.0L, and 8.1L V8s. Also works on Cadillac 4.5, 4.6, and 4.9L V8s beginning in 1988. Chevrolet trucks 2003–later 4.2L I6, 2004–current 3.5L I5 & 2005–current 2.8L I4.
- Chrysler engines from 1990–later, including 2.0L, 2.4L-cyl; plus 2.5L, 2.7L, 3.3L, 3.5L, and 3.8L V6s.
- Ford 1995–later V8 engines with 3 spoke pressed on damper.
- Mitsubishi Eclipse 1995–1999 2.0L DOHC non-turbo.
- Kit contains the 3-jaw puller, four lengths of forcing rods, and a forcing screw with a 3/8" square drive for ratchet use, and a 3/4" hex for wrench or socket use.

Replacement rods:

- | | |
|-------------------------------------|------------------------------------|
| 537757-4 – 5/16" x 4" 6-1/2" | 537757-6 – 5/16" x 6-1/2" |
| 537757-5 – 5/16" x 5-13/32" | 537757-7 – 5/16" x 7.13/32" |



6284 Harmonic Balancer Puller Set


- Includes No. 6267 puller, which removes the harmonic balancer from the crankshaft; and No. 6495 holding tool, which holds the harmonic balancer when tightening or loosening the crankshaft bolt, or removing the balancer.



Similar to Miller MD-998767

7997 Chrysler Timing Belt Wrench

Correctly adjusts the timing belt tension on 1991–1994 3.0L DOHC Dodge Stealth, 1992–1994 Eagle Summit, 1992–1994 Dodge Colt, and 1984–1991 2.0L Dodge Colt. For use with a 1/4" drive ratchet.



4731A

Honda/Acura Dampner Holding Tool

- Holds dampner for removal/installation of the crank bolt on Honda/Acura engines.
- 4" offset.
- 1/2" square drive can be used with ratchet or breaker bar.
- 50mm hex with large center hole.
- Will fit around accessories eliminating additional part removal.
- Proper fit for applications and allows use of impact tool to remove bolt.

Works on:

Honda – Accord, Civic, CRV, Del Sol, Element, Fit, Insight, Odyssey, Pilot, Prelude, Ridgeline, S2000. Acura – CL, Integra, Legend, MDX, RL, RSX, TL, TSX.

Honda

Accord	1990-1997	2.2L 4 cyl.
Accord	1996-1997	2.7L 4 cyl.
Accord	1998-2002	2.3L 4 cyl.
Accord	1998-newer	2.4L 4 cyl.
Accord	1998-newer	3.0L V-6
Accord Hybrid	2005-2007	3.0L V-6
Civic	1992-newer	1.6L 4 cyl.
Civic	2001-2005	1.7L 4 cyl.
Civic	2006-newer	1.8L 4 cyl.
Civic	2003-newer	2.0L 4 cyl.
Civic Hybrid	2003-newer	1.3L 4 cyl.
CRV	1997-2001	2.0L 4 cyl.
CRV	2002-newer	2.4L 4 cyl.
Del Sol	1993-1997	1.6L 4 cyl.
Element	2003-newer	2.4L 4 cyl.
Fit	2007-newer	1.5L 4 cyl.
Insight	2000-newer	1.0L 3 cyl.
Odyssey	1995-1997	2.2L 4 cyl.
Odyssey	1998	2.3L 4 cyl.
Odyssey	1999-newer	3.5L V-6
Pilot	2003-newer	3.5L V-6
Prelude	1992-newer	2.2L 4 cyl.
Prelude	1992-1996	2.3L 4 cyl.
Ridgeline	2006-newer	3.5L 4 cyl.
S2000	2000-2003	2.0L 4 cyl.
S2000	2004-newer	2.2L 4 cyl.

Acura

CL	1997	2.2L 4 cyl.
CL	1997-1999	3.0L V-6
CL	1998-1999	2.3L 4 cyl.
CL	2000-newer	3.2L V-6
Integra	1990-1992	1.6L 4 cyl.
Integra	1992-1993	1.7L 4 cyl.
Integra	1993-newer	1.8L 4 cyl.
Legend	1991-1995	3.2L V-6
MDX	2001-2006	3.5L V-6
MDX	2007-newer	3.7L V-6
RL	1996-2006	3.5L V-6
RSX	2002-2007	2.0L 4 cyl.
TL	1997-newer	3.2L V-6
TL	2007-newer	3.5L V-6
TSX	2004-newer	2.4L 4 cyl.



4732

Honda/Acura Crankshaft and Harmonic Balancer Holder

- Allows the crankshaft pulley and/or harmonic balancer bolt to break loose.
- Includes tool necessary to properly counter the rotation of the crankshaft pulley/harmonic balancer during removal and reinstallation of crank bolt.
- Secures the pulley in place not allowing it to rotate during removal and reinstallation of crank bolt.

Allows the technician to more easily replace the timing belts on many 1982 to current Honda & Acura vehicle engines, including:

1.6L	4 Cylinder	Civic	1982+
1.7L	4 Cylinder	Integra	1983
1.8L	4 Cylinder	Integra	1983+
2.0L	4 Cylinder	CRV S2000	1997+ 2000+
2.2L	4 Cylinder	Accord Odyssey Prelude Acura CL	1980-1998 1985-1988 1982+ 1997+
2.3L	4 Cylinder	Accord Odyssey Prelude Acura CL	1988+ 1988 1982+ 1997+
2.7L	6 Cylinder	Accord	1986+
3.0L	6 Cylinder	Accord Acura CL	1988+ 1987+
3.2L	6 Cylinder	Acura Legend Acura TL	1981-1985 1986+
3.5L	6 Cylinder	Odyssey Acura RL	1999+ 1996+



6613

Variable Pin Spanner Wrench

- Universal design fits many different types of pulleys having slots or holes, including camshaft pulleys and crankshaft pulleys.
- Wrench is adjustable from 1-1/4 inch to 5 inches; works with a 1/2 inch ratchet or breaker bar.

Set Includes:

526908-1	– 3.5 mm pin	526908-5	– 6 mm pin
526908-2	– 4 mm pin	526908-6	– 7 mm pin
526908-3	– 4.5 mm pin	526908-7	– 10 mm pin
526908-4	– 5 mm pin	526908-8	– Handle



5940

BMW Head Bolt Socket

- Socket is designed to fit in the cylinder head on M42 and M50 engines to remove and install cylinder head bolts.
- Spring loaded detent ball holds bolt in place.
- Works with 1/2 inch ratchet, breaker bar, or torque wrench. Socket size is E12 for external TORX® bolts.



Similar to Toyota No. 09043-50080

6022

Toyota Head Bolt Socket

- Specially designed socket is needed to tighten or loosen head bolts on Toyota Paseo vehicles with 3S-GE and 3S-FE engines.
- 8 mm socket features a 12-point, 1/2 inch drive socket.



Mirror Finish

6985

Mercedes-Benz and BMW Fan Clutch Service Kit

- Mercedes-Benz fan clutch holding wrench holds the water pump pulley to allow release of the fan.
- BMW Fan clutch holding wrench holds the water pump pulley in place while loosening the radiator fan. Works on BMW M10, M20, M30, & other late model vehicles. (Holes at 38 mm & 44.5 mm.)
- Mercedes-Benz fan clutch wrench removes the thermo-viscous radiator fans found on Mercedes-Benz vehicles. Works on M-B engines: M111, OM604, OM605, and OM606 (C & E Class; 36 mm opening).
- Mercedes-Benz fan clutch wrench is used to remove or install the fan clutch assembly. Slim shaft handle lets you easily work in tight spaces. Works on M-B engines: M103, M104, M119, and M120 (65 mm opening).
- BMW fan clutch wrench is used to remove and install the thermo-viscous fan on BMWs and Fords (32 mm opening).
- Mercedes-Benz Fan Clutch Holding Tool is used to remove / replace thermo-viscous fan coupling with the radiator in place.
- Universal fan belt adjustment wrench services Mercedes-Benz, Nissan Quest, and Mercury Villager radiator fans and pulley belts. It also can be used for loosening the A/C idler pulley tensioner lock nuts for A/C belt adjustment or replacement. Also contains 2.5 mm, 8 mm, and 10 mm Allen keys.



7196
Crank & Cam Seal Service Kit

- Removes and installs camshaft and crankshaft seals on cars, trucks, vans and SUVs without damage.
- Includes a puller coupled with specialized puller legs that hook the seal for quick and easy removal.
- The interchangeable seal install adapters are designed for use with the cam or crank bolt. Kit services seal sizes of 21.5mm to 64mm.



6678
Cam Gear Holder, 2 pack

- The holders clamp between the engine block or head and the back of the gear to lock it in place.
- Use on single, dual, or quad cam engines to hold valve timing during belt replacement.
- Excellent for diesel injection pump belt replacement.
- The cam gear holders universal design are quick and easy to install.



6679
Cam Gear Clamp & Holder Set

- The holders clamp between the engine block or head and the back of the gear to lock it in place. The cam gear clamp is used between two adjacent gears to lock them together and eliminate movement.
- Use on single, dual, or quad cam engines to hold valve timing during belt replacement.
- Excellent for diesel injection pump belt replacement.



7790
Flange-Type Puller Set (Grade 5)

- Versatile puller capable of removing a wide variety of components having tapped pulling holes, including harmonic balancers, gears, crankshaft pulleys, etc.
- Capable of handling 2- or 3-way bolt pulling applications.
- Works on many cars, pickups, SUVs, and small engines.
- Carries the OTC Lifetime Marathon Warranty® against defects in workmanship and material.

Contents of set:

- Puller flange: adapts to bolt circle dia. of 1-1/2" to 4-5/8".
- Forcing screw: 5-5/8" lg., 5/8-18 thread.
- Shaft protector: 1-3/16" dia. x 3/4" thick.
- Three each of the following flat washers: 1/4"; 5/16"; 3/8".
- Three each of the following bolt sizes:

1/4"-28 x 3" lg.	3/8"-16 x 3" lg.
5/16"-24 x 3" lg.	3/8"-16 x 4-1/2" lg.
5/16"-18 x 3-1/2" lg.	M8 x 1.25 x 45 mm lg.
5/16"-18 x 6" lg.	M8 x 1.25 x 65 mm lg.
3/8"-24 x 1-1/2" lg.	M8 x 1.25 x 90 mm lg.
3/8"-16 x 2" lg.	M10 x 1.5 x 35 mm lg.



6930
Flange-Type Puller Combination

- Heavy-duty flange puller features a live center forcing screw. Includes two live center forcing screw tips and two sets of commonly used automotive bolts. Puller will work on bolt circles from 1-1/2" to 4-1/4". Three cap screws, 3/8-24 x 3" long, and three cap screws, 3/8-16 x 3" long.



7793
Master Bolt Grip Set (Grade 8)

- Multi-Purpose applications such as steering wheels, flywheels, harmonic balancers, pulleys and gears with tapped holes.
- Includes special stepped bolts for 1990-2005 GM 3300-3800 V6 crankshaft pulleys.

Contents of set:

- 4-way slotted puller yoke and 2 lengths of hardened "live-center" forcing screws - a set of 3 interchangeable forcing screw tips is included to optimize pressure and prevent "walking".
- Blow molded case to prevent spilling and each bolt size is molded into the storage compartment.
- Three each of the following bolt sizes:

M8 x 1.25 x 90mm	3/8-24 UNF x 1.5"
M8 x 1.25 x 45mm	3/8-16 UNC x 2"
1/4-28 UNF x 3"	3/8-16 UNC x 3"
M8 x 1.25 x 65mm	3/8-16 UNC x 4.5"
5/16-24 UNF x 3"	M10 x 1.5 x 35mm
5/16-18 UNC x 3.5"	
- Special Stepped Bolts - 1990 & Newer



525
Flange-Type Puller Combination

- Two specialty pullers in one box. You get a flange-type puller for removal of harmonic balancers, timing gears, and other parts with two or three tapped holes. You also get a steering wheel, pulley, and flywheel puller. 525 includes: flange-type puller and steering wheel puller with four sets of cap screws.



- 6505
Master Harmonic Balancer Installer**
- 11 special adapters make this a complete master harmonic balancer installer set for most car and light truck applications.
 - The heavy-duty 7/8" diameter forcing screw has internal threads to fit the threaded adapters.
 - Plastic storage tray keeps set components organized for easy selection.



- 7654A
Serpentine Belt Installation Tool**
- Durable tool provides extra control and reach during serpentine belt installation.
 - Works equally well on V-belts and timing belts.
 - Three-pin design for immediate push/pull capacity.
 - Handle gives technician twisting control to install belts in confined, hard-to-reach areas.



- 7161
Cummins Engine Turning Tool**
- This tool makes easy work of manually rotating a Cummins 855 cubic inch engine. It's essential hardware when you're bringing pistons to top dead center to adjust injector timing.



- 4645
Serpentine Belt Tool**
- Fits tensioner pulleys with 13 mm–16 mm, 18 mm hex or 3/8" and 1/2" square drives.
 - For hard to access tensioners; there are 13 mm and 15 mm 12-point wrenches built into the handle.
 - 13 mm, 14 mm and 15 mm crows foot wrenches also included.



- 7425
Stretch Belt Service Set**
- The Stretch Belt Service Set includes an install tool along with a removal tool. Both tools are placed on a pulley which is turned to slip-on or slip-off stretch fit belts without damage.



- 4531
Harmonic Balancer Puller/Installer Set**
- For easy removal of most harmonic balancers and drive pulleys which are press-fitted onto the crankshaft. A bearing-centered circular 2/3-way puller flange and an assortment of metric and fractional bolts and adapters provide wide coverage.
 - A heavy-duty, 3/4" dia. forcing screw is internally threaded to fit the eight adapters to install harmonic balancers. Adapter sizes included: M16 x 2.0, M14 x 1.5, M12 x 1.5, 3/4"-16, 5/8"-18, 9/16"-18, 1/2"-20 and 7/16"-20.
 - A blow-molded plastic storage case keeps set contents organized and protected.



- 7471A
Cummins Engine Barring Tool**
- Need to manually rotate an engine? This tool makes the job easy. Just insert the tool into the flywheel housing until it engages the ring gear, then attach a 1/2" square drive ratchet or breaker bar and turn. The tool's load-bearing collar provides friction-free operation while rotating the tool in the housing.
- Works on Cummins B and C series diesel engines and 5.9L liter diesels used in Dodge pickups.



- 7424
Belt Holding Tool**
- Keeps belt from falling off of a pulley during belt installation.
 - Universal design to fit most pulley styles and sizes.
 - Super strong magnet to hold the belt firmly on the pulley.
 - Multiple holders can be used for belt applications that fit around many pulleys.
 - Durable plastic housing with magnet for steel/iron pulley applications.



**FOR MORE DETAILS VISIT
OTCTOOLS.COM**

CLUTCH, PULLEY AND FLYWHEEL SERVICE



7419
Timing Tensioner Locking Pin Set

- This pin set is used to lock timing belt or chain tensioners once they have been compressed, required during the service procedure.
- Once the belt or chain service is complete, the pin is simply pulled out to return the tensioner to functional.
- 6 pin set with clip to cover most all applications.



7885
Fan Clutch Wrench Master Set

Conventional wrenches are just too wide for the job of removing the fan clutch assembly on some engines. Here's the solution: You hold the fan clutch stationary with the clutch holder tool, and turn the fan clutch nut with the special wrench. Most wrenches feature a square drive for attaching a breaker bar for extra torque. Time savers when replacing water pumps, or for any other front engine service in body or repair shops. Holding tools and wrenches are available individually and in sets.



6617
Alternator Pulley Service Kit

- Overrunning alternator pulley and overrunning alternator decoupler pulley are designed to extend belt life and belt tensioner life. They also make for quieter and smoother accessory drive operation and reduce vibrations in the passenger compartment.
- These tools hold the alternator shaft still so the pulley can be removed or installed.
- A great time saving tool for the technician and the ability to provide a cost saving service for the vehicle owner.

Kit contains:

Decoupler tool assembly	28 mm / 21 mm hex cap nut driver
17 mm hex drive	28 mm / 18 mm hex cap nut driver
17 mm Allen wrench	22 mm hex cap nut driver
110 mm socket extension	



6673
Universal Belt Tension Gauge

- Belt tension gauges are used to check drive belt tension on drive belts to ensure maximum belt and bearing life.
- Scale reads 30–180 inch lbs.



4475
Grooved Pulley Strap Wrench

- Use to hold a grooved pulley when servicing alternators, water pumps, power steering pumps, etc. Also may be used to rotate the camshaft or crankshaft for engine service.
- Holds tighter than a standard strap wrench.



4652
Adjustable Fan Clutch Holding Tool

- Adjustable jaws fit various water pump pulley bolt patterns.
- Jaws adjust from 1/2" to 8-5/16" opening.
- Jaws lock in place to securely hold water pump bolts.
- Long handle offers leverage for extra torque.



7403
Steering Wheel, Pulley, and Flywheel Puller

- Here's a puller that works in a variety of applications. It pulls steering wheels on most late model cars. It also works as a regular 2/3-way puller to remove pulleys and small engine flywheels. Cap screws included (pairs): 3/8-16 x 3-1/2 in.; 5/16-18 x 3-1/2 in.; 5/16-24 x 3-1/2 in.; M8-1.25 x 90 mm; and 5/16-18 x 4 in. (SIR).
- Works on domestic cars with or without collapsible steering columns.



4754
Universal Pulley Holder

- Universal design fits many different size pulleys having slots or holes, such as camshaft pulleys or crankshaft pulleys.
- Wrench is adjustable from 1-1/2" to 8-5/8"; four different size step pins are interchangeable.
- Long handle enables technician to easily hold the pulley when tightening or loosening retaining bolts.



4603 Frost Plug Remover/Installer Set

- Designed to remove and install frost plugs used in liquid-cooled gas and diesel engines found in cars, trucks, SUVs, agricultural equipment, and construction equipment.
- Simply use a hammer with the driver and appropriate disc to install frost plugs ranging from 1" to 2-3/8" in diameter.

Set contains:

4603-1 – Installer Handle (18" lg.);

4603-2 – Frost Plug Remover;

4603-3 – Frost Plug Disc Set (7 ea., plus 1 retaining nut).



6986 Stud Remover Set, Fractional

This fractional, 4-piece, stud remover set offers the best professional extractors available. Designed and tested to reach studs in difficult work areas.

- Housed in a blow-molded storage case.

3/8" drive for:

6986-1 – 1/4" stud remover

6986-2 – 5/16" stud remover

1/2" drive for:

6986-3 – 3/8" stud remover

6986-4 – 7/16" stud remover



6987 Stud Remover Set, Metric

This metric, 4-piece stud remover set offers the best professional extractors available. Designed and tested to reach studs in difficult work areas.

- Housed in a blow-molded storage case.

3/8" drive for:

6987-6 – 6 mm stud remover

6987-8 – 8 mm stud remover

1/2" drive for:

6987-10 – 10 mm stud remover

6987-12 – 12 mm stud sizes.



4604 Frost Plug Installer Set

- Designed to install frost plugs in liquid-cooled gas and diesel engines found in automobiles, trucks, SUVs, agricultural equipment, and construction equipment.
- Simply use an air hammer with the driver and appropriate disc to install frost plugs ranging from 1" to 2-1/16" in diameter.

Set contains:

4604-1 – Driver (14" lg.); **4604-2** – Frost Plug Disc Set (3 qty.).



4838 Piston Ring Compressor Set, 6 Piece

This 6 ring set covers 2 7/8" thru 4 3/8" piston diameters. The ring compressor pliers feature a ratcheting lock to hold the handles in position for easy piston installation.




4842 Heavy Duty Valve Spring Compressor

Used to compress valve springs for removal or installation. The heavy duty C-frame has a 9" opening and a 5" throat. Kit includes 16mm, 19mm, 23mm, 25mm, and 30mm valve spring retainer adapters.



4839 Adjustable Piston Ring Expander Pliers

These simple pliers include tips designed to capture the ends of piston rings to hold and expand them securely while installing onto pistons.



4572 Valve Spring Compressor

- Designed to compress valve springs on overhead valve engines.
- Includes two valve spring adapters, which fit valve spring retainers up to 1" (25 mm) and 1-3/16" (30 mm).
- Unique, direct action compressor lever gives better visibility of valve spring retainers located in difficult access areas.
- Jaw opening of 1-3/8" to 5-5/8" (35 mm to 142 mm); throat clearance of 5-7/8" (150 mm).



4840 Piston Ring Compressor Set with Ring Expander

This complete set includes 12 chrome plated compressor sleeves covering 1 3/8" thru 4 3/8" diameter piston applications. Both the ring compressor and ring expander pliers feature a ratcheting lock to hold the handles in position for easy piston and ring installation. Complete with a metal carry case.



4573
Universal Overhead Valve Spring Compressor

- Permits removal and installation of valve springs without removing the cylinder head on many cars and light trucks. Durable steel construction.
- Spring loaded offset jaws easily grip and compress valve springs.

Similar to Ford
303-567



7928
Ford Valve Spring Compressor Tool

Compresses valve springs for quicker, easier camshaft, valve seal, valve spring, or retainer service—because you don't have to remove the head from the engine first! It's an OEM-approved tool that you use with a 3/8" ratchet or breaker bar. Works on: 1991–2004 Ford vehicles with 4.6L, two-valve, V8 engines; 4.6 4V, 5.4 V8 and 6.8 V10.



3673
Diesel Glow Plug Tester

Glow Plug Tester provides fault detection thru LEDs for a quick analysis; Short circuit, Over current, Normal operation, Open circuit/ Under current.

- Glow Plug Tester allows for testing without removing glow plug from engine.
- Powers the glow plug to test the plug in it's operating state.
- Much more accurate test than a cold resistance test, which can miss short circuits.
- Tester uses a current measurement to accurately determine proper operation and check for short circuits.



6589
Electronic Ignition Spark Tester

Check for spark on gasoline engines used in import and domestic cars and trucks, plus small engines.



3589
Ignition System Quick Test Kit

This kit enables technicians to do power-balance tests and diagnose problems on standard, electronic, or distributorless ignition systems. Comes with brass adapters to fit all auto coils, test probes and leads, spark gap tester, and step-by-step instructions that lead technicians through the power-balance test.

- Performs power-balance in less than 5 minutes on standard, electronic, or distributorless ignition systems.
- Spark gap tester checks for adequate kV voltages on electronic ignition systems, providing instant diagnosis of problems—whether a faulty coil, ignition wire, or spark plug.
- Ideal for checking spark in no-start condition, instead of wasting time trying to "ground out your screwdriver."
- Step-by-step instructions lead technician through tests to check if ignition has a bad ground all the way to defective coils.



3579
Ignition system adapters, set of six.



6005A
Glow Plug Remover

Set includes 10 mm and 12 mm split nuts, three spacers (3/16", 1/4", and 5/16"), plastic storage/organizer case and instructions. The 10 mm split nut will work on Ford 6.9L and 7.3L diesels; GM 6.2L, and 6.5L diesels; and various diesels in import vehicles. The 12 mm split nut works on various diesels in import vehicles, plus many agricultural and construction diesel applications.



5603
Compression Tester - Deep Well Connector

Use with OTC compression testers or other compression testers.

- Solid steel 8" length shaft.
- Upper t-wing grip for ease of installation and removal.
- Popular 14 mm thread for both flat and tapered seat plugs.
- Corrosion resistant nickel plated finish.



**5606
Compression Tester Kit**

Designed for complete compression testing on gasoline engines, including domestic, imports, motorcycles, marine, and small engines. Unique problem solving features for today's limited space engine compartments.

Features and benefits:

- Corrosion resistant nickel plated finish.
- Adapters work on both flat and tapered seat plugs.
- Extra long 25" flex hose gauge assembly with quick coupler, allows easy viewing out of cluttered engine compartment.
- 2-1/2" gauge features chrome bezel and rugged protective outer boot.
- Dual scale gauge reads 0-300 psi and 0-2100 kPa.
- 12" flex-14 mm standard reach.
- 12" flex-14 mm long reach.
- 10 mm, 12 mm, and 18 mm thread adapters.
- Rugged blow molded hard case with removable lid.
- Repair parts kit.



**5605
Deluxe Compression Tester Kit**

Complete with standard and specialty adapters, this deluxe kit offers a complete package for compression testing on gasoline engines. Kit includes the deep well connector used on recessed plug well style heads and the Ford engine adapter using 16 mm thread plugs.

Features and benefits:

- Corrosion resistant nickel plated finish.
- Adapters work on both flat and tapered seat plugs.
- Extra long 25" flex hose gauge assembly with quick coupler, allows easy viewing out of cluttered engine compartment.
- 2-1/2" gauge features chrome bezel and rugged protective outer boot.
- Dual scale gauge reads 0-300 psi and 0-2100 kPa.
- 8" deep well 14 mm connector.
- 5" flex Ford 16mm adapter.
- 12" flex-14 mm standard reach.
- 12" flex-14 mm long reach.
- 10 mm, 12mm, and 18 mm thread adapters.
- Rugged blow molded hard case with removable lid.
- Repair parts kit.



**5609
Cylinder Leakage Tester Kit**

Quickly diagnose internal engine problems such as bad rings, valves and leaking head gaskets. Kit come complete with adapters for most applications.

Features and benefits:

- Dual 2-1/2" gauges feature chrome bezel and rugged protective outer boot.
- Scales read 0-100 psi and 0-700 kPa.
- Pressure regulated manifold includes quick couplers.
- Long flex 24" 14 mm hose.
- 10 mm, 12 mm and 18 mm thread adapters.
- Blow molded hard case with removable lid.
- Detailed instruction chart.



**5610
Transmission/Engine Oil Pressure Kit**

This professional kit can be used for domestic and import applications. High and low pressure gauges make this kit useful for both transmission and engine work. Kit comes complete with adapter for most applications. Designed to be used for both static and on road testing.

Features and benefits:

- Large 3-1/2" gauges feature a chrome bezel and rugged protective outer boot.
- Low pressure gauge reads 0-100 psi and 0-700 kPa.
- High pressure gauge reads 0-400 psi and 0-2800 kPa.
- Both gauges include rear hook to allow gauge to be hung conveniently out of the way.
- Gauges and hose assembly incorporate quick couplers for easy disconnect.
- Kit includes 13 adapters and a detailed instruction manual.
- Blow molded hard case with removable lid.



**5613
Vacuum/Pressure Gauge Kit**

Ideal for testing vacuum lines and components. Accurately tests low-pressure fuel systems. Quickly diagnose internal engine problems such as bad rings, valves and leaking head gaskets. Kit comes complete with adapter for most applications. Pin point hard to find problems such as cracked lines, PCV, fuel pump, fuel filters and more.

Features and benefits:

- Large 3-1/2" gauge features a chrome bezel and rugged protective outer boot.
- Dual purpose gauge reads vacuum and pressure.
- Dual scale gauge reads 0-30 in. Hg vac and 0-70 cm Hg, also reads 0-15 psi and 0-100 kPa.
- Built in rear hook allows gauge to be hung at eye level.
- Adapters for most applications.
- Blow molded hard case with removable lid.
- Detailed instruction chart.

**6492
Engine Preluber Kit**

- Ensures oil is present to internal engine components on the first start of a new or rebuilt engine, or after major engine work is performed.
- Required to prime the oil pump and fill the oil galleries and internal engine components with clean, new oil.
- Connects to engine oil system at the oil pressure sensor on a variety of domestic and import engines.
- Oil pressure sensor adapters included.



5020
Similar to Ford 303-D091 (D93T-6000-A)

5021
Similar to Ford 303-D092 (D93T-6000-B)

Diesel Compression Tester with Adapters

This easy-to-use compression tester is designed for light- and medium-duty diesel engines equipped with glow plugs. A dual-reading gauge, featuring a push-button release valve, measures compression to 1000 PSI and 7000 kPa. The hose end has quick disconnect fittings. The tester comes with glow plug and nozzle adapters in a handy storage case.

Tester services these engines:

- Cummins B and C
- Navistar DT466/DT360
- Ford/Navistar 6.9L & 7.3L
- Detroit 6.2L & 6.5L
- Hino diesel and Mitsubishi Fuso truck engines

- 5020** – Diesel compression tester with adapters.
- 5021** – Universal diesel engine compression gauge.
- 304802** – Replacement gauge.

Replacement Adapters (available separately)

- 47484** – Hino diesel truck engines with 12 mm x 1.25 thread
- 209633** – Ford 6.6L & 7.8L diesels
- 217791** – Cummins B 3.9L 4 cyl. & 5.9L 6 cyl. '89-'98
- 308472** – Mitsubishi Fuso truck 4D & 6D engines with 10 mm x 1.25 thread
- 310810** – Cummins C 8.3L 6 cyl. '88-'96
- 310832** – Ford/Navistar 6.9L & 7.3L, Detroit 6.2L & 6.5L with 10 mm x 1.0 thread
- 310840** – Navistar DT466/DT360

**7559A
Deluxe Vacuum Pump**

This pump kit is designed for vacuum testing, brake bleeding, and fluid transfer. With this kit, one person can quickly and cleanly bleed brake and hydraulic clutch systems, actuate vacuum switches (VOES), as well as get answers to numerous diagnostic and mechanical problems.

Kit includes:

- Precision-made repairable vacuum pump with 360° gauge rotation for improved visibility.
 - Pumps up to 1 cubic inch (16cc) per stroke.
 - Develops and maintains up to 25" of Mercury vacuum.
- 4-1/2 oz. Reservoir jar with fluid transfer and storage lid.
- Two – 2 ft. long, 1/4" ID hoses.
- Rubber cup adapter.
- Two universal bleed screw adapters.
- Vacuum "T" adapter.
- Automotive test and bleed adapters.
- User manual (English, Spanish, French).



**4491
Mechanic's Stethoscope**

- Quick and accurate way to locate vehicle noise.
- Spring diaphragm on end of hose amplifies noise.
- Includes two hose ends: long rod helps pinpoint noises in hard-to-access areas; short adapter helps locate noise in a broader area of the vehicle.



6522



EVAP – LEAK DETECTION SYSTEM

- Vacuum Leak Testing
- Exhaust Leaks
- Crankcase Oil
- Cooling System Testing
- Wind and Water Leaks
- 1-Year Warranty

LeakTamer is the latest generation of leak detection systems, providing more smoke and better control. Solid-state circuitry improves reliability and ensures more consistent smoke output. A wide assortment of accessories make the LeakTamer versatile tools for quickly locating different kinds of leaks.

LeakTamer Evap offers:

- Densest smoke in the industry.
- Newly redesigned smoke chamber and control system.
- More complete line of accessories.
- User refillable.
- Includes smoke producing solution for 500 tests.
- Non-toxic, non-corrosive smoke.

Product Features:
















- OEM approved technology
 - Contains STAR Technology; the ONLY OEM-Approved smoke technology anywhere in the world
- Large full range flow meter
 - Detects Microleaks™ down to and below 0.10
 - Flow-test components with full range of flow values
- Pinpoint leaks with Smoke and dye
 - UltraTraceUV® dye deposits at exact location of a leak
 - Finds leaks that smoke alone won't find
 - Introduce to an engine before disassembly to find internal leaks
 - It's the only OEM-Approved dye solution
- Variable Smoke Flow
 - Helps pinpoint smoke exiting a leak
 - Directional knob shows exact flow position
- Compact light weight design
 - More powerful diagnostics in smaller package
- Can be used with air or nitrogen
 - Use any inert gas for safer EVAP testing and shop air for all other tests

6522 EVAP – Leak Detection System

Includes: Leak Tamer unit, White/UV combination light with laser pointer, UV glasses, EVAP adapter tool, exhaust cone, cap plug adapters, removal tool, smoke producing solutions enough solution for 500 tests.



Accessory / Replacement Parts

- | | | |
|----------------|--|---|
| 6522-1 | UltraTraceUV® (8 oz. / 236 ml) patented solution is the only Automaker-approved smoke-producing solution in the world. Contains a special dye that deposits at the exact location of a leak. Each bottle will perform approximately 300 tests. Part No. is for one bottle, two bottles included with 6522. |  |
| 6522-2 | Inert Gas Pack Kit connects directly to fitting on back of LeakTamer 6522. Includes preset CO2 regulator with cylinder fitting, 20 oz. liquid CO2 cylinder, pressure gauge, universal push-on female coupler accommodates both automotive and industrial male fittings (Cylinder arrives empty) Performs approx. 25-50 full cycle EVAP tests per 20 liquid oz. cylinder. |  |
| 6522-3 | Combination Light for easier smoke location and ultraviolet (UV) light, to highlight the fluorescent dye deposited at the exact location of a leak. Also has laser pointer. Includes batteries and glasses. |  |
| 6522-4 | Standard Size Service Port Adapter. |  |
| 6522-5 | Schrader® Removal/Installation Tool. |  |
| 6522-6 | Cap Plugs Kit. Used for sealing some systems during leak testing. |  |
| 6522-7 | Universal Fuel Neck Adapter fits the majority of vehicles. Allows access to fuel tank for evaporative system testing. |  |
| 6522-8 | BMW and MINI Fuel Neck Adapter. Allows access to fuel tank for evaporative system testing. |  |
| 6522-9 | Smoke Diffuser locates leaks around doors, windows, sunroofs, trunk compartment seals, EV vehicles' battery modules, or any closed system that can be pressurized from the inside and observe the smoke disturbance from the outside. |  |
| 6522-10 | Cone Adapter (standard) for introducing smoke into induction or exhaust system. 1" x 3.5" & 6" long (25.4 mm x 89 mm x 152 mm). |  |
| 6522-11 | Cone Adapter (Large) for introducing smoke into induction or exhaust system. 3.5" x 6" & 4.6" long (89 mm x 152 mm x 144 mm). |  |
| 6522-12 | Replacement Dipstick (for 6522). |  |
| 6522-13 | Replacement smoke supply hose and Delrin® Nozzle |  |
| 6522-14 | Delrin® Nozzle |  |
| 6522-15 | Flow meter red pointer flag. For easy viewing of flow meter measurements. |  |

TIMING LIGHTS

Standard features

- All metal inductive pickup.
- Reflected, super bright Xenon flash.
- Removable leads with positive twist lock connector.
- One touch control.
- Durable, plated ABS housing with over-molded grips.
- Heat resistant over-molding on clips.
- Blow-molded case included.



3363 Inductive Timing Light

Professional inductive timing light designed for standard base timing.

Unique features

- On/off touch control

3363



3365 Advance Timing Light

Professional advance timing light allows accurate adjustment of base and advance timing reading.

Unique features

- Adjustable knob measures centrifugal, vacuum, and computer advance.
- On/off touch control.

3365



3367 Digital Timing Light

Professional digital timing light has advanced features with a bright LED screen and mode indicator lights.

Unique features

- Microprocessor-controlled circuitry.
- LED tachometer display reads 0–9999 rpm.
- LED advance display indicates to 1/10.
- Unique flashlight feature.
- 2/4 cycle and rpm/advance lights.
- Up and down scroll buttons.

3367



Timing Light Comparison - Functions/Features	3363	3365	3367
Conventional, electronic, computer controlled ignition systems	•	•	•
DIS and 2-cycle systems	•		•
On/off touch control	•	•	
Adjustable advance		•	•
Digital LED readout tach and advance			•
2- to 4-cycle and rpm/advance mode lights			•
2- to 4-cycle selector button			•
Flashlight feature button			•
RPM to advance selector button			•
Up or down scroll buttons			•



Phototach

- No. 3665 phototach can be used as a contact as well as a non-contact tachometer.
- Four styles of contact adapter tips clip easily to the top of the phototach.
- Infrared technology makes the phototach accurate, convenient, and easy to use.
- Infrared beam not affected by ambient light.
- Non-contact design results in (zero) torque loss for true precision.
- Phototach is equipped with a laser pointer for accurate targeting.
- Reflective tape placed on a revolving object can be measured at distances from 2" to 20".
- Wide measuring range and high resolution, 2.5 to 99,999 rpm with a large 5-digit display, autoranging, min/max memory storage, and low-battery indicator.

3665 Phototach contact/non-contact

3660 Phototach non-contact only

3660



4510 Hose Pinch Off Pliers Set, 3 Piece

- Shuts off flow through vacuum lines, fuel lines, coolant lines, etc.
- Cocking ratchet mechanism holds pivoting jaws tightly in place. Heavy-duty swivel jaws pivot to assure parallel pinching.
- Available separately:

4510-8 8" tool for small hoses and tight areas.

4510-10 10" tool for radiator and vacuum lines.

4510-12 12" tool for radiator and vacuum lines.



4522 Vacuum Hose and Fuel Line Removal Tool

- Designed to remove vacuum hose or fuel lines (3/16" to 1/2") from fittings or tubing.
- Simply place the black jaw on the fitting or tubing – the jaw will grip the material. Then use the silver jaw to push the vacuum hose or fuel line off the fitting or tube.





- 4509**
Straight-Blade Hose Cutter
- Cuts rubber hoses ranging from 1/4" to 1-1/2".
 - Simply place hose in tool and squeeze handle to cut.
 - Replacement steel cutter blade No. 4509-1 is available.
- 4509-1** – Replacement hose cutter blade



- 4411**
Ratcheting Hose & PVC Cutter (Standard)
- Cuts hose and PVC up to 1-3/8" dia.
 - Features metal frame and ergonomic handles for high leverage.
 - Compound ratcheting action provides maximum cutting power.
 - Will also cut cable and wires.



- 4412**
Ratcheting Hose & PVC Cutter (Heavy Duty)
- Cuts hose and PVC up to 1-3/4" dia.
 - Features metal frame and rubber padded ergonomic handles for high leverage and comfort.
 - Compound ratcheting action provides maximum cutting power.
 - Will also cut cable and wires.



- 4550**
Scraper Set
- Scrapers feature polished, heat-treated, stiff, stainless steel blades. Handles are ergonomic two-component plastic and feature a non-slip grip and steel bolstered end.
- Packaged in a storage tray. Includes: 1-1/4" straight blade, 1-1/4" bent blade, and 2" straight blade.



- 6500**
Flexihead O2 Sensor Wrench
- Flexible head design assists in the removal of stubborn O2 sensors that are 7/8" in diameter, a common size to most vehicles.
 - Features allow extensions or wrenches to apply force in tight areas, even on seized components.
 - Pivots to allow more angles of placement.



- 7807**
Heated Oxygen Sensor Socket
- We put a slot in the side of this wrench to accommodate connectors on heated oxygen sensors, which usually won't fit in standard sensor wrenches. The extuborn sensors without rounding them off.
- Features 1/2" double square drive, 7/8" hex.



- 7189**
Oxygen Sensor Socket
- Designed to easily remove an oxygen sensor.
 - Heat-treated cast steel.
 - 7/8" hex, 1/2" square drive (double square for easy access).
- Similar to Ford No. T79P-9472-A




- 6931**
Oxygen Sensor Socket
- Works on all domestic and imported vehicles with oxygen sensors.
 - Slot in socket's side allows wire clearance.
 - Outside rib provides added strength, yet does not restrict access to sensors.
 - 1/2" square drive, 1" male hex drive on top, 7/8" six-point opening, 3-7/8" long



- 7677**
Exhaust Hanger Pliers
- Many cars and trucks have rubber blocks supporting their exhaust system hanger brackets. These pliers will enable you to quickly and easily remove those push-through brackets from their hangers. These pliers feature a two-position slip joint for use on many sizes of hanger blocks.



- 4673**
7-Piece Sensor Socket Set
- Includes:
- 4673-1** – 29 mm Vacuum Switch and O2 Socket, 1/2" drive
 - 4673-2** – 7/8" Vacuum Switch and O2 Socket (wide slot), 3/8" drive
 - 4673-3** – 27 mm Thermal Sensor Switch, 1/2" drive
 - 4673-4** – 7/8" Vacuum Switch and O2 Socket (narrow slot), 3/8" drive
 - 4673-5** – 1-1/16" & 1" Oil Pressure Sending Unit Socket, 3/8" drive
 - 4673-6** – 7/8" O2 Sensor Socket, offset 1/2" drive
 - 4673-7** – 7/8" O2 Sensor Socket (low profile), offset 3/8" drive.



- 4437**
8-Piece Sensor Socket Set
- Includes:
- 4673-1** – 29 mm Vacuum Switch and O2 Socket, 1/2" drive
 - 4673-2** – 7/8" Vacuum Switch and O2 Socket (wide slot), 3/8" drive
 - 4673-3** – 27 mm Thermal Sensor Switch, 1/2" drive
 - 4673-4** – 7/8" Vacuum Switch and O2 Socket (narrow slot), 3/8" drive
 - 4673-5** – 1-1/16" & 1" Oil Pressure Sending Unit Socket, 3/8" drive
 - 4673-6** – 7/8" O2 Sensor Socket, offset 1/2" drive
 - 4673-7** – 7/8" O2 Sensor Socket (low profile), offset 3/8" drive
 - 4437-8** – 1-1/16" and 1" Oil Pressure Socket (short access), 3/8" drive



- 7215**
Exhaust Back Pressure Gauge
- Quickly read back pressure to determine the amount of restriction in an exhaust system. This gauge accurately measures through the oxygen sensor hole. Its large dial clearly shows pressure from 0–8 psi. The system has a stainless steel braided tube to withstand high-heat conditions.
- Includes a universal adapter for vehicles with thermactor systems.
 - Works on domestic and imported vehicles.

FUEL

Fuel Injection Service Kits and Clean Fluid..... 20 – 25
 Fuel Pressure Testers, Line Fluid Stopper Kit,
 Fuel line Fittings..... 26
 Full-Coverage Disconnect Tool Set 27
 Fuel Service Disconnect Tools and Noid Lite/
 IAC Test Kits..... 28
 Ford 6.0L Service Tools..... 29
 Fuel Pump Wrenches, Water Sensor Wrench
 Gasoline Quality Testing Kit..... 30
 Diesel Fuel Injection Test Kits 31
 Hose & PVC Cutters, Tubing Bender and
 Tubing Cutters..... 32

OIL

Drain Plug Pro..... 33
 Oil Filter Sockets, Oil line Disconnect Tools
 and Stoppers 34 – 36
 Oil Light Reset Tool..... 37
 Oil Transfer Tankers, Fluid Evacuation /
 Brake Bleeding 37
 Oil Filter Crushers 38

COOLANT

Coolant Exchange Unit 39
 Hose Clamps, Cutters, Disconnect Tools 40 – 41

LUBRICANT SERVICE

Grease Guns & Accessories 42 – 43

AIR SERVICE

Air Blow Guns..... 44





HELP ENGINES RUN BETTER, EXPAND SERVICE OPPORTUNITIES

**7448A
Canister-type Fuel Injector Cleaner**

The 7448A is used exactly the same way as our original product was designed. Disconnect the vehicle fuel pump, adapt the 7448A to the vehicle's fuel rail. Add a chemical cleaner like OTC7000A.

Connect to shop air supply and set pressure – open the ball valve and start vehicle. When engine stalls, the cleaning process is complete.

With the addition of a quick connect fitting, the hose is now removable improving storage options – and we include a "blow out" fitting to allow your shops air supply to remove residual cleaners from the line – improving the overall life of the product.

The 7448A now includes our Fuel Injection Application Manual – showing OE fuel pressure specs, fuel pump disconnect points return line information and the adapter reference to OTC pressure adapter kits (6550PRO)! Covers vehicles from 1997 through 2013 model years.

Tool No.	Description
567709	Hose (1/8" NPTF x 6' long) with connector
213299	Air regulator
313575	Gauge 0-100 psi
517145	Gauge cover



Hose for gasoline, and ethanol blends as required by standard SAE30R9



**6550PRO
Pro Master Fuel Injection Service Kit ●**

Covers 100% of vehicles sold in North America market '97-'13. (if not call 507-390-7057).

Perform fuel pressure testing, diagnose weak fuel pumps or restricted filters, test for fuel flow and perform leak-down tests. Use to clean injectors and intake systems. Kit includes:

- 0 – 100 PSI Fuel Pressure Gauge.
- 47 of the popular OTC fuel injection adapters, each equipped with a quick-connect Schrader valve.
- '97 – '13 Fuel Injection Service Application Manual.
- Replacement seal kit also included.



**6550
Master Fuel Injection Kit ●**

Test fuel injection systems on most GMs, including GM TBI, Ford, Chrysler, and Jeep vehicles. Also works on imports, including CIS and CISE fuel systems.

- 0–100 PSI fuel pressure gauge.
- 35 of the popular OTC fuel injection adapters, each equipped with a quick-connect Schrader valve.
- '97 – '13 Fuel Injection Service Application Manual.
- Replacement seal kit also included.



**6550UPD
Professional Fuel Injection Update Kit ●**

Upgrades existing 6550 Master Fuel Injection Service Kit into the 6550PRO. Kit includes:

- 12 OTC fuel injection system adapters each with a quick connect Schrader Valve.
- 1997 – 2013 Fuel Injection Service Application Manual.

CONTENTS OF SETS: • 6550PRO • 6550 • 6550UPD (also sold individually)

	518483	Hi-Pressure Gauge 3-1/2", 0-100 psi (0-7 BAR) with quick disconnect, protective gauge boot, and hanger			518482	14 mm x 1.5 External O-ring Plug			549598	M14 x 1.5 Inverted Flare Adapter
	518530	Gauge Hose Assembly with Relief Valve			518487	16 mm x 1.5 In-Line Adapter (GM TBI)			549596	M12 x 1.0 Honda Pulse Damper Adapter
	518356	CIS/TBI Hose Assembly with Shutoff Valve			518499	Ford Spring Lock Coupling Adapter			549597	Fuel Pressure Test Adapter, Studded Rail Style (ø.625/16 mm)
	518477	Seal Kit			518490	M6 x 1.0 External O-ring Adapter			567840	1/4" T-Fitting Hair Pin Adapter (Honda)
	518480	Double Ended Hose Adapter; 5/16", 3/8"			518491	M8 x 1.0 External Banjo Adapter			549578	Schrader Fitting, 7/16" -20 Internal 90 Degree Elbow
	518478	Single End Hose Adapter; 1/4", 5/16", 3/8"			518492	M10 x 1.0 External Banjo Adapter			549579	Schrader Fitting, .308x32 Internal 90 Degree Elbow (Ford)
	518495	Schrader Fitting, .308x32 thread (Ford EFI) Ford MPI Adapter			518493	M12 x 1.5 External Banjo Adapter			528770	Fuel Pressure Test Adapter (ø.430/11 mm)
	518542	Schrader Fitting, 7/16" -20 thread (Chrysler, Jeep & GM)			518494	M12 x 1.25 External Banjo Adapter			528771	Fuel Pressure Test Adapter (ø.580/15 mm)
	518476	5/16" T-Fitting Hair Pin Adapter (Ford)			518501	M14 x 1.50 External Banjo Adapter			528772	Fuel Pressure Test Adapter (ø.625/16 mm)
	518527	3/8" T-Fitting Hair Pin Adapter (Chrysler, Jeep, & GM)			518485	M8 x 1.0 Internal O-ring Adapter (CIS)			528767	M8 x 1.0 External Double Banjo EFI Pressure Test Adapter
	518534	5/8" -18 External Flare with Schrader Adapter			518536	M8 x 1.0 External O-ring Adapter (CIS)			528768	M12 x 1.25 External Double Banjo EFI Pressure Test Adapter
	518535	5/8" -18 Internal Flare with Schrader Adapter			518488	M10 X 1.0 Internal O-ring Adapter (CIS)			528769	M8 Internal Banjo Fitting
	518481	16mm x 1.5 External O-ring Adapter			518484	M10 x 1.0 External O-ring Adapter (CIS)			528766	M12 Internal Banjo Fitting
	518472	16mm x 1.5 Internal O-ring Adapter			518489	M10 x 1.0 External O-ring Adapter (CIS)			7666	Decarbonizing Adapter
	518473	14mm x 1.5 External O-ring Adapter			518486	M12 x 1.5 Internal Swivel Adapter (CIS)				
	518474	14 mm x 1.5 Internal O-ring Adapter			518498	M14 x 1.5 External & Internal Swivel Adapter				
					518497	1/4" BSPT External & Internal Swivel Adapter				
					518496	M16 x 1.5 External & Internal Swivel Adapter				



**4480
Basic Fuel Injection Service Kit**

- Performs running, residual, rail and flow rate pressure tests.
- Kit includes adapters, hoses and fittings to test fuel injection systems.
- Kit includes two popular adapters for import vehicles as well as the GM TBI adapter.
- Professional dual scale gauge reads 0-100 PSI and 0-700 kPa with relief valve, fuel discharge hose and rubber boot.
- Packaged in blow molded carrying case.



**7649A
Fuel Injector Cleaning Kit**

Clogged fuel injectors cause sluggish engine performance, poor fuel economy, and a rough idle. You can easily correct such problems with this injector cleaning kit. It works on a wide range of engines, both domestic and imported. Using our 7000A-1 Pro Inject-R Kleen fluid, you can effectively clean injectors, restore their spray patterns, and prevent recurring deposits. The kit also enables you to do low- and high-pressure fuel system tests. It will also work with your shop's pressurized air supply for more powerful cleaning without expensive propellants.

- Removes carbon from intake and combustion systems when used with fitting No. 7666.
- Includes canister, gauge, hose, fittings, operating instructions.
- 1997 – 2013 Fuel Injection Service Application Manual.



Tool No.	Description
567709	Hose (1/8" NPTF x 6' long) with connector
213299	Air regulator
313575	Gauge 0-100 psi
517145	Gauge cover
518499	Spring lock coupling adapter
518495	EFI quick-disconnect fitting (.307-32 internal; Ford)

Tool No.	Description
518480	Pressure adapter TBI (5/16" and 3/8")
549578	Quick-disconnect 90° elbow fitting (7/16"-20 internal)
528769	Banjo fitting (M8 internal banjo)
314651	Banjo fitting (M10 internal banjo)
518499	Banjo fitting (M12 internal banjo)
47955	Fuel injector cleaner (canister)
7666	Decarbonizing Adapter



6550MAN-13
Pro Fuel Injection Application Manual

Over 200 pages of valuable fuel system service information for professional technicians. English, Spanish and French translations for:

- Safety Precautions.
- Fuel System Identification.
- Adapter & Tool Identification.

General Operation instructions PLUS 1997 to 2013 Make/Model/Year Data points for:

- Fuel Pressure specifications.
- Fuel Pump Disabling Location and Procedure.
- OTC adapter reference.
- Adapter "break-in" location.



7000A
Pro Inject-R Kleen Fluid

Clean fuel injectors mean cleaner running, more efficient engines – and lower emissions. This fluid restores injectors' original spray pattern, helps prevent recurring problems, and reduces intake and port deposits.

- No mixing; use right from the can.
- Pro Inject-R Kleen fluid. Case of 12 16-oz. cans.

7000A-1
Pro Inject-R Kleen Fluid

- Single can.



7797
Fuel Injection Diagnostic Set

Quickly and accurately diagnose fuel pressure problems on Chrysler, Ford, GM, or Jeep engines that have multi-port fuel injection systems. You can also bleed air from the system with the bleed valve. No. 7211 gauge assembly allows technicians to check fuel pressure and fuel volume.

Set Includes:

- 518487** – GM TBI fuel pressure adapter
- 549578** – Quick-disconnect 90° elbow fitting
- 518495** – Ford EFI quick-disconnect fitting
- 211398** – Pressure hose
- 206878** – Coupler
- 19088** – O-ring

7635A – Basic fuel injection diagnostic set. (Same as No. 7797, but does not include 518437 GM TBI adapter.)





**7211
Gauge and Hose Assembly**

This gauge is designed to work with any of our fittings for testing fuel injection systems. It features a sturdy 3-1/2" dial that reads 0-100 psi. It also has a built-in (100-150 psi) retard to prevent excess pressure damage. The assembly's disconnect fitting has a check valve to lessen chance of fuel spray.

- Includes 6-ft. bleed hose and 30" pressure hose.
- Bleed valve eliminates air from injection system and can be used to reduce pressure when disconnecting hoses
- Bleed valve also allows gauge assembly to be used to check fuel pump volume.

306905 – Optional pressure hose, 70" long.



**5630
Fuel Pressure Tester Kit**

Quickly and easily locate any malfunctioning fuel system component, including fuel filters, pressure regulators, fuel lines, and fuel pumps without removing it from the vehicle.

Features and benefits:

- Large, easy-to-read 0-100 psi scale, 0-700 kPa.
- Solid brass fittings.
- Pressure relief valve for safe, clean testing.



**5613
Vacuum/Pressure Gauge Kit**

- Ideal for testing vacuum lines and components. Accurately tests low-pressure fuel systems. Quickly diagnose internal engine problems such as bad rings, valves and leaking head gaskets. Kit comes complete with adapter for most applications. Pin point hard to find problems such as cracked lines.
- Large 3-1/2" gauge features a chrome bezel and rugged protective outer boot.
- Dual purpose gauge reads vacuum and pressure.
- Dual scale gauge reads 0-30 in. Hg vac and 0-70 cm Hg, also reads 0-15 psi and 0-100 kPa.



**7629
GM Fuel Line Fitting Set (3/8")**

- Fits GM vehicles with 3/8" fuel lines.
- Will work on low or high pressure TBI systems.
- Quick, easy, safe. Eliminates makeshift connections that can damage plastic fuel lines or the special connector.
- Use when checking fuel pressure or when cleaning injectors.



**7628
GM Fuel Line Fitting Set (5/16")**

- Fits GM vehicles with 5/16" fuel lines.
- Will work on low or high pressure TBI systems.
- Quick, easy, safe. Eliminates makeshift connections that can damage plastic fuel lines or the special connector.
- Use when checking fuel pressure or when cleaning injectors.



**6703
Line Fluid Stopper Kit**

Stop messy fluid leaks and prevent contamination during service.

- Kit seals all types of rubber and steel line found on fuel, brakes, AC, power steering and transmission system.
- Includes two banjo style fitting stoppers, two steel line stoppers, six line plugs, a line disconnect tool, and a long reach line pinch-off tool for hard-to-reach hoses.

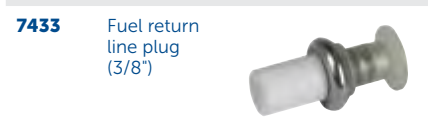
6703-1 – Banjo Line Fluid Stoppers, 2 pk.

6703-2 – Steel Line Fluid Stoppers, 2 pk.

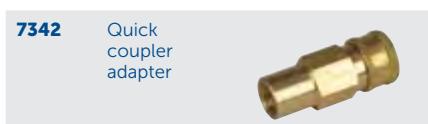
6703-3 – Line Plug Fluid Stoppers, 6 pk.



**7631
Fuel return line plug (5/16")**



**7433
Fuel return line plug (3/8")**



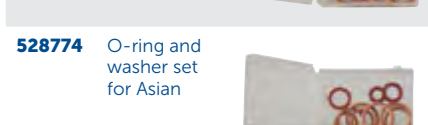
**7342
Quick coupler adapter**



**528776
Ford EFI adapter**



**528773
O-ring and washer set for European**



**528774
O-ring and washer set for Asian**

FULL-COVERAGE DISCONNECT TOOL SET



6508

Full-Coverage Disconnect Tool Set

If you're working on Chrysler, Ford, or General Motors vehicles, this set can make your job easier. The tools are designed for heater hoses, transmission oil coolers, air conditioning and fuel lines. They're approved by vehicle manufacturers and will not damage the fittings being disconnected. Tool Nos. 518092, 518896, 518897, 518898, 518899, 518900, and 518901 are spring-loaded in the closed position to deflect any spray that occurs when lines are disconnected.

FULL-COVERAGE DISCONNECT TOOL SET

440384 GM hydraulic clutch line disconnect tool



518583 Fuel line disconnect tool. (Red, 3/8")



519067 5/16" Fuel line disconnect tool



7937 GM transmission oil cooler line



518584 Fuel line disconnect tool. (Black, 1/4")



519068 3/8" Fuel line disconnect tool



519151 Quick disconnect tool



501153 Toyota A/C tool



518896 Fuel line disconnect tool. (Yellow, 3/8")



519152 Oil cooler line disconnect tool



519153 Clutch coupling tool



511410 3/8" & 5/16" Fuel line disconnect tool



518897 A/C spring lock coupling tool. (Black, 5/8")




519154 Fuel line coupling tool



511413 3/8" & 1/2" Fuel line disconnect tool



518898 A/C spring lock coupling tool. (Blue, 1/2")



519155 Chrysler fuel line disconnect tool



518902 Heater hose disconnect tool



518899 Fuel line disconnect tool. (Green, 1/2")



519156 Ford heater hose disconnect tool



519158 Fuel line disconnect tool set



518900 A/C spring lock coupling tool. (Red, 3/8")



519157 GM heater line quick connect separator



518582 Fuel line disconnect tool. (Gold, 5/16")



518901 A/C spring lock coupling tool. (White, 3/4")



519159 Transmission oil line tool





6517 Disconnect Tool Set

Designed for A/C lines, fuel lines, and transmission cooler lines.

- Contains 3/8", 1/2", 5/8", and 3/4" spring lock disconnect tools for A/C lines on Ford cars and trucks, Chrysler and Jeep vehicles.
- Contains the 3/8" and 1/2" fuel line disconnect tool for Ford vehicles.
- Contains the 5/16" and 3/8" fuel line disconnect tools for GM and Chrysler vehicles.
- Contains the transmission oil cooler line disconnect tool used on many GM and Ford vehicles.



7363 Fuel Line Disconnect Tool Set

- This set works on quick connect fuel lines on Ford, GM, and Chrysler, and on the spring lock fuel line couplings on Ford's popular PFI system.
- Won't damage fuel line or fuel line connectors.
- Used on 5/16", 3/8", and 1/2" fuel lines.
- Two large tools are spring loaded, durable, and completely enclose the hose, which helps deflect any spray.



7337 Ford Fuel Line Disconnect Tool Set

These tools will easily disconnect the spring lock couplings of fuel lines on Ford's throttle body and port fuel injection systems. The tools are spring-loaded and durable, and they enclose the line to help deflect spray.

- Includes 518896 (3/8" yellow) and 518899 (1/2" green) disconnect tools.



7361 Fuel Line Disconnect Tool Set

These two disconnect tools are designed to fit quick-connect fuel line fasteners. They'll work on Chrysler, Ford, or GM vehicles, and separate fuel lines without damaging the connectors.

- Includes 519067 (5/16" gray) and 519068 (3/8" blue) disconnect tools.

Similar to Ford No. 310-S039 (T90T-9550-S)



3050E and 3054E Noid Lite/IAC Test Kit

Noid Lites are a proven test device to quickly determine if the electrical signal is present at the fuel injector.

- Just plug in and turn over the engine; flashing noid indicates good signal.
- Expanded set of eight Noid Lites cover: GM PFI, Ford TBI, Geo TBI, Bosch PFI, GM TBI, GM SCPI, and now new applications of Bosch 2 and Multec 2.
- Kit comes in molded plastic case and includes a harness extension that allows for convenient remote viewing from the driver's seat.

3054E



6554 Fuel / AC Line Disconnect Kit

- Topside disconnects for AC and Fuel lines.
- Clips, disc, and scissor styles for broad applications.
- Hi-visibility line plugs included.

6603A GM Fuel Line Disconnect Tool

Applications: 2002–newer Tahoe and light-duty trucks with the 5.3L V8 engine.

- This is a required tool to remove the fuel line from the fuel filter.

Similar to Kent-Moore No. J-46363.



519154 Ford Fuel Line Disconnect Tool Set

Here's the best tool for easy, frustration-free fuel line separation. As you put the tool on the fuel line coupling, its fingers depress the retaining collar to release the fuel line, preventing component damage.

- Works on 1990 to 1995 Ford Ranger and Explorer models fitted with 4.0L, 6-cylinder engines.



4506 Rubber Line Clamp Set

- Set of two clamps. Used to quickly shut off flow from vacuum, brake, and fuel lines.
- Enables you to clamp and hold hose without damage.



4494 Fuel and Air Conditioning Line Release Tool

- This spring-lock coupling release tool easily separates fittings on fuel and air conditioning lines.
- Tool sizes are 3/4", 5/8", 1/2", and 3/8".



Similar to Miller No. 8218

6511 GM & Dodge Transmission Cooler Line Disconnect Tool

- Designed for removing the cooler line from the radiator to transmission on 1995 and newer GM and Dodge pickups with automatic transmissions.
- Tool encloses the quick connect fittings and releases the locking fingers on the line. It works on both 3/8" and 1/2" lines.



4495 A/C and Fuel Line Disconnect Set

- Used to remove A/C and fuel line quick-disconnect fittings from hard-to-reach areas.
- Six sizes (5/16", 3/8", 1/2", 5/8", 3/4", and 7/8") available to work on many import/domestic vehicles.

Tool No.	Description	3050E	3054E
7187	GM TBI Noid Lite	•	•
7188	Bosch PFI Noid Lite	•	•
7601	Ford TBI Noid Lite	•	•
6023	GM Multec 2 Noid Lite	•	•
7602	GM PFI Noid Lite	•	•
7608	Geo TBI Noid Lite	•	•
7828	GM SCPI Noid Lite	•	•
6266	Bosch 2 Noid Lite	•	•
6260	Fiber optic Noid Lite extension	•	•
3052S	'82 and newer GM TBI/PFI IAC tester with square 4-pin connector		•
3053S	'87 and newer Model 700 TBI/PFI with flat 4-pin connector.		•



**6770
Ford 6.0L Diesel Service Tool Kit**

- 8 of our popular 6.0L Diesel Service Tools in one convenient kit.
- Properly test vehicle systems for leaks and blockage.
- Safely remove and re-install harnesses without damage.
- Fuel Filter Cap Wrench, Glow Plug and Injector Harness Release Tools.
- Oil Line Disconnect Tool, EGR Removal Tool.
- IPR Controller, IPR Socket Tool and Fuel Rail Pressure Adapters.



Similar to Ford No. 303-765 and 303-766

**6763
Ford 6.0L Diesel High Pressure Fuel Rail Adapters**

This pair of High Pressure Fuel Rail Adapters is required to connect to the vehicle's fuel line. The fuel line connection changed in 2004 – so the two adapters give you the capability to address either platform for pressure testing.



**6764
Ford 6.0L Diesel IPR Controller**

- When a hard start or no start condition exists, the 6764 allows a technician to close the Injector Pressure Regulator in order to determine if proper injector control pressure is achieved and sustained for the starting process.
- Tactile On/Off switch with LED confirming power to the tool and signal to the Injector Pressure Regulator.
 - Permits a quick initial diagnosis of the pressure regulator when a hard start-no start situation exists.
 - Used in conjunction with any scan tool capable of reading fuel pressure on 6.0L Ford Diesel.



Similar to Ford No. 303-1115

**6766
Ford 6.0L Diesel Terminal Release Tool**

This Terminal Release Tool is required for removal of the vehicle's injector wiring harness without causing damage to the component.



Similar to Ford No. 303-1114

**6768
Ford 6.0L Glow Plug Release Tool**

Safely remove and install the glow plug harness on 2004-2009 Ford 6.0L Diesel engines.



**6760
FORD 6.0L & 7.3L Fuel Filter Wrench**

Designed to remove and install the fuel filters on the Ford 6.0L & 7.3L Power Stroke diesel engines as well as International / Navistar diesel engines.

- Low profile design for easy access in tight areas.
- Reversible Six lug design provides the convenience of two sizes in one tool.
- Light weight low profile for strength and durability.
- 3/8" drive allows the wrench to be used with a variety of drive tools.

**6594
Ford Oil Line Disconnect Tool**

- Use to disconnect the high-pressure oil rail supply line from the fuel rail when removing fuel injectors.
- Works on the 6.0: diesel engine found in 2003-2009 F-250, F-350, F-450, F-550 trucks, Excursions and Ford vans.



Similar to Ford No. 303-755



Similar to Ford No. 303-769 and 303-1112

**6765
Ford 6.0L Diesel Injector Pressure Regulator Socket**


This Injector Pressure Regulator Socket actually combines two OE tools into one. The socket changed in 2005 – so the socket give you the capability to address either platform.



6752
Similar to Ford No. 303-D113



6753
Similar to Ford No. 303-D115



Designed for the diesel truck market, this tool will work for just about any injector you need to remove for service or replacement.

**6752
Fuel Injector Storage Rack with Protective Cups**

Compartment are marked to help keep the injectors organized by the cylinder they came from in order to keep the injector calibration in sync with the vehicles ECM.

**6753
Protector Cups.**

A set of eight replacement cups for 6752 Fuel injector storage rack.



Similar to Ford No. 303-491 No. 303-492

**6067
Ford Injector Remover / Installer Kit**

- Removes and installs injectors without damaging the injector or cylinder head.
- Application: 1994-2003 Ford 3/4- and 1-ton trucks, Super Duty trucks, and vans with 7.3L direct-injected turbocharged (DIT) diesel engine.

**FOR PRODUCT VIDEOS VISIT
OTCTOOLS.COM**





**7998
Chrysler Fuel Pump Module Spanner Wrench**
Removes and installs the fuel pump retaining ring that holds the fuel pump module onto the gas tank. Works on most 1994–2005 Chrysler vehicles, and 1995–2004 Jeep vehicles.
Similar to Miller No. 6856.



**6599
Fuel Tank Lock Ring Wrench**
Universal design allows tool to fit fuel tank lock rings on Ford, Chrysler, and GM vehicles with gas engines.

- Works on: 2004–newer Ford F-150 trucks; 2004–newer Chrysler / Dodge minivans, PT Cruiser, Dakota, and Durango; 2004–newer Chevy 1/2-ton and 3/4-ton trucks; and 2005–newer Jeep vehicles.
- Tool easily removes and installs lock ring on the fuel tank when servicing the fuel pump or fuel sending unit.
- Used with a 1/2" drive ratchet or breaker bar.



**7667
GM Computer-Controlled Carburetor Tools**
These tools are designed to adjust settings on computer controlled Rochester, DualJet, QuadraJet, and VaraJet carburetors on carbureted GM engines.
Applications:

- 2 mm double-D – VaraJet lean authority screw and idle air bleed; and DualJet and QuadraJet mixture control adjusting screw.
- 2.5 mm hex – DualJet and QuadraJet TPS adjusting screw.
- 7 mm double-D – DualJet and QuadraJet main metering jets.
- 10 mm double-D – DualJet and QuadraJet mixture control solenoid-rich screw.

Similar to Ford 303-230



**7460
Diesel FuelLine Wrenches**
Fuel line nuts are often hard to reach, but this unique 3/8" square-drive tool solve that problem. You can loosen or tighten fuel lines at the fuel injector nozzle or fuel injection pump without damaging the nut.

- Fuel line wrench, 2.6" long. For International 6.9L and 7.3L diesel engines. Fits 5/8" hex nut.



**7148
Propane Enrichment Kit**
Ensures a correct idle mixture and compliance with emission standards.

- Works on domestic or imported vehicles.
- Uses standard 14-oz. propane cartridge.

Similar to Ford No. 310-003 (T75L-9600-A).



**7670
Gasoline Quality Testing Kit**
This unique kit helps reduce troubleshooting time by verifying if fuel quality is affecting performance, thereby ruling out other causes. Fuel quality is especially critical to today's sophisticated, computer-controlled engines.

- Applies to all gasoline engines, from small engines to heavy-duty.
- Permits checking for water in the fuel tank without tank removal.
- Fuel volatility may also be tested by measuring its vapor pressure. You can also test for alcohol in the fuel, and the percentage present.

Similar to Ford No. 303-228(T83T-9000-C)



**7461
Fuel Injector Pump Rotating Tool**
Maximum fuel economy requires precise injector timing. The tool securely grips the front of the fuel injection pump so you can rotate it while fine-tuning the system.

- Works on Stanadyne rotary fuel pumps found on International's 6.9 and 7.3 liter engines.



**6916
Duramax Water Sensor Wrench**
Used to remove and install the water sensor on the fuel filter.

- Works on 2001 and Newer 6.6L Duramax Diesel found in Chevrolet and GMC Trucks and Vans.
- 3/8" square drive hole.



6914




6915

Davco Diesel Filter Wrenches

- Found on Caterpillar, Cummins, Detroit Diesel, International, Mack, Mercedes-Benz, Volvo and other engines.
- Durable steel construction.
- Precise, laser-cut angles.
- Opens vent cap also.
- Soft, ergonomic handle.

6914 – Fits Davco Diesel filter models, 232-233-234.

6915 – Fits Davco Fuel filters 382 & 384.



**7454
Fuel Injector Nozzle Puller**
Pulls fuel injection nozzles on Ford 6.9L/7.3L and Navistar DT466/9L diesel engines.

- Slide hammer action gives an even, straight pull on the nozzle for fast, easy removal.
- Puller nut screws onto injector nozzle inlet port.



**FOR MORE DETAILS VISIT
OTCTOOLS.COM**



Similar to Miller
No. 8318

6069 Cummins Diesel Fuel Injector Remover Kit


Kit contains a fuel injector connector tube remover and fuel injector puller. The fuel injector connector tube must be removed before removal of the injector, or both will be damaged.

Application: 1998-1/2-2002 Dodge pickups and vans with 5.9L 24-valve Cummins diesel turbo engine.



5060 Detroit Diesel Injector Socket

Used on GM 6.2L and 6.5L engines. This 30 mm socket ensures proper fit during nozzle removal and installation. The 3/8" square drive and 7/8" hex permit easy access in tight quarters, and prevent damage to nozzle and related components.



Similar to Kent-Moore
J-41089

Similar to Kent-Moore
J-41711

6087 GM Injection Pump Wrench Set

- Use to loosen or tighten injection pump retaining bolts whenever pump timing adjustment or pump service is required. Services 1996-1999 GM full-size 2- and 4-wheel drive trucks, vans, and Suburbans with 6.5L diesel engine.
- Two specially bent wrenches are needed, due to the location of the throttle, cruise control, T.V. cable bracket, cooling system crossover pipe and bracket, and the thermostat housing on vans and pickups.
- Wrenches are 15 mm, 12-point, double box-end type.



3674 Diesel Fuel Pressure Tester

- Simple one wire connectivity to the fuel pressure sensor signal wire. Designed for diesel engines that have a fuel pressure sensor reading used by vehicle computer.
- Displays pressure in PSI or BAR.
- Range 0-22,000 PSI (0-1500 BAR).
- Read diesel fuel pressure in vehicle.
- No fittings required.
- Readings alternate between current and max pressure.



3490 Multi-Application Digital Pressure and Temperature Analyzer

Combining the functions of vacuum, oil pressure, hydraulic system pressure, fuel pressure, transmission pressure, compression, and air conditioning—all in one!

Deluxe digital pressure/temperature analyzer with four pressure input receptacles and protective boot. Set includes (500 psi) transducer, 12' cable, 8-1/2" hose, bead-type temperature probe, assorted fittings, plastic storage case, instruction manual.

Accessory:

- 3491-01 - 500 psi transducer.
- 3491-02 - 5,000 psi transducer. (not included in 3490) Required for ABS and power steering pressure readings.
- 3491-11 - 6' cable.
- 3491-12 - 12' cable.
- 3491-13 - 20' cable.



3398 Fuel Injection Pulse Tester

Fuel injector testing requires precision equipment. This vehicle powered tool fills that requirement. It enables you to check cylinder balance by firing individual injectors at 1/2-second increments in three different ranges: 1 pulse of 500 milliseconds, 50 pulses of 10 milliseconds, 100 pulses of 5 milliseconds.

- Power and output lights indicate test activation.
- Includes wiring harness adapter and instructions.

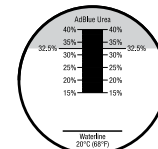
6754 Diesel Fuel Pressure Gauge

- Designed to test fuel pressure on GM Duramax diesel engines.
- Similar to J-44638.



5025 OTC DEF Refractometer SCR & EPA 2010

EPA regulations require all diesel engines manufactured on or after January 1, 2010 to meet lowered NOx emissions standards.



Scale:
0.5% line graduations
32.5% Indicated
Scale 15-40%
Waterline & 20 Deg C

- Most heavy duty engine (Class 7-8 trucks) manufacturers, have chosen to utilize SCR. This includes Detroit Diesel (DD13, DD15, and DD16 models), Cummins (ISX line), PACCAR, and Volvo/Mack.

Application:

The refractometer is a portable, precision, optical instrument used for measuring the Diesel Exhaust Fluid (DEF) concentration. When a liquid sample is placed on the prism, the light passing through it is bent. The more concentrated the liquid, the more the light will bend. The refractometer contains a reticle, or scale, that is enlarged through the eyepiece to measure this light. The values on the scale have been established to evaluate the DEF condition.



GM Duramax Injector Pullers

- Designed to pull injectors on a GM Duramax 6.6L engines.
- 6778 - From 2001 - 2004, Similar to J-44639.
- 6779 - From 2005 - 2011, Similar to J-46594.



4510
Hose Pinch Off Pliers Set, 3 Piece

- Shuts off flow through vacuum lines, fuel lines, coolant lines, etc.
- Cocking ratchet mechanism holds pivoting jaws tightly in place. Heavy-duty swivel jaws pivot to assure parallel pinching.
- Available separately:

4510-8
8" tool for small hoses and tight areas.

4510-12
12" tool for radiator and vacuum lines.

4510-10
10" tool for radiator and vacuum lines.



6512
Heavy-Duty Tubing Cutter

- Works on tubing sizes 1/8" to 1-1/8" O.D. (3 mm to 29 mm).
- Easily cuts copper, brass, aluminum, and steel brake lines.
- Ream folds onto cutter body for storage.
- Extra cutting wheel stored under ream.

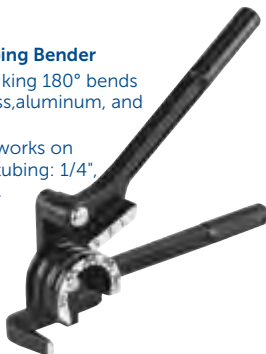


6514
Mini Tubing Cutter

- Works on tubing sizes 1/8" to 5/8" O.D. (3 mm to 16 mm).
- Easily cuts copper, brass, aluminum, and steel brake lines in hard-to-reach places.
- Ream folds onto cutter body for storage.
- Extra cutting wheel stored under ream.

6515
3-in-1 180° Tubing Bender

- Capable of making 180° bends in copper, brass, aluminum, and steel tubing.
- Just one tool works on three sizes of tubing: 1/4", 5/16" and 3/8".



4509
Straight-Blade Hose Cutter

- Cuts rubber hoses ranging from 1/4" to 1-1/2".
- Simply place hose in tool and squeeze handle to cut.
- Replacement steel cutter blade No. 4509-1 is available.

4509-1
Replacement hose cutter blade.



4411
Ratcheting Hose & PVC Cutter (Standard)

- Cuts hose and PVC up to 1-3/8" dia.
- Features metal frame and ergonomic handles for high leverage.
- Compound ratcheting action provides maximum cutting power.
- Will also cut cable and wires.



4412
Ratcheting Hose & PVC Cutter (Heavy Duty)

- Cuts hose and PVC up to 1-3/4" dia.
- Features metal frame and rubber padded ergonomic handles for high leverage and comfort.
- Compound ratcheting action provides maximum cutting power.
- Will also cut cable and wires.



4522
Vacuum Hose and Fuel Line Removal Tool

- Designed to remove vacuum hose or fuel lines (3/16" to 1/2") from fittings or tubing.
- Simply place the black jaw on the fitting or tubing – the jaw will grip the material. Then use the silver jaw to push the vacuum hose or fuel line off the fitting or tube.



4723
Ear-type CV Boot Clamp Pliers

- Designed to crimp the ear-type CV boot clamps used on front-wheel drive vehicles.
- May also be used to crimp the type of clamps used on fuel and cooling system hoses.
- Ensures even, precise crimping, and eliminates possibility of damage to the clamp, boot, or hose.



4721
CV Boot Clamp Cutter

- Designed to easily cut the CV boot clamp without damaging the boot.
- Will cut boot clamps up to 10 mm wide and .7 mm thick.
- Handles are spring loaded to the open position to allow easy access to the clamp.




4403
Tubing Bender

- For 3/16" and 1/4" dia. tubing.
- Can bend up to 180+ degrees.
- Quick release handle to easily remove tubing from bender.
- Sturdy steel construction.



4404
Tubing Bender

- For 5/16" and 3/8" dia. tubing.
- Can bend up to 180+ degrees.
- Quick release handle to easily remove tubing from bender.
- Sturdy steel construction.



8260
Hose Removal Set, 6 Piece

- Consisting of six (6) hose removal tools which consists of three (3) 10", soft-handled tools and three (3) 15", soft-handled tools, each with a hard end-cap.
- They are made of heat-treated, chrome steel with assorted tip shapes.
- Ergonomic handle design fits properly in the hand, allowing for easier holding of the tool.
- Hose removal tools can also be used on upper and lower radiator hoses, clips, washers, gaskets and other items.
- Packaged in a molded tray which can be placed in tool drawer.



6522
EVAP – Leak Detection System

- Vacuum Leak Testing
- Exhaust Leaks
- Crankcase Oil
- Cooling System Testing
- Wind and Water Leaks
- 1-Year Warranty

LeakTamer is the latest generation of leak detection systems, providing more smoke and better control. Solid-state circuitry improves reliability and ensures more consistent smoke output. A wide assortment of accessories make the LeakTamer versatile tools for quickly locating different kinds of leaks.

SEE PAGE 18 FOR COMPLETE EVAP SYSTEM



**HOT OIL IN THE PAN,
 NOT ON YOUR HAND**



Strong magnetic end.

5911
OTC Drain Plug Pro™

- Remove oil drain plug without touching the plug or hot oil.
- No touching hot plug.
- No hot oil on hands.
- No dropping of plug in hot oil.
- No oil soaked gloves.
- Just magnetically attach DRAIN PLUG PRO to pre-loosened drain plug and rotate to remove plug.

1. Loosen drain plug with wrench.
2. Place DRAIN PLUG PRO on plug so that the tool locks on the plug hex.
3. Rotate handle to remove plug.
4. Pull plug away from oil stream.
5. Magnetic DRAIN PLUG PRO retains plug.



5961



5961HD

5961
Drain Plug PRO Kit

The original innovation meets customer feedback for the broadest application possible! The 5961 Drain Plug PRO kit from OTC utilizes:

- 1/4" square drive.
- Mounted on a practical flexible cable.
- A variety of attachments.

All these components combine to give you safe removal of automotive drain plugs in any market!


Includes:

- Standard drain plug attachment.
- Low profile drain plug attachment.
- 17mm hex attachment for internally driven drain plugs.
- 5/16" bit driver attachment.
- All are conveniently stored in socket rail fashion.

Protect your hands and arms from hot oil in any application! Save time by preventing a dropped or lost drain plug. Never fish a dropped drain plug from a pan full of hot oil again! And, you can use the 1/4" square drive with any 1/4" drive socket you already own, to start bolts in hard to reach locations. The handy 5/16" bit driver lets you start screws in hard to reach places as well.

5961HD
Heavy-Duty Drain Plug Pro™

- For Agricultural, Commercial, and Heavy-Duty Vehicle Applications
- Remove fluid drain plugs without touching the plug or hot fluids!
- No touching hot plugs.
- No hot fluids on hands.
- Removable attachment permits use with common 3/8" square drive sockets. Great for starting bolts in hard-to-reach places.
- Attach to pre-loosened drain plugs and rotate to remove.
- Magnetic attachment for internal 1/2" square drive drain plugs.
- Magnetic attachment for large drain plugs.



**FOR PRODUCT VIDEOS VISIT
 OTCTOOLS.COM**





6784
Euro/GM Oil Socket Kit

Popular oil filter wrenches for the GM, BMW, Audi, and VW. High quality, 3/8" drive, forged sockets designed to last a lifetime.

3-piece oil socket kit contains:


- 27 mm socket for the Cadillac STS 3.2L V6 and the Mercedes-Benz 1.8L I4.
- 32 mm socket for the 2.2L GM Ecotec and Saabs.
- 36 mm for the BMW M52, M60, M62, M70, & M73 engines; M-B OM604, 605, & 606 engines; VW/Audi VR6 engine.



6786
Oil Filter Cartridge Set

- Fits today's oil filter cartridge style filter applications.
- Short socket style allows for proper clearance when removing the filter element.
- 24mm – Cadillac, BMW. • 27mm – Cadillac, Mercedes, Buick, Saturn, Saab, Smart, VW.
- 29mm – Dodge.
- 32mm – Saturn, Saab, various GM.
- 35/36mm – Ford, Mini Cooper, Mercedes, BMW, VW/Audi, Mack Truck.
- 38mm – small Diesel engine applications.


Similar to Kent-Moore No. J-29142.



6901
GM Oil Filter Socket

Applications: 1999–2002 Olds Intrigue and 2001–2002 Olds Aurora with 3.5L V6 engine.

- This is a required tool to remove the oil filter cap from the oil pan to access the filter cartridge.



6903
Ford / Mazda Oil Filter Socket—75.6 mm, 14 Flutes

- Designed at 75.6 mm to fit 2.3L 4-cylinder engines.
- Works on Ford Fusion, Mercury Milan, Mazda 3, Mazda 5, and Mazda 6.



6904
Hyundai and Kia Oil Filter Socket—88.5 mm, 15 Flutes

- Works on newer Hyundai Sonata and Santa Fe 3.3L V6 engines.
- Works on newer Hyundai Azera, Veracruz and Entourage 3.8L V6 engines.
- Works on newer Kia Amanti, Sedona and Sorrento 3.8L V6 engines.



6905
Subaru Oil Filter Socket—66.5 mm, 14 Flutes

- Socket fits between the exhaust manifold and the oil filter for easy removal and installation of the filter.
- Works on 2003–newer Subaru vehicles having the 2.5L 4-cylinder, turbo engine.



6908
Toyota Tundra 4.7L Oil Filter Socket—73 mm, 14 Flutes



6906
Toyota Oil Filter Socket—65 mm, 14 Flutes

- Avalon
- 2005–'07 V6 3.5L (2GR-FE), 1995–2004 V6 3.0L (1MZ-FE)
- Camry
- 2007 V6 3.5L (2GR-FE), 2004–'06 V6 3.3L (3MZ-FE), 1994–2006 V6 3.0L (1MZ-FE)
- Camry Solara
- 2004–'07 V6 3.3L (3MZ-FE)
- Highlander
- 2004–'07 V6 3.3L (3MZ-FE) — also works on the hybrid version of this engine
- 2001–'03 V6 3.0L (1MZ-FE)
- RAV4
- 2006–'07 V6 3.5L (2GR-FE)
- Sienna
- 2007 V6 3.5L (2GR-FE)
- 2004–'06 V6 3.3L (3MZ-FE)
- 1998–2003 V6 3.0L (1MZ-FE)



6909
Set of Five Oil Filter Sockets with Holder

- Magnetic holder and 5 oil sockets includes:
- 6903 – Ford /Mazda 75.6 mm, 14 Flutes.
 - 6904 – Hyundai /Kia 88.5 mm, 15 Flutes.
 - 6905 – Subaru 66.5 mm, 14 Flutes.
 - 6906 – Toyota Avalon/ Tundra 5.7L 65 mm, 14 Flutes.
 - 6908 – Toyota Tundra 4.7L 73mm, 14 Flutes.

6910 – Magnetic holder.



- 4568**
Three-Leg Oil Filter Wrench
- Fits filters ranging from 2-1/2" to 5-1/4" (65 mm to 135 mm) in diameter.
 - To turn the tool, use a 1/2" ratchet in the ratchet drive or a 13/16" wrench on the nut.
 - Knurled legs provide extra gripping power.



- 4440**
Heavy-Duty 3 Leg Filter Wrench Standard
- Self gripping design for true universal fit from 3" to 4-3/4".
 - Heavy duty knurled leg design for extra grip and strength.
 - 1/2" square drive with 21mm hex option.



- 4441**
Heavy-Duty 3 Leg Filter Wrench Large
- Self gripping design for true universal fit from 4" to 6 1/2".
 - Heavy duty knurled leg design for extra grip and strength.
 - 1/2" square drive.



- 4582**
Jointed Jaw Standard Filter Pliers
- Jointed jaws rotate 180 degrees providing access where standard pliers do not.
 - Slip joint handle design provides a range from 2-1/4" to 4-3/4".
 - Jaw teeth and cushioned handles provide maximum gripping power for slip free operation.



- 4562**
Adjustable Oil Filter Pliers Set
- Forged jaws with sure-grip teeth grab the filter for easy removal.
 - Slip-joint ratchet and lock mechanism allows a secure grip on filter diameters of 2-1/4" to 7" (57 mm to 178 mm).

- 4560** – Small adjustable oil filter pliers.
Pliers is 13-1/2" long; fits filters ranging from 2-1/4" to 5" (57 mm to 127 mm) in diameter.
- 4561** – Large adjustable oil filter pliers.
Pliers is 18" long; fits filters ranging from 3-3/4" to 7" (95 mm to 178 mm) in diameter.



- 4584**
Jointed Jaw Large Filter Pliers
- Jointed jaws rotate 180 degrees providing access where standard pliers do not.
 - Slip joint handle design provides a range from 3-1/8" to 7-1/2".
 - Jaw teeth and cushioned handles provide maximum gripping power for slip free operation.



- 4555**
- Heavy-Duty Oil Filter Wrenches**
- Fit filters ranging from 4-1/8" to 5-21/32" (104 mm to 144 mm) in diameter.
 - Feature a 1-1/2" wide steel band that can stand up to the high torque needed to remove filters from trucks, tractors, and other heavy equipment.
 - Use with a 1/2" drive ratchet or breaker bar.



- 4556** – Heavy-duty oil filter wrench.
Fits filters ranging from 4-1/8" to 4-21/32" (104 mm to 118 mm) in diameter.
- 4556** – Heavy-duty oil filter wrench.
Fits filters ranging from 4-21/32" to 5-5/32" (118 mm to 131 mm) in diameter.



- 4557** – Heavy-duty oil filter wrench.
Fits filters ranging from 5-5/32" to 5-21/32" (131 mm to 144 mm) in diameter.

- Swivel Handle Oil Filter Wrenches**
- Fit filters ranging from 2-1/2" to 4-3/8" (73 mm to 111 mm) in diameter.
 - Feature a 1" wide stainless steel band for positive grip on the filter; swivel handle makes it easy to turn filters in hard-to-reach areas.

- 4565** – Swivel handle oil filter wrench. Fits filters ranging from 2-1/2" to 3-1/8" (64 mm to 80 mm) in diameter.
- 4566** – Swivel handle oil filter wrench. Fits filters ranging from 3-1/8" to 3-3/4" (80 mm to 95 mm) in diameter.
- 4567** – Swivel handle oil filter wrench. Fits filters ranging from 3-3/4" to 4-3/8" (95 mm to 111 mm) in diameter.



OIL SERVICE AUTOMOTIVE SPECIALTY TOOLS



Similar to Ford No. D79L-6731-A

7062A Universal Filter Wrench

This filter wrench will stand up to the job of removing nearly any spin-on filter (up to 6"). Universal design permits use on most vehicles. The tough 2" wide nylon strap holds firmly. In fact, the more leverage applied, the tighter it grips.

- Accommodates a 3/8" drive ratchet.



6914



6915

Davco Diesel Filter Wrenches

- Found on Caterpillar, Cummins, Detroit Diesel, International, Mack, Mercedes-Benz, Volvo and other engines.
- Durable steel construction.
- Precise, laser-cut angles.
- Opens vent cap also.
- Soft, ergonomic handle.

6914

Fits Davco Diesel filter models, 232-233-234.

6915

Fits Davco Fuel filters 382 & 384.



4848 Flexible Spout Funnel

Many oil, transmission, and coolant fluid fill caps are located in hard to access areas. This aluminum 5 1/2" funnel features a removable debris screen in the base flowing to a 25" flexible spout designed to reach these difficult fill locations.



4673 7-Piece Sensor Socket Set

Includes:

4673-1
29 mm Vacuum Switch and O2 Socket, 1/2" drive.

4673-2
7/8" Vacuum Switch and O2 Socket (wide slot), 3/8" drive.

4673-3
27 mm Thermal Sensor Switch, 1/2" drive.

4673-4
7/8" Vacuum Switch and O2 Socket (narrow slot), 3/8" drive.

4673-5
1-1/16" & 1" Oil Pressure Sending Unit Socket, 3/8" drive.

4673-6
7/8" O2 Sensor Socket, offset 1/2" drive.

4673-7
7/8" O2 Sensor Socket (low profile), offset 3/8" drive.



4437 8-Piece Sensor Socket Set

Includes:

4673-1
29 mm Vacuum Switch and O2 Socket, 1/2" drive.

4673-2
7/8" Vacuum Switch and O2 Socket (wide slot), 3/8" drive.

4673-3
27 mm Thermal Sensor Switch, 1/2" drive.

4673-4
7/8" Vacuum Switch and O2 Socket (narrow slot), 3/8" drive.

4673-5
1-1/16" & 1" Oil Pressure Sending Unit Socket, 3/8" drive.

4673-6
7/8" O2 Sensor Socket, offset 1/2" drive.

4673-7
7/8" O2 Sensor Socket (low profile), offset 3/8" drive.

4437-8
1-1/16" and 1" Oil Pressure Socket (short access), 3/8" drive

Similar to Ford No. 303-755



6594 Ford Oil Line Disconnect Tool for 6.0 L

- Use to disconnect the high-pressure oil rail supply line from the fuel rail when removing fuel injectors.
- Works on the 6.0: diesel engine found in 2003-2009 F-250, F-350, F-450, F-550 trucks, Excursions and Ford vans.

Similar to Ford 303-625



6595 Ford High Pressure Oil Line Disconnect Tool


- Use to disconnect the high pressure oil line from the cylinder head.
- Works on 1998 - 2003 Ford vans and trucks with 7.3L direct-injected, turbo-charged (DIT) diesel engines.



6703-3

6703-1

6703-2



6703 Line Fluid Stopper Kit

Stop messy fluid leaks and prevent contamination during service.

- Kit seals all types of rubber and steel line found on fuel, brakes, AC, power steering and transmission system.
- Includes two banjo style fitting stoppers, two steel line stoppers, six line plugs, a line disconnect tool, and a long reach line pinch-off tool for hard-to-reach hoses.

6703-1 Banjo Line Fluid Stoppers, 2 pk.

6703-2 Steel Line Fluid Stoppers, 2 pk.

6703-3 Line Plug Fluid Stoppers, 6 pk.



Sample of manual contents



3596J Oil Light Reset Tool Kit

- Oil changes are the #1 service your shop will perform each year. Enhance your service with this complete electronic tool and manual kit, No. 3596J.
- This 3596J kit eliminates the need to take the vehicle to the dealer or use an OEM scan tool to reset oil service lights.
- Electronic tool set includes the adapters and interface module required to reset the oil service lights on Volkswagen, Audi, Mercedes Benz, BMW, and Volvo.
- The included manual details Oil Light Reset tool procedures as well as the manual reset procedures for domestic and import vehicles.
- The new Oil Light Reset tool now gives you the ability to update the tool vehicle coverage by connecting to a PC with future update kits.

3596J includes:

- 3596H-1** – Main unit cable.
- 3596H-2** – BMW connector.
- 3596H-3** – Mercedes-Benz connector.
- 3596H-4** – OBD II connector.
- 3596H-5** – Volvo cable.
- 3596H-6** – Transfer plug.
- 3596H-7** – VW and Audi cable.
- 3596H-8** – Power cable.
- 3596J-9** – Reset procedure manual.
- 3596J-UPD**
Oil Light Reset Update Kit



Transfer Tankers

- Draining oil from a large displacement engine and getting it to your bulk storage container is a snap with OTC's Transfer Tankers.
- Used oil is collected in a reservoir, and then rolls smoothly on 4" free-wheeling casters to your storage location.
- Pump moves five gallons a minute through the 8-foot transfer hose to the a 15-gallon reservoir.
- Handle is removable for easy storage.
- Screen attached to reservoir allows assembly to be stored on its side.
- Can also be used for transferring antifreeze.

5077A – Low profile Transfer Tanker is only 7-1/2" from floor to top of reservoir. Comes equipped with an electric pump (No. 528093).

5097 – Low profile Transfer Tanker is only 7-1/2" from floor to top of reservoir. Comes equipped with a pneumatic pump (No. 529966).

1577

Low Profile Fluid Receiver

- Designed for receiving waste fluid during a wide range of repair jobs.
- Fluid capacity: 7.5 gallons.
- Constructed of polyethylene plastic for heavy-duty use—yet, only weighs 13 pounds.
- Low profile, only 5" high, it easily slides under passenger cars.
- Designed with four casters to provide efficient maneuverability.
- Suitable for cooling system repair jobs—can be used for antifreeze.
- Includes splash screen to prevent spillage and splashing.
- Two-year warranty.



Fluid Evacuation / Brake Bleeding Tools

- Use to bleed brake systems and remove a variety of fluid from vehicles, such as antifreeze, oil, transmission fluid, gear lube, etc.
- Quick connect locking hose adapters and ball-style on/off valve on hose prevent fluid leakage.
- Equipped with a relief valve to prevent over-pressurizing the tank.

8100 – Operates by shop air or a hand pump; shipped complete with a brake bleeding hose, fluid evacuation hose, and two suction hoses (6 mm and 7 mm); 10-liter capacity tank.

8101 – Operates with shop air; shipped with a brake bleeding hose and fluid evacuation hose; 6-liter capacity tank.

OIL & COOLANT SERVICE AUTOMOTIVE SPECIALTY TOOLS



1821 10-Ton Capacity, Air-operated Automotive Oil Filter Crusher

- Crushes up to four automotive filters (3-7/8" dia. x 9" high) at one time, in approximately 20 seconds. Engineered and built for dependable operation. Covered by OTC Lifetime Marathon Warranty®.
- 100% air operation eliminates electrical connections. Generous size of crushing chamber easily accommodates the largest automotive spin-on filters.
- Includes mounting stand. No wall mounting or time consuming installation required.



1877 25-Ton Capacity Heavy-Duty Oil Filter Crusher

- Handles the big filters (up to 6" dia. and 12-1/2" long) found in trucks, construction equipment, farm implements, etc. May also be used for automotive and light truck filters. It does it all!
- Crushes filters to 1/4 of original size, removing up to 95% of filter's oil capacity. Automatic cycle feature: load the filter, push a button, and walk away.
- Air/hydraulic pump works on standard shop air (requires 9 CFM at 100 psi). Special valving returns ram automatically at the end of each cycle. No electrical connections needed.
- Built-in floor stand (completely assembled). Whole unit requires just 5 square feet of floor space.
- Covered by OTC Lifetime Marathon Warranty®.



Shipped assembled

1896 25-Ton Capacity High-Speed Heavy-Duty/Automotive Oil Filter Crusher

- Automotive and heavy-duty filters up to 15-1/4" long and 6" diameter are crushed in approximately 8 to 16 seconds. Filters are reduced to 20% of original size, with 95% of residual oil removed.
- Automatic cycle feature lets you load the filter, push a button, and walk away.
- Powered by 2 hp electric/hydraulic pump, 230 volt, 20 amp, 60 cycle, single phase, 3,450 rpm. Has a 2-gallon reservoir.
- Built-in, heavy-duty floor stand with leveling pads is designed to accept a 30-gallon drum for oil drainage. Comes assembled. Covered by OTC Lifetime Marathon Warranty®.



SEE PAGE 35
FOR OIL FILTER
WRENCHES

Oil Filter Crusher Comparison Chart

No.	Tonnage	Pump	Crushing Time	% Oil Removed	Filter Size	Stand Dimensions
1821	10-ton	Air	20 Seconds	95%	Chamber: 8" x 8" x 9" H.	18-1/2" W x 24" D x 63-1/2" H
1877	25-ton	Air/Hyd.	80 Seconds	95%	6" Dia. - 12-1/2" Long	18-1/2" W x 30" D x 74-1/2" H
1896	25-ton	Elec./Hyd.	16 Seconds	95%	6" Dia. - 15-1/4" Long	27" W x 30" D x 78" H

Note: Crushing times are approximate; crushing times may vary depending on air pressure available, size of filter, type of filter, etc.



75240 Coolant and Battery Refractometer

This can be used for measuring the freezing point of either propylene and ethylene glycol based cooling systems. It can also be used for checking the strength of electrolyte solution in batteries. This precision instrument features high quality optics with ultra smooth focusing on the body. Coolant scale range: 32° F/0° C to -60° F/ -51° C.

75234



75134

Econo-Clean Coolant Service Accessories

To ensure coolant will provide adequate protection to the vehicle, the coolant should be adjusted to the manufacturer's specifications. These accessories will help you quickly test coolant.

75134 – Coolant test strips – Just dip a strip in coolant and it shows the freeze point and the pH; bottle of 50 strips.

75234 – 3-way heavy-duty truck coolant test strips – shows pH, freeze point, and nitrite (0–4000 ppm), pH <7.5–11+, glycol 0–60%.



75260 Coolant Refiller

- 26" Hg vacuum refills cooling system without air lock.
- Eliminates the need for "bleeding."
- Checks for system leaks and utilizes OEM approved technology.
- Universal "fits all" cone adapter.
- Built-in gauge protector.



Works on both pressurized and non-pressurized cooling systems.

75700

Coolant Exchange Unit

Designed with the user in mind.

Safety First

- Our "engine off" feature removes pulleys, belts, and fan blades from the safety equation.
- No additional ventilation required.
- Vacuum mode creates a "push/pull" exchange process allowing the technician to safely remove high pressure in a hot system.
- "Hands-off" transfer of used coolant to a bulk tank prevents spills and helps protect the technician.

Simple to Operate

- Two clearly marked valves and an easy-to-read gauge make this machine very simple to use.
- Sight glass clearly shows the amount of coolant in the waste tank.
- One valve controls the flow of coolant; process is easy to understand – no special training needed.
- No electricity required. 90 psi shop air drives the exchange process, as well as the 2 gpm pump on the waste tank.

Designed to Survive

- Impact-resistant polypropylene cabinet will not scratch or dent vehicle.
- Cabinet is impervious to chemicals commonly used in the shop.
- Large, inflatable tires carry a well-balanced platform easily across any shop floor.
- Easy to maneuver between bays and vehicles.

Extra Design Features

- Two external new coolant supply tanks allow on-board storage of two different coolant types.
- Graduations on tanks show user the amount of new coolant on board.
- On-board storage of step adapters.
- Adapter kit included.
- No hoses to cut.
- 96" hoses can be neatly stored on unit.
- One-year warranty.



Back View: 7-gallon capacity supply tanks allow storage of different coolants.

INCREASE YOUR PROFITS

Our 10-minute exchange process means no more waiting for the engine to warm up!

Replacement Parts and Accessories

75360 – Heavy-duty adapter kit. Links the two tanks for 14 gal. capacity to service class A vehicles. (Note: must have 7-gallon tank No. 75370).

Specifications

Power Supply – 90 psi shop air
Tanks :Internal waste – 15-gallon capacity. External supply – (2) 7-gallon capacity (removable)
Dimensions – 47" H x 26" W x 33" D (119 cm x 66 cm x 84 cm)

75370 – Replacement coolant 7-gallon tank.

17490 – Protect your investment with a **heavy-duty vinyl dust cover.**

Medium Step Adapter – Two included; fits hose size 1-1/4", 1-3/8", and 1-1/2"

Large Step Adapter – Two included; fits hose size 1-3/4", 2", and 2-1/4"



6043

"Blast-Vac" Multipurpose Cleaning Gun

- Perfectly suited for quick and efficient cooling system flushing. Simply attach it to radiator or heater hoses and you're in business.
- Also usable in washing engines and even shop floors.
- Two simple connections: one to shop air and one to a typical water faucet.
- Creates a unique vortex air/water blast for powerful cleaning applications.
- The tool can also be used to vacuum by turning the venturi inside the gun in the opposite direction. Air flow is reversed to create a strong vacuum.

Note: While normal water pressure will handle the majority of a cooling system flush, short blasts are sometimes needed to loosen some contaminants from within the system.



7991

Cooling System Pressure Tester

Now you can pressure test the cooling system on most cars, light commercial trucks, motorcycles, and even marine applications. The tester's universal fit eliminates the need for multiple adapters.

Note: Will not work on Saturn and Kia cars or Jeep with the plastic reservoir.

7991-2 – O-ring repair kit

7991-3 – Pump parts kit

7991-4 – Gauge spare parts

7991-7 – Main body repair kit



**4502
Hose Clamp Pliers Set (2 piece)**

- Includes a cross-slotted jaw pliers and a wide, flat-band hose clamp pliers. Services most ring-type or flat-band hose clamps.
- The clamps are held open with a ratchet locking mechanism. Jaws swivel to access hose clamps in any position.



**4525
Flexible Hose Clamp Pliers**

- Allows technician to access the flat-type hose clamps located in hard-to-access areas.
- Pliers has locking mechanism to hold clamp in the open position – makes removal and installation of clamp much easier.
- Heavy-duty, 24" cable flexes to almost any position.



**4523
Offset Hose Clamp Pliers**

- Head is offset from handle to allow access to hard-to-reach clamps.
- Swivel jaws allow pliers to be used on many different flat-band and ring-type hose clamps.



**4524
45° Hose Clamp Pliers**

- Jaws are bent at a 45° angle and pliers tips swivel to allow easy access to confined areas.
- Ratchet lock mechanism holds jaws open.
- Works on most flat-band hose clamps.



**4496
Hose Clamp Pliers Set**

- Contains five different styles of hose clamp pliers, which will service most flat-band and ring-style hose clamps. Also contains a hose removal tool.


Set Contains:

- Straight hose clamp pliers set
- Hose removal tool
- Flat-type hose clamp pliers
- Offset hose clamp pliers
- 45° hose clamp pliers



**4723
Ear-type CV Boot Clamp Pliers**

- Designed to crimp the ear-type CV boot clamps used on front-wheel drive vehicles.
- May also be used to crimp the type of clamps used on fuel and cooling system hoses.
- Ensures even, precise crimping, and eliminates possibility of damage to the clamp, boot, or hose.



**4510
Hose Pinch Off Pliers Set, 3 Piece**

- Shuts off flow through vacuum lines, fuel lines, coolant lines, etc.
- Cocking ratchet mechanism holds pivoting jaws tightly in place. Heavy-duty swivel jaws pivot to assure parallel pinching.
- Available separately:

4510-8
8" tool for small hoses and tight areas.

4510-10
10" tool for radiator and vacuum lines.

4510-12
12" tool for radiator and vacuum lines.



- 4509
Straight-Blade Hose Cutter**
- Cuts rubber hoses ranging from 1/4" to 1-1/2".
 - Simply place hose in tool and squeeze handle to cut.
 - Replacement steel cutter blade No. 4509-1 is available.

4509-1 – Replacement hose cutter blade.



- 4411
Ratcheting Hose & PVC Cutter (Standard)**
- Cuts hose and PVC up to 1-3/8" dia.
 - Features metal frame and ergonomic handles for high leverage.
 - Compound ratcheting action provides maximum cutting power.
 - Will also cut cable and wires.



- 4412
Ratcheting Hose & PVC Cutter (Heavy Duty)**
- Cuts hose and PVC up to 1-3/4" dia.
 - Features metal frame and rubber padded ergonomic handles for high leverage and comfort.
 - Compound ratcheting action provides maximum cutting power.
 - Will also cut cable and wires.



- 4721
CV Boot Clamp Cutter**
- Designed to easily cut the CV boot clamp without damaging the boot.
 - Will cut boot clamps up to 10 mm wide and .7 mm thick.
 - Handles are spring loaded to the open position to allow easy access to the clamp.




- 4522
Vacuum Hose and Fuel Line Removal Tool**
- Designed to remove vacuum hose or fuel lines (3/16" to 1/2") from fittings or tubing.
 - Simply place the black jaw on the fitting or tubing – the jaw will grip the material. Then use the silver jaw to push the vacuum hose or fuel line off the fitting or tube.



- 4521
Hose Removal Tool**
- Unique tip easily fits between hose and fitting to break stubborn hoses loose.
 - Large handle provides a good grip on tool during hose removal.
 - Works on radiator hoses, heater hoses, transmission lines – any place a rubber hose is clamped to a fitting.



- 8260
Hose Removal Set, 6 Piece**
- Consisting of six (6) hose removal tools which consists of three (3) 10", soft-handled tools and three (3) 15", soft-handled tools, each with a hard end-cap.
 - They are made of heat-treated, chrome steel with assorted tip shapes.
 - Ergonomic handle design fits properly in the hand, allowing for easier holding of the tool.
 - Hose removal tools can also be used on upper and lower radiator hoses, clips, washers, gaskets and other items.
 - Packaged in a molded tray which can be placed in tool drawer.



Similar to Ford T85T-18539-AH

- 519156
Ford and Chrysler Heater Hose Disconnect Tool Set**
- Quickly and easily removes heater hose from heater core tube without damaging coupling retainer or hose.
 - This set includes the heater hose disconnect tool for 5/8" and 3/4" heater hoses with quick connect couplings at heater core, and an extension handle for easier access.
 - For use on 1986-current Aerostar vans and 1991-current full-size vans, 1987 to current Dodge Caravan and Plymouth Voyager vans.

Similar to Kent-Moore J-43181

- 6046
GM Heater Line Quick-Connect Release Tool**
- Specially designed for separating quick-connect fittings on heater lines of 1999–2006 Chevy and GMC C/K trucks.
 - Tool snaps around the hose and simultaneously depresses the locking tabs to disengage the fitting.



Similar to Kent-Moore J-38723

- 519157
GM Heater Line Quick Connect Separator**
- When you need to get at and release the quick connect fitting that connects the heater hose to the engine block and thermostat housing, this little tool is great for saving time and aggravation.
 - Works on 1991-current GM vehicles with 3.1L, 3.4L, and 3800 engines.



- 18403
Fin Straightener**
- Clean and straighten condenser, evaporator and radiator cooling fins.
 - Compact design for confined spaces: the straightener head is 3-1/8" in diameter; the handle is 3-1/2" long.
 - Includes 12 clearly marked combs
- Wheel 1: 8, 9, 10, 12, 14, & 15 fins per inch
Wheel 2: 10.5, 11, 13, 18, 20, & 22 fins per inch



- 2300 Professional Lever Grease Gun**
- Heavy Duty Die Cast Aluminum Grease Gun Head.
 - Grease Gun Head Fitted with Automatic Air Bleeder.
 - Large Diameter Piston for working in cold.
 - Built-In variable stroke for greasing fittings with limited access.
 - Includes 6" Bent Steel Extension, Easy access 24" High Pressure Hose & 3 Jaw Slim Coupler.
 - 10,000 PSI.
 - For use with 14 oz. grease cartridge.



- 2302 "Mini" Lever Grease Gun**
- Die cast Aluminum Grease Gun head.
 - Lever Action with best in class performance, delivers 6000 PSI.
 - Includes bent 6" steel extension with 3 jaw Slim coupler.
 - For use with 3 oz. grease cartridge.



- 2304 Professional Pistol Grease Gun**
- Heavy Duty Die Cast Aluminum Grease Gun Head with integrated die cast Fixed Handle.
 - Grease Gun Head Fitted with Automatic Air Bleeder.
 - Large Diameter Piston for working in cold.
 - Built-In variable stroke for greasing fittings with limited access.
 - Includes 4" straight steel extension, easy access 24" High Pressure Grease Hose and 3 Jaw Slim Coupler.
 - 7500 PSI.
 - For use with 14 oz. grease cartridge.



- 2310 Air Operated Grease Gun- Continuous Flow**
- Heavy Duty Die Cast Aluminum Grease Gun Head.
 - Grease Gun Head Fitted with Automatic Air Bleeder.
 - Larger Pumping Chamber, honed for rapid operation.
 - Includes 6" Bent Steel Extension, Easy Access 24" High Pressure Grease Hose and 3 Jaw Slim Coupler.
 - 4800 PSI.
 - For use with 14 oz. grease cartridge.



- 2332 Quick Connect Greasing Accessory Kit**
- 7 piece Quick Connect Greasing Accessory Kit
 - Includes 1 each of the following Quick Connect Accessories:
 1. Recessed Lube Adapter.
 2. Angle Lube Adapter.
 3. Narrow Needle Nose Adapter.
 4. Seal Off Dispenser.
 5. Right Angled Grease Coupler.
 6. Heavy Duty Hose fitted with Spring Guard and Slim Coupler.
 7. Grease Injector Needle 1.42" Long x 18G.



- 2350 Lever Action Drum Pump**
- Fits 15 – 55 gallon drums.
 - Telescoping suction tube.
 - 3 Position Handle for different fluid viscosity.
 - Extra tall pump cylinder allows smaller bucket to be placed under spout.
 - Brass piston rings for extended wear resistance.
 - Threaded outlet spout for use with common hoses.
 - Up to 14 oz. / stroke.
 - For use with oil based fluids, heating oils, motor oils, heavy and light oils, diesel and kerosene.



- 2340 Heavy Duty Grease Gun Holder**
- Great Grease Gun Storage accessory.
 - Can be mounted to walls, machinery, or heavy equipment.
 - Design to retain your grease gun in high vibration environments.
 - Works with all standard 14 oz. Grease Guns and 16 oz. Suction Guns.



- 2355 Professional Rotary Drum Pump**
- Professional Pump with Die cast Aluminum body and Zinc Rotor and Vanes.
 - Fits 15 – 55 gallon drums.
 - Includes 3 piece threaded Suction Tube.
 - Horizontal Pump Outlet connects to a filter or meter.
 - Up to 7 oz. / rotation.
 - For use with Lubricating Oils, Diesel, Gasoline, Kerosene etc.



- 2352 Lever Action Bucket Pump**
- Fits 5 gallon pails.
 - Includes 12" Drum cover.
 - 3 Position Handle for different fluid viscosity.
 - Steel Discharge Spout.
 - Supplied with 5' Hose.
 - Up to 4.6 oz. / stroke.
 - For use with transmission differentials and heavier oils.



- 2334 Grease Fitting Unblocker**
- Opens clogged grease fittings and loosens hardened grease joints.
 - Comes with Grease Coupler.
 - Includes flexible hose to reach difficult areas.
 - Built in hand guard for safe usage.
 - Includes two spare piston seals.



- 2359 Suction Oil Gun**
- For use with gear oils to get them both into/out of gear boxes, transfer cases and differentials.
 - 16 oz capacity and 14" hose.



- 2357 Brass Transfer Pump**
- Drain oil from crankcase or ATF through dipstick tube – from underhood – not undercar.
 - Pumps 3.2 oz per stroke.

2320	Slim Coupler
2322	Right Angle Grease Coupler
2325	14 inch Grease Gun Hose
2326	24 inch Grease Gun Hose
2327	Narrow Needle Nose Dispenser
2328	Grease Injector Needle
2330	SAE Grease Fitting Assortment kit



OTC Technician Gloves

- Washable synthetic leather palm with padding ensures comfort and a secure grip.
- Polyester and Lycra material around fingers offer a durable lightweight cover that stretches for a great fit.
- PVC cushions help protect knuckles from injury due to slippage.
- Comfortable polyester back panels include webbing for improved ventilation.

5800TGLV-M – Medium.

5800TGLV-L – Large.

5800TGLV-XL – Extra large.

SmartTech™ Technician Gloves

Same as above, also works with touchscreen technology.

5801SGLV-M – Medium.

5801SGLV-L – Large.

5801SGLV-XL – Extra large.




5800TGLV-M

5801SGLV-M

PROMOTE SAFETY AND PREVENT CROSS-CONTAMINATION BY USING THE RIGHT AMOUNT OF COMPRESSED AIR FOR YOUR MAINTENANCE PROJECT WITH OTC'S SAFETY AIR BLOW GUNS.

- The OTC PRO Series Lever Air Blow Guns are constructed from die-cast aluminum and feature an exclusive design that increases output pressure by incorporating ambient air through venturi inlets with compressed air – economically boosting total output.
- All Air Blow Guns from OTC meet OSHA Standards for safety and noise – (STD. 01-13-001; STD. 1910-95)
- Extraordinary Precision Air Control – right where you need it.



2424



2425

**2424 & 2425
OTC PRO Series Lever Air Blow Guns**

- Unlike ANY other metal body lever air gun – these incorporate revolutionary Venturi Mechanism that uses side ports to combine free ambient air with costly compressed air – creating a much higher volume of usable output.
- Manufactured from Die Cast Aluminum, the OTC PRO Series Air guns are made to last in the harshest environments.
- Ergonomic design of the body and the large dip coated operating lever reduce fatigue and discomfort – even during extended use.
- Manufactured fully using non corroding materials – threaded 1/4" F at inlet and 1/8" F at outlet.
- Meets OSHA Standards for Safety and Noise.

2424 – PRO Series Venturi Air Gun (Rubber Tip).

2425 – PRO Series Venturi Air Gun (Star Tip).



2423



2421

2422

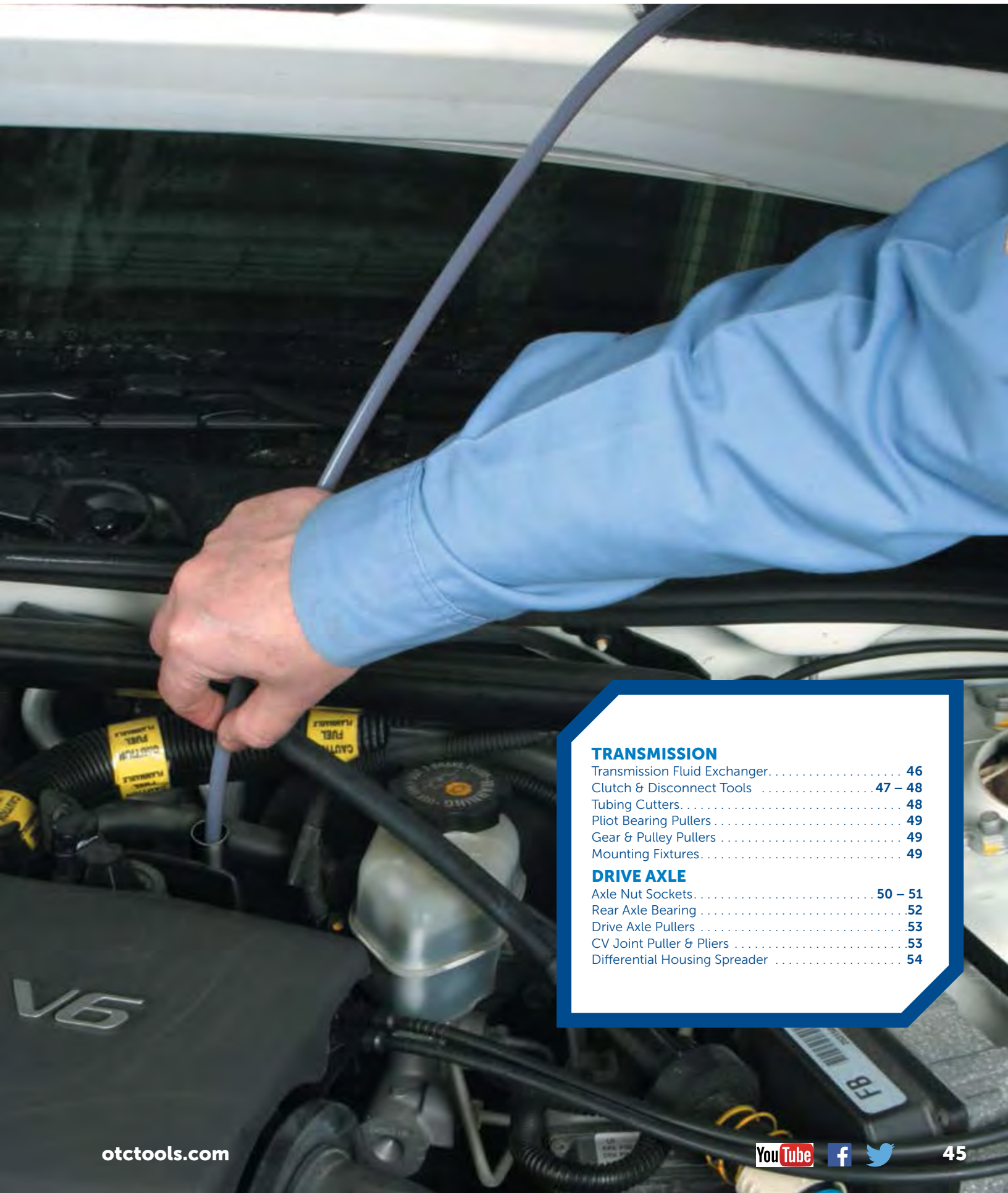
**2421, 2422 & 2423
OTC Safety Air Blow Guns**

- Impact and Weather resistant Nylon Body.
- Safety Venting in all tips.
- Corrosion Resistant Stainless Steel Nozzles.
- Drop Resistant Construction.
- Soft Rubber Grip and ergonomic design for convenience and comfort in extended use.
- Brass threaded air inlet.
- Variable speed trigger for control of amount of air dispensed.
- Conforms to OSHA STD 1910-95 (b) for max noise level when used with 90 PSI air pressure.
- Conforms to OSHA STD 1-13.1 for safety and are classified as safety Blow Guns.

2421 – Safety air blow gun, snub nose rubber tip.

2422 – Safety air blow gun, 13" stainless steel nozzle.

2423 – Safety air blow gun, 4.5 stainless steel bent tip.



TRANSMISSION

Transmission Fluid Exchanger.....	46
Clutch & Disconnect Tools	47 – 48
Tubing Cutters.....	48
Pilot Bearing Pullers.....	49
Gear & Pulley Pullers	49
Mounting Fixtures.....	49

DRIVE AXLE

Axle Nut Sockets.....	50 – 51
Rear Axle Bearing	52
Drive Axle Pullers	53
CV Joint Puller & Pliers	53
Differential Housing Spreader	54



92500

Transmission Fluid Exchanger

- Top-off feature. Add or subtract in 1/10 qt. increments.
- "Low Fluid Alarm" and "Indicator Light" to alert operator.
- "Drain Waste" feature automatically pumps used fluid from the machine into a waste oil container.
- "Drain Pan" feature drains the pan for easy filter replacement. No mess.
- Unprecedented one-tenth quart flow metering for adding or subtracting fluid from the pan.
- Complete set of cooler line adapters for most foreign and domestic vehicles.
- Works with all types of automatic transmission fluid.
- Integral performance designed hose and tool compartment with drain.

529734 – Replacement nylon tube.



**THREE MODES OF OPERATIONS:
DIPSTICK ONLY, COOLER LINE, OR A
COMBINATION OF THE TWO**

Specifications

- Electrical - 12V DC
- Exchange Accuracy - +/- 1/4 qt.
- Controls - Microprocessor with digital keypad and LEDs
- Fluid Tanks - 32 quarts supply (24.6 liters), 34 quarts waste (26.6 liters)
- Hoses - 91" black & red (Exchange); 76" white transfer tube (Straw)
- Fluid Types - Multiple fluid capability.
- Adapter Set - Complete set for most applications. Standard adapters for Ford, GM, Chrysler, European, and Universal (covering most Asian imports).
- Pump - Positive displacement gear pump, 2 gallons per minute maximum.
- Weight - 158 lbs. (72 kg)
- Dimensions - 52" H x 33" W x 20" D (132 cm x 84 cm x 51 cm)
- Process Time - Depends on mode.
- Warranty - 1 year parts and labor.



5610

Transmission/Engine Oil Pressure Kit

This professional kit can be used for domestic and import applications. High and low pressure gauges make this kit useful for both transmission and engine work. Kit comes complete with adapter for most applications. Designed to be used for both static and on road testing.

Features and benefits:

- Large 3-1/2" gauges feature a chrome bezel and rugged protective outer boot.
- Low pressure gauge reads 0–100 psi and 0–700 kPa.
- High pressure gauge reads 0–400 psi and 0–2800 kPa.
- Both gauges include rear hook to allow gauge to be hung conveniently out of the way.
- Gauges and hose assembly incorporate quick couplers for easy disconnect.
- Kit includes 13 adapters and a detailed instruction manual.
- Blow molded hard case with removable lid.

6604

Ford Transmission Fluid Fill Adapter

- Use to fill or add fluid to the automatic transmission.
- Works on the 5R55W transmission in Ford trucks.



Similar to Ford 307-437

92000

Transflow Transmission Oil Cooler Flusher

Fix it right the first time... designed to measure oil flow capacity within the transmission oil cooler (TOC), and also has the capability to flush contaminated oil from the TOC after repairs.

- Only unit in the industry that performs a flow rate test.
- Flush and flow test time is 5 to 8 minutes.
- 32-quart supply tank; 34-quart waste tank.
- Supply and waste hoses each 10' long.
- 10' long, 12V DC power cables with battery lead clips.
- Requires shop air (90 psi, min.) and 12V DC source.



92000

92001

Automatic Transmission Fluid Diagnostic Pads

Easy, quick way to test automatic transmission fluid to determine when service is necessary. Simply place a few drops of transmission fluid from transmission dipstick onto test pad. Pad will change color indicating condition of transmission fluid. Package contains 100 pads.



92001



- 4528**
Clutch Alignment Tool Set (17 piece)
- Essential for clutch installation on virtually all cars and light-duty trucks. Aligns clutch plate by using tapered cones and pilot adapters.
 - Includes seven fractional pilot adapters, 1", 13/16", 25/32", 3/4", 11/16", 5/8", 19/32" one clutch disc centering adapter, and one alignment shaft.
 - Includes five metric pilot adapters, 19mm, 17mm, 16mm, 14mm, 12mm, two clutch disc centering adapters, and one alignment shaft.
 - Housed in a blow-molded storage case.



- 4508**
Professional Style Seal Puller
- Designed to remove oil and grease seals when servicing cars, SUVs, and light trucks without damaging the housing or bearing.
 - Hook tips in two sizes and professional handle design allows removal of hard-to-get-at seals by getting under them.
 - The tool is 12" long and the hook tip is double-secured (versus competitors' designs), for durability.
 - An extra blade is included, and additional replacements (No. 4508-1) may be ordered.



- 519151 – Similar to Ford 307-123(T82L-9500-AH) and Kent-Moore J-36391
- 7587 – Similar to Ford No. 307-176(T86P-77265-AH)
- Quick-Disconnect Tool**
- Two popular disconnect tools in one set give you the versatility to quickly separate the quick connectors found on everything from radiators to transmission and power steering lines. The quick-disconnect coupler tool, No. 519151, works on late model Ford and GM vehicles without disturbing the quick-connect seals. No. 7587 releases the finger on the transmission-to-radiator oil cooler line quickly, without damaging the hose or connector. Works on 1986 and newer Ford Taurus and Mercury Sables with an AXOD, AOD, or ATX transmission.
- Tools available separately.



Similar to Ford 308-182Chrysler MLR-6638A

- 7646A**
Clutch Coupling Tool
- Disconnects the hydraulic clutch line from the clutch slave cylinder on the following vehicles with manual transmissions and hydraulic clutches: 1988–2012 F-series trucks, Bronco II, Ranger, Explorer, 1989–1997 Ford Thunderbird and Mercury Cougar, and 1992–2010 Chrysler PT Cruiser.
 - Wedge-shaped design allows easy removal of clutch line without damaging clutch line, coupling, or slave cylinder. No need to pry the coupler apart.



Similar to Ford T65L-77515-A

- 7024**
Automatic Transmission Clutch Spring Compressor
- This is a handy, adjustable tool for removing or installing the snap ring on a transmission rear clutch piston. It applies pressure to the clutch drum's retaining washer to compress piston return springs.
 - For use on most American cars and light trucks.



- 7937**
GM Transmission Oil Cooler Line Disconnect Tool
- Specially designed to work in tight places. So simple to operate, you can do it with just one hand.
 - After insertion into the quick-connect fitting on 1/2" dia. lines, a quarter turn of the tool quickly and easily releases the fitting on the transmission end of the transmission-to-radiator oil cooler line.
 - Works on 2WD and 4WD pickups and vans with electronic shift overdrive automatic transmissions: 1991–newer 4L80E transmissions, and 1993–newer 4L60E transmissions.

Transmission Line Disconnect Tools



519152 Oil cooler line disconnect tool.



519153 Clutch coupling tool.



519159 Transmission oil line tool



519378 Chrysler/Jeep oil cooler line disconnect tool



6511 3/8" & 1/2" Fuel line disconnect tool



Similar to Kent-Moore J-42371, J-36221

- 7910**
GM Hydraulic Clutch Line Disconnect Tool
- This is a versatile tool for disconnecting clutch lines when you're working on clutch assemblies or slave and master cylinders. The bent end, intended for NVG3500 and NV4500 manual transmissions, works on 1996 to 2012 full-size 2WD and 4WD trucks, Chevrolet S-10 Blazer, and pickups. The straight end is for 1993 to '94 Chevrolet Lumina sedan, 1995 to 2000 Chevrolet Monte Carlo, 1993 to '99 Buick Regal, 1998 to 2002 Olds Intrique, 1993 to '97 Olds Cutlass Supreme and Pontiac Grand Prix.

Similar to Kent-Moore J-44822

6611 Transmission Line Disconnects

- Used on 2001 to current Chevrolet Corvette with the 4L60E transmission, and 2003 to current Cadillac CTS with the 5L40E transmission.
- 6 per pack.

6579 Transmission Disconnect (2 pack)

- Designed to disconnect transmission lines on Ford Taurus/Explorer 2005 and newer.
- Similar to OE p/n 307-569.



TRANSMISSION SERVICE AUTOMOTIVE SPECIALTY TOOLS



1/2" is similar to Ford 307-459.

3/8" is similar to Ford 307-441.

6593

Ford Transmission Cooler Line Disconnect Set

- Snap around cooler line, push into the fitting, fitting releases. The cooler line can then be removed.
- 3/8" disconnect is used on 2003–newer Ford Explorers with the 5R55W transmission.
- 1/2" disconnect is used on 2003–newer Ford Super Duty trucks with the 4R100 transmission.



6517

Disconnect Tool Set

Designed for A/C lines, fuel lines, and transmission cooler lines.

- Contains 3/8", 1/2", 5/8", and 3/4" spring lock disconnect tools for A/C lines on Ford cars and trucks, Chrysler and Jeep vehicles.
- Contains the 3/8" and 1/2" fuel line disconnect tool for Ford vehicles.
- Contains the 5/16" and 3/8" fuel line disconnect tools for GM and Chrysler vehicles.
- Contains the transmission oil cooler line disconnect tool used on many GM and Ford vehicles.



6508

Full-Coverage Disconnect Tool Set


If you're working on Chrysler, Ford, or General Motors vehicles, this set can make your job easier. The tools are designed for heater hoses, transmission oil coolers, air conditioning and fuel lines. They're approved by vehicle manufacturers and will not damage the fittings being disconnected. Tool Nos. 518902, 518896, 518897, 518898, 518899, 518900, and 518901 are spring-loaded in the closed position to deflect any spray that occurs when lines are disconnected.



6703-1

6703-3

6703-2



6703

Line Fluid Stopper Kit

Stop messy fluid leaks and prevent contamination during service.

- Kit seals all types of rubber and steel line found on fuel, brakes, AC, power steering and transmission system.
- Includes two banjo style fitting stoppers, two steel line stoppers, six line plugs, a line disconnect tool, and a long reach line pinch-off tool for hard-to-reach hoses.

6703-1

Banjo Line Fluid Stoppers, 2 pk.

6703-2

Steel Line Fluid Stoppers, 2 pk.

6703-3

Line Plug Fluid Stoppers 6 pk.



4848

Flexible Spout Funnel

Many oil, transmission, and coolant fluid fill caps are located in hard to access areas. This aluminum 5 1/2" funnel features a removable debris screen in the base flowing to a 25" flexible spout designed to reach these difficult fill locations.



6512

Heavy-Duty Tubing Cutter

- Works on tubing sizes 1/8" to 1-1/8" O.D. (3 mm to 29 mm).
- Easily cuts copper, brass, aluminum, and steel brake lines.
- Ream folds onto cutter body for storage.
- Extra cutting wheel stored under ream.



8101

8100

Fluid Evacuation / Brake Bleeding Tools

- Use to bleed brake systems and remove a variety of fluid from vehicles, such as antifreeze, oil, transmission fluid, gear lube, etc.
- Quick connect locking hose adapters and ball-style on/off valve on hose prevent fluid leakage.
- Equipped with a relief valve to prevent over-pressurizing the tank.

8100

Operates by shop air or a hand pump; shipped complete with a brake bleeding hose, fluid evacuation hose, and two suction hoses (6 mm and 7 mm); 10-liter capacity tank.

8101

Operates with shop air; shipped with a brake bleeding hose and fluid evacuation hose; 6-liter capacity tank.



6514

Mini Tubing Cutter

- Works on tubing sizes 1/8" to 5/8" O.D. (3 mm to 16 mm).
- Easily cuts copper, brass, aluminum, and steel brake lines in hard-to-reach places.
- Ream folds onto cutter body for storage.
- Extra cutting wheel stored under ream.



18403

Fin Straightener

- Clean and straighten condenser, evaporator and radiator cooling fins.
- Compact design for confined spaces: the straightener head is 3-1/8" in diameter; the handle is 3-1/2" long.
- Includes 12 clearly marked combs

Wheel 1: 8, 9, 10, 12, 14, & 15 fins per inch
Wheel 2: 10.5, 11, 13, 18, 20, & 22 fins per inch



SEE PAGE 27 FOR
COMPLETE DETAILS



**4422
Pilot Bearing Puller**

- Use to pull a pilot bearing from the end of the crankshaft.
- A restriction plate catches the bridge and prevents the jaws from spinning when force is engaged.
- The "Tee Handle" design is easy-to-use and eliminates need for other tools.
- Spread covers ranges of 1/2" to 1-1/2".
- Reach has a min/max range of 3/16" to 1".



**4420
Pilot Bearing Puller Attachment**

- Use to pull a pilot bearing from the end of the crankshaft.
- Interchangeable jaws. One set of jaws covers a spread of 1/2" to 1-1/2". Other set of jaws covers a spread of 3/8" to 1-3/8". Both sets of jaws have a reach of 1".
- Reach has a min/max range of 3/16" to 1".
- Puller attaches to OTC and other slide hammers with 5/8"-18 thread.



**4421
Pilot Bearing Puller Attachment**

- Removes pilot bearings, thrust washers, and smaller bearings hidden in a shaft or housing.
- Jaws require a minimum of 5/8" opening and can range up to a max of 1-1/2" diameter.
- Min/Max reach is 1/8" to 1".
- Works with both 5/8"-18 as well as M18-1.5 threaded hammer shanks.



Fed. Spec.: GGG-W-665b

**885
Adjustable Hook Spanner Wrench**

- Here's a tool that's needed wherever turret adjusting nuts or packing gland nuts are used.
- Capacity is 1-1/2" to 4".
 - Handle is 24" long, 11/16" diameter.



Gear and Pulley Pullers

- These tools are perfect for removing timing gears, fan pulleys, harmonic balancers, and many other parts having tapped holes.
- Each puller will spread from 1-1/2" to 4-1/4". The puller blocks are 4-7/8" wide, tapped 5/8" - 18 UNF.
 - Both include two hex head cap screws, 3/8"-16 x 3" long.

**7392
Puller with 13" long screw.**

**7393
Puller with 5-1/2" long screw.**

Pilot Bearing Pullers

Designed to pull flywheel pilot bearings in close quarters where a slide hammer cannot be used. Operates on many models with engine in chassis.

7318 Pilot bearing puller. Capacity: 1/2" to 1-1/2". I.D. reach: 3/4".

7319 Pilot bearing puller. Capacity: 7/8" to 2". I.D. reach: 1".



Transmission Lip Seal Protectors

Protects lips seals from damage while assembling the forward, direct, and intermediate piston assembly on GM 400 series Turbo Hydramatic transmissions.

7038-A – Lip seal protector.

7038-B – Lip seal protector.

7038-C – Lip seal protector.

**522
Large Gear and Pulley Puller**

Using this tool, you can easily remove a wide range of gears, pulleys, or other parts that have tapped holes.

- The puller will spread from 2" to 7-3/4". Its block is 8-1/4" wide, and its forcing screw is 3/4"-16 x 11-5/8" long.
- Accommodates any cap screws up to 1/2" diameter.



**7118
Transmission Adapter Kit**

- Converts your OTC engine stand into a transmission service stand.
- Kit replaces the adjustable arms of the stand to hold and position the transmission at workbench height for repair.
 - The transmission is held with three sides fully exposed for working convenience, and can be rotated a full 360° for complete access to all parts.

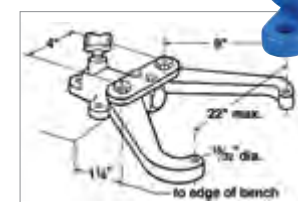


**7020
Bench-Mounted Holding Fixture**

- Here's a helpful device that enables you to securely hold and rotate small engines, transmissions, and other components while you're working on them.
- This holding fixture will handle pieces weighing up to 250 lbs., and it offers 360° of rotation with positive stops at 90° increments.
 - Three sides of the mounted unit remain fully exposed.

**34607
Base assembly only.**

34607 Similar to Ford D83L-500-B1, 300-D041





**4543A
Locknut Socket Set – 4WD (6 piece)**

- Chrome vanadium steel sockets cover most SUV and light truck applications.
 - Sockets have 1/2" square drive, allowing use of a torque wrench, ratchet, or breaker bar.
- Contents of set:

4543A-1 – Toyota 4-lug locknut socket.
Services high-torque locknuts on Toyota 4WD vehicles having free-wheel (lock out) hubs: 1995–newer Tacoma; 1996–newer T100 and 4Runner.

4543A-2 – Ford 4-lug locknut socket for high-shear rotating nuts on 1985–newer F-250 and F-350 truck rear axles, and Dana 80 rear axles of Ford Super Duty trucks.

4543A-3 – 4-lug socket for removing and installing 4-slot front axle locknuts on 1986–newer F-Series 1/2-ton trucks, full-size Bronco with Dana 44 axle, 1984–92 Ford Ranger, and Bronco II with manual hubs. Also, Dodge trucks using Dana 44 axle with automatic hubs.

4543A-4 – 6-lug socket for removing and installing 4-slot front axle locknuts on 1978–84 Ford F-Series 4WD heavy-duty 3/4- and 1-ton trucks; 1973–81 GM 4WD 3/4- and 1-ton trucks.

4543A-5 – 4-lug socket for removing and installing 4-slot front axle locknuts on 1993–newer Ford Ranger, Bronco II, and Explorer with manual hubs; 1995–newer F-Series 1/2-, 3/4-, and 1-ton trucks and full-size Bronco with manual hubs; 1959–85 F-Series 1/2- and 3/4-ton trucks and full-size Bronco; 1960–90 GM 1/2-ton trucks and full-size Blazer/Jimmy; 1969–72 International 1/2-ton trucks; 1969–89 Dodge 1/2-ton trucks with manual hubs.

4543A-6 – FWD front spindle puller.
Removes front spindle to access needle bearing, when lubricating and aligning front wheels. 5/8"-18 fine thread permits use with OTC No. 1155 slide hammer. Fits spindle thread sizes 2"-16, 1-5/8"-16 and 38 mm-1.5. Applications:
Full-size GM, Ford, Jeep, and International pickups with Dana front axles, plus Ranger and Bronco II.



**4547A
Axle Nut Socket Set – FWD (7 piece)**

- Extra long, 1/2" drive chrome molybdenum sockets for heavy-duty use in removing and installing axle nuts.
 - Use with a ratchet, breaker bar, or torque wrench.
 - Contained in a blow-molded plastic storage case.
- Contents of set:

4547A-29 – 29 mm FWD axle nut socket.

4547A-30 – 30 mm FWD axle nut socket.

4547A-32 – 32 mm FWD axle nut socket.

4547A-34 – 34 mm FWD axle nut socket.

4547A-35 – 35 mm FWD axle nut socket.

4547A-36 – 36 mm FWD axle nut socket.

4547A-38 – 38 mm FWD axle nut socket.



**4542
7-Piece Wheel Bearing Locknut Socket Set**

- For use with 1/2" ratchet or breaker bar.
- Contents of set:

519097-1 – 2-3/8" hex locknut socket works on 1984–92 Ford Rangers and Bronco IIs with automatic locking hubs. Similar to Ford 205-040 (T70T-4252-B).

519097-2 – 2-9/16" rounded hex locknut socket works on 1990–93 Dodge trucks with Dana 60 manual hubs.

519097-3 – 2-1/2" hex locknut socket fits the hex nut found on rear axles and various front axle applications on light-duty trucks.

519097-4 – 2-3/4" rounded hex locknut socket works on 3/4-ton and 1-ton Ford F-250 and F-350 trucks with automatic locking hubs. Similar to Ford No. 205-349(T95T-1197-B).

519097-5 – 2-1/2" rounded hex locknut socket works on 1995–96 Ford F-150 trucks and full-sized Broncos with automatic locking hubs. Similar to Ford 205-348(T95T-1197-A).

519097-6 – 2-3/8" rounded hex locknut socket works on 1990–newer Ford Rangers, Bronco IIs, and Explorers with automatic locking hubs.

519097-7 – 55 mm hex locknut socket designed for use on front wheel adjusting nuts found on Toyota models FJ, LN, and RN.

Similar to Ford 205-039 (T70T-4252-B)

**1902
Locknut Socket - Ford
Drive 3/4" (6 pt.) 2-3/8" Hex**

- This high-grade truck wheel bearing locknut sockets are made of high-strength steel and resist rounding out.
- Services 1984–92 Ford Ranger and Bronco II with automatic hubs; 1993–1997 Ford Ranger, Bronco II, and Explorer with automatic hubs.
- For manual use only, impact wrench voids warranty.

Similar to Ford 205-043 (T70T-4252-W)

**Fits special "rounded" hex nut found on Dana axles of some Ford trucks.
Depth of locknut sockets is 5".**

**1928
Locknut Socket - Ford, Dodge
Drive 3/4" (6 pt.) 2-9/16" Hex**

- This high-grade truck wheel bearing locknut sockets are made of high-strength steel and resist rounding out.
- Services 1990–93 Dodge truck with Dana 60 manual hubs. 3/4" sq. drive.
- For manual use only, impact wrench voids warranty.

**Fits special "rounded" hex nut found on Dana axles of some Ford trucks.
Depth of locknut sockets is 5".**

**1936
Locknut Socket - Ford
Drive 3/4" (6 pt.) 2-3/8" Hex**

- This high-grade truck wheel bearing locknut sockets are made of high-strength steel and resist rounding out.
- Services 1990–newer Ford Ranger, Bronco II, and Explorer with automatic hubs.
- For manual use only, impact wrench voids warranty.

**6006
Locknut Socket - Dodge**

- Services 1994–newer Dodge 1/2-ton 4x4 pickups with Dana 44 front axle and Dana 60 axle with vacuum disconnect front axle.
- 1/2" sq. drive.



1-11/16" 43 mm

**6601
Locknut Socket - Ford**

- Services 2003–newer Ford F-250, F-350, and F-450 Super Duty trucks with 10-1/2 inch rear axle.
- 1/2" sq. drive.



Similar to Ford 205-448

2-3/4" O.D.

2-1/4"

**7157
Locknut Socket Ford,
Dodge, GM**

- Services 1993–newer Ford Ranger Bronco II and Explorer with manual hubs; 1995–96 Ford F-series 1/2-ton truck and full-size Bronco with manual hubs; 1995–newer Ford F-series 3/4-ton and 1-ton trucks with manual hubs; 1959–85 Ford F-series 1/2- and 3/4-ton trucks and full-size Bronco; 1960–90 GM 1/2-ton truck and full-size Blazer/Jimmy; 1969–89 Dodge 1/2-ton truck with manual hubs; 1969–72 International 1/2-ton truck.

• 1/2" sq. drive.
Similar to Ford 205-192 (T83T-1197-B)

**7158
Locknut Socket Ford,
Dodge, GM**

- Services 1985-1/2–95 Ford F-series H.D. 3/4- and 1-ton Dana 50 IFS of Dana 60 front axle; 1982–90 GM H.D. 3/4- and 1-ton trucks, 1994–newer Dodge Dana 60 with Cummins.

• 1/2" sq. drive.
Similar to Ford 205-D065 (D85T-1197-A)

**7269
Locknut Socket Ford, GM**

- Services 1985–newer Ford F-series 3/4- and 1-ton trucks with Dana 80 rear axle.

• 1/2" sq. drive.
Similar to Ford 205-282 (T88T-4252-A) Kent Moore J-42855

**7612
Locknut Socket
Toyota**


- 54 mm hex socket fits front wheel bearing adjusting nut of Toyota FJ, LN, and RN. Has 1/2" square drive end, permitting use of a torque wrench.

• 1/2" sq. drive.

**7698
Locknut Socket Isuzu,
Honda, Jeep**

- Services 1988–1995 Isuzu Trooper, Rodeo, Amigo, and pickup; 1989–1995 Honda Passport; Jeep J20 pickups with Dana 60 axle.

• 1/2" sq. drive.



**7795
Locknut Socket Ford**

- Services 1995–1996 Ford F-series 1/2-ton trucks and full-size Bronco with automatic hubs.

• 1/2" sq. drive.
Similar to Ford 205-348 (T95T-1197-A)

**7796
Locknut Socket Ford**

- Services 1995–1998 Ford F-series 3/4- and 1-ton trucks with automatic hubs.

• 1/2" sq. drive.
Similar to Ford 205-349 (T95T-1197-B)

**7913
Locknut Socket
Suzuki, Geo**

- Used to remove and install locknut on 1997–2000

• Suzuki Samurai and Geo Tracker front hubs.
Similar to Kent-Moore J-42119

**7941
Locknut Socket Toyota**

- Specially designed to fit 4WD lock-out hubs on Toyota's 1995–2002 Tacoma, and 1996–2002 T100 and 4Runner.

• 1/2" sq. drive.
Similar to Toyota 09318-12010-01.

**7090A
Locknut Socket Ford, GM**

- Services 1978–84 Ford F-series H.D. 3/4- and 1-ton 4WD trucks; 1973–81 GM 3/4- and 1-ton 4WD trucks.

• 1/2" sq. drive.
Similar to Ford 205-D001 (D78T-1197-A)


**7270A
Locknut Socket Ford, Dodge**

- Services 1984–92 Ford Ranger and Bronco II with manual hubs; 1986–95 Ford F-series 1/2-ton truck; full size Bronco with Dana 44 front axle; 1990–93 Dodge trucks with Dana 44 automatic hubs.

• 1/2" sq. drive.
Similar to Ford 205-244 (T86T-1197-AR)



6010



6612, 6902, 6921

6795, 6796, 6928, 6936

1/2" Drive Locknut Socket Set

- These are not light-hearted sockets; they feature a 1/2" square drive, and can be used with an extension and torque wrench for accurate tightening.
- For use on the rounded and standard hex nuts found on the most popular light-duty trucks on the road.
- Unlike the competition, these sockets are backed by the famous OTC Lifetime Marathon Warranty® against defects in materials and workmanship.

6010 – Locknut socket set. Includes one each: Nos. 6612, 6795, 6796, 6902, 6921, 6928, 6936. Contents of set:

6612 – 54 mm hex locknut socket designed for use on front wheel adjusting nuts found on Toyota FJ, LN, and RN models.

6902 – 2-3/8" hex locknut socket works on 1984–92 Ford Rangers and Bronco IIs with automatic locking hubs. (Ford No. T70T-4252-B and 205-040).

6921 – 2-1/2" hex locknut socket its hex nut found on rear axles and various front axle applications on light-duty trucks.

6795 – 2-1/2" rounded hex locknut socket. Works on 1995–96 Ford F-150 trucks and full-sized Broncos with automatic locking hubs. (Ford No. T95T-1197-A and 205-348).

6796 – 2-3/4" rounded hex locknut socket. Works on 3/4- and 1-ton Ford F-250 and F-350 trucks with automatic locking hubs. (Ford No. T95T-1197-B and 205-349).

6928 – 2-9/16" rounded hex locknut socket. Works on 1990–93 Dodge trucks with Dana 60 manual hubs.

6936 – 2-3/8" rounded hex locknut socket. Works on 1990–newer Ford Rangers, Bronco IIs, and Explorers with automatic locking hubs.

**7217
Axle Nut Socket**

- Designed to fit the axle nut on Chevy Topkick/Kodiak, 2003 - Newer.
- Similar to J-44275.

**6694
Axle Seal Installer**

- Designed to install the axle seal on GM Trucks with 10-1/2" ring gear.
- Similar to J-24428-A.



DRIVE AXLE SERVICE AUTOMOTIVE SPECIALTY TOOLS



7248 C-Frame Press

The C-Frame used in conjunction with OTC Ball Joint Adapters. Can also be used for removing/installing universal joints with needle bearings, pressed in wheel studs, and brake anchor pins on heavy-duty vehicles. Suitable for general pressing operations.



7917 Live Center Forcing Screw Plug

This plug replaces the existing forcing screw on the No. 7248 C-frame to allow its use on heavy-duty ball joints. The shorter length gives the C-frame a wider opening to accommodate the larger ball joints on 3/4- and 1-ton trucks.

6935 U-Joint Service Adapter

For use with the 7248 C-Frame to service the u-joints found on Dana 60 4WD front drive axles.

Application Examples:

- 1977-1991 Chevrolet and GMC 1 Ton
- 1975-2010 Dodge 3/4 & 1 Ton
- 2000-2002 Ford Excursion
- 1999-2010 F250
- 1985-2010 F350
- 1999-2008 F450
- 1999-2004 F550



6541 Pulling Hook

- This slide hammer puller attachment is used to remove seals, bearings, and other press-fit parts.
- Designed to be used with OTC No. 1155 (5 lb.) or No. 1156 (2-1/2 lb.) slide hammer, or other slide hammers having 5/8-18 threads.



Slide Hammer Rear Axle Puller

This puller will enable you to remove flange-type rear axles from most late model cars and light trucks. It works on axles having bolts and studs up to 9/16" diameter.

- Fits 4-, 5-, or 6-bolt patterns and stud circles from 4-1/4" to 5-9/16".

7372 – Rear axle pulling plate.

7374 – Rear axle pulling plate with 5-lb. slide hammer assembly.



7792 Rear Axle Service Set

The tools you need for flange-type rear axle and bearing removal on most late model passenger cars and light trucks. Set includes the No. 7374 rear axle pulling plate and 5 lb. slide hammer. The axle bearing pullers, used with the slide hammer, make short work of removing semi-floating rear axle bearings.

Consists of:

7374 – Rear axle pulling plate with 5 lb. slide hammer.

7495A – Rear axle bearing puller.

Fits min. bearing tube I.D. of 1" and max. axle tube I.D. of 1-7/8".

7496A – Rear axle bearing puller.

Fits min. bearing tube I.D. of 15/16" and max. axle tube I.D. of 2-3/8".

7497A – Rear axle bearing puller.

Fits min. bearing tube I.D. of 1-3/8" and max. axle tube I.D. of 2-7/8".

27315 – Puller hook for use with the 5 lb. slide hammer.

Removes oil seals, bearings, etc.



7494A Rear Axle Bearing Service Set

Designed to make the removal of semi-floating rear axle bearings easier. Allows you to capture the bearing firmly, distributing the pulling force over the entire bearing. This reduces damage and increases the amount of applications. Set includes three pullers to service most domestic cars. Use with OTC Nos. 1155 or 1156 slide hammer with 5/8"-18 UNF thread. Pullers also available separately.

7495A – Rear axle bearing puller.

Fits minimum bearing tube I.D. of 1" and maximum axle tube I.D. of 1-7/8".

7496A – Rear axle bearing puller.

Fits minimum bearing tube I.D. of 1-5/16" and maximum axle tube I.D. of 2-3/8" including 1988-2000 Chevrolet and GMC 8-1/2", 1/2-ton rear axle bearing.

7497A – Rear axle bearing puller.

Fits minimum bearing tube I.D. of 1-3/8" and a maximum axle tube I.D. of 2-7/8".



6540 Rear Axle Bearing Puller Set

- Set contains slide hammer and popular attachments needed for servicing flange-type, floating rear axle bearings and seals in most late model, rear-wheel drive cars and light trucks; comes in a molded case.
- Rear axle bearing puller fits min. bearing tube I.D. of 1" and max. axle tube I.D. of 1-7/8".
- Rear axle bearing puller, fits min. bearing tube I.D. of 1-5/16" and max. axle tube I.D. of 2-3/8".
- Rear axle bearing puller fits min. tube I.D. of 1-3/8" and max. axle tube I.D. of 2-7/8".
- Slide hammer tee bar, slide hammer 5 lb. weight, pulling hook, rear axle pulling plate, bearing cup remover.



Differential Bearing Pullers

For removing differential side carrier bearings on a wide variety of passenger cars and light trucks. Use with step plate adapter Nos. 8060, 8061, 8063, and 8064. (Step plate adapters are not included with 1028 or 1031. See page 135.)

1028 – Puller with a 3-1/2" maximum reach,

1-1/4" to 4-1/2" spread. Primarily for servicing Ford products.

1031 – Puller with a 3-1/4" maximum reach,

6" maximum spread. For servicing most General Motors, American Motors, and Chrysler products.



6602 Differential Bearing Preload Wrench

- Use to adjust differential bearing free play on Chrysler/Dodge vehicles with 7-1/4", 8-1/4", 8-3/4", and 9-1/4" rear axles.
- Tool fits inside axle tube to access the threaded adjusters.

Similar to Miller C-4164



4520

Differential Side Bearing Pullers

- Use to remove differential side carrier bearing. Works on a wide variety of cars and light-duty trucks.
- Includes four step plate adapters to fit carrier bearings.
- Reach: 1-5/8". Spread: 2-5/8" to 3-3/8". Forcing screw is 3/4"-16 x 6-11/16" lg.
- Set includes:

4520-1 – Forcing Screw / Cross Block Assembly

4520-2 – Puller Jaws / Pins (set of two each)

4520-3 – Puller Jaws Retaining Yoke

4520-4 – Step Plate Adapters (set of four)
15/16" – 1-11/32" diameter, 1-1/8" – 1-1/2" diameter, 1-1/4" – 1-5/8" diameter, 1-1/8" – 1-3/4" diameter

Specifications

Reach: 1-5/8"
Spread: 2-5/8" on inside holes in crossbar
3-3/8" on outside holes in crossbar
Forcing screw: 3/4"-16 mm x 6-11/16" lg.
Adapter sizes: 15/16" to 1-3/4" diameter



4508

Professional Style Seal Puller

- Designed to remove oil and grease seals when servicing cars, SUVs, and light trucks without damaging the housing or bearing.
- Hook tips in two sizes and professional handle design allows removal of hard-to-get-at seals by getting under them.
- The tool is 12" long and the hook tip is double-secured (versus competitors' designs), for durability.
- An extra blade is included, and additional replacements (No. 4508-1) may be ordered.

4508-1 – Replacement blade for 4508.



7140

Ford Halfshaft Remover/Differential Rotator

No. 7140 is essential when removing the left-hand halfshaft from Escort/Lynx transaxles. It ensures correct removal and allows the technician to turn the differential.

Similar to Ford D80L-522-A, 303-D025

522

Large Gear and Pulley Puller

Using this tool, you can easily remove a wide range of gears, pulleys, or other parts that have tapped holes.

- The puller will spread from 2" to 7-3/4". Its block is 8-1/4" wide, and its forcing screw is 3/4"-16 x 11-5/8" long.
- Accommodates any cap screws up to 1/2" diameter.



Gear and Pulley Pullers

These tools are perfect for removing timing gears, fan pulleys, harmonic balancers, and many other parts having tapped holes.

- Each puller will spread from 1-1/2" to 4-1/4". The puller blocks are 4-7/8" wide.
- Both include two hex head cap screws, 3/8"-16 x 3" long.

7392 – Puller with 13" long screw.

7393 – Puller with 5-1/2" long screw.



Inner CV Joint Puller

This is the puller needed to remove inner CV joints that are held in with axle shaft retaining rings. The slide hammer feature allows removal of the axle assembly from the transaxle without causing damage to the aluminum transmission case or other components. Damage can result by using other prying methods.

7507 – CV Joint Fork. Used with No. 1155 Slide Hammer, No. 7508 Slide Hammer Extension, or both.

7508 – Optional 17-1/2"-long Slide Hammer Extension.

7509 – Inner CV Joint Puller. Includes No. 1155 Slide Hammer and No. 7507 CV Joint Fork.


Similar to Ford 204-D020(D93T-3206-A)

7502

4WD Front Spindle Puller

This puller enables you to remove the front spindle on light-duty 4WD trucks. It's designed for full-size Ford, GM, International, and Jeep pickups with Dana front axles. Also works on Ford Ranger and Bronco II.

- 5/8" fine thread makes it ideal for use with our No. 1155 slide hammer.
- Fits spindle thread sizes 2"-16, 1-5/8"-16 and 38 mm-1.5.



4623

CV Joint Banding Tool and Cutter

- Use to install and tighten the "band-it" or strap style clamps on CV joint boots, or on power steering rack and pinion steering gear boots.
- Once installed into the tool, tighten the band by turning the handle on the tool; use a socket or wrench on the handle to torque the band to OE specifications.
- When the boot clamp has been tightened to specs, cut the band to the correct length by flipping the lever (at the front of the tool) forward.



4723

Ear-type CV Boot Clamp Pliers

- Designed to crimp the ear-type CV boot clamps used on front-wheel drive vehicles.
- May also be used to crimp the type of clamps used on fuel and cooling system hoses.
- Ensures even, precise crimping, and eliminates possibility of damage to the clamp, boot, or hose.



4721

CV Boot Clamp Cutter

- Designed to easily cut the CV boot clamp without damaging the boot.
- Will cut boot clamps up to 10 mm wide and .7 mm thick.
- Handles are spring loaded to the open position to allow easy access to the clamp.





4722
Heavy-Duty CV Boot Clamp Installer

- Designed to clamp the ear-type CV boot clamps used on front-wheel drive vehicles.
- May also be used to crimp the clamps used on fuel and cooling system hoses.
- Ensures even, precise crimping, and eliminates possibility of damage to the clamp, boot, or hose.



4724
CV Boot Clamp Pliers

- Special tips work on the ear-less type CV boot clamps.
- Grips clamp in many positions to tighten clamp around boot.



4720
Boot Clamp Pliers – Chrysler

- Required tool for correct installation of strap-and-buckle style CV boot clamps.
- Works on A.C.I. and G.K.N. boots found on various Chrysler, Plymouth, and Dodge front-wheel drive vehicles.
- Prevents damage to CV boot and clamp during installation.



7085
Dust Boot Cap Installer

Works on all vehicles with band-type boot clamps (up to 1/4" wide & .020" thick). The clamp must be installed correctly after servicing to prevent moisture and foreign material from entering the CV joint area. This tool provides exact installation of those clamps with ease.



Fluid Evacuation / Brake Bleeding Tools


- Use to bleed brake systems and remove a variety of fluid from vehicles, such as antifreeze, oil, transmission fluid, gear lube, etc.
- Quick connect locking hose adapters and ball-style on/off valve on hose prevent fluid leakage.
- Equipped with a relief valve to prevent over-pressurizing the tank.

8100

Operates by shop air or a hand pump; shipped complete with a brake bleeding hose, fluid evacuation hose, and two suction hoses (6 mm and 7 mm); 10-liter capacity tank.

8101

Operates with shop air; shipped with a brake bleeding hose and fluid evacuation hose; 6-liter capacity tank.



7071
Differential Housing Spreader

Here's a tool that eases the job of removing or installing differential ring-gear assemblies on Dana axle models 30 through 70. It's a heavy-duty device using mechanical screw power to spread the housing. It helps prevent the component damage that often results from the use of homemade devices.



7020 Similar to Ford
T57L-500-B, 307-003

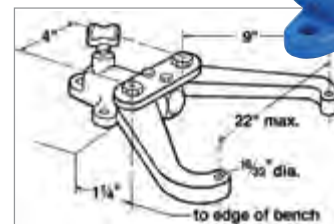
7020
Bench-Mounted Holding Fixture

Here's a helpful device that enables you to securely hold and rotate small engines, transmissions, and other components while you're working on them.

- This holding fixture will handle pieces weighing up to 250 lbs., and it offers 360° of rotation with positive stops at 90° increments.
- Three sides of the mounted unit remain fully exposed.


34607 - Base assembly only.

34607 Similar to Ford
D83L-500-B1, 300-D041



553516
Differential Mounting Adapter

Mounts easily using existing bolt patterns. Fits the most common differentials currently in use on Category 7 and 8 Heavy Duty Trucks. Including: Eaton®, Fuller®, Rockwell®, Meritor, Spicer, International, and Mack. For use on OTC 5019A / 5078 and Stinger 1522A Transmission Jacks.



7011
Ball Hone Set, 10 piece

- Ball Hones can be used for refinishing and resizing bores such as found in brake calipers, engine lifters, and u-joint yokes. Also useful for any bearing or bushing application.
- All hones are 180 grit Silicone Carbide for excellent cutting and finish.

Tool No.	Size
7011-1	.375" 10 mm
7011-2	.500" 13 mm
7011-3	.625" 16 mm
7011-4	.750" 19 mm
7011-5	.875" 22 mm
7011-6	1.00" 25 mm
7011-8	1.25" 32 mm
7011-10	1.50" 38 mm
7011-12	1.75" 44 mm
7011-14	2.00" 51 mm

STEERING

Pitman Arm Pullers 56 – 57
Separator Tools 57
Inner Tie Rod Tools 58
Power Steering Pumps 59
Steering Wheel Pullers 60
Flange-Type Pullers 60

SUSPENSION

Ball Joint Tools 61 – 64
Ball Joint Separators 64
Torsion Bars 65
Alignment Tools 65 – 66
Strut Tools 67

HUB

Hub Grappler™ 68
Hub Pullers 69
Hub Resurfacing Kit 70
Slide Hammer Puller Sets 70 – 71
Locknut Sockets 71 – 72



6295 Front End Service Set

Kit includes five popular tools used for servicing Pitman arms, ball joints, and tie rods on most vehicles.

Set includes:

- 7314A – Pitman arm puller.
- 7315A – Tie rod end remover.
- 7503 – Outer tie rod remover/ball joint separator.
- 6296 – Pitman arm/tie rod end puller.
- 6297 – Ball joint separator.



7314A Pitman Arm Puller

This puller will handle nearly any Pitman arm job on passenger cars and light trucks. It features special forged jaws shaped to fit the job, ensuring a positive grip every time. Spread between jaw tips: 1-5/16".

7315A Tie Rod End Remover

Redesigned to use on imports and many front wheel drive vehicles, including SUVs with rack and pinion steering. Live center tip on forcing screw swivels to align tool to tie rod stud to ease in removal and prevent damage to stud. Similar to Ford 211-001 (TOOL-3290-D)



6496 Pitman Arm Puller

Cuts Removal Time from 3 1/2 Hours to 40 Minutes

- Labor intensive removal of steering sector not necessary.
- Compact design allows easy access to the Pitman arm.
- Works on most domestic SUVs and pickups.
- Live center on forcing screw and use of a standard wrench results in less effort required.
- Tool is forged steel for durability and long life.



6296 Pitman Arm/Tie Rod End Puller

The versatile design allows this tool to be used as a Pitman arm remover for many small, domestic rear wheel drive vehicles, or as a tie rod end puller for many domestic and import vehicles. The jaws, with a spread of 1", give a positive grip in tight work places.



6297 Ball Joint Separator

This tool is used to separate the ball joint from the spindle support arm. It works on many domestic and import front wheel drive vehicles, and is adjustable up to 2" for different size ball joints.



7503 Outer Tie Rod Remover/Ball Joint Separator

This tool is a must when you're servicing outer tie rods and ball joints. It works on imported and domestic models, front or rear wheel drive, cast or stamped-steel steering knuckles.

- Handles up to 5 tons of force.
- Jaws spread to 3" and has a 4" reach.
- Jaws, once tightened, won't slip on the knuckle.



Works on the following four-wheel-drive vehicles

1998 – 2003	Ford Navigator
1997 – 2004	Ford F-150 and Expedition
1991 – 2004	Oldsmobile Bravada
1992 – 2011	Chevy Suburban
1988 – 2005	S-10 / S-15 GMC Trucks & Chevy Blazers
1988 – 2011	GMC & Chevy 1/2, 3/4, & 1 ton pickups
1995 – 2011	Chevy Tahoe and GMC Yukon/Denali

6497 Super-Duty Pitman Arm Puller

- Works on 2005 and newer Ford F-250 and F-350 four-wheel-drive Super Duty trucks.
- Allows the Pitman arm to be removed from the steering gear while the steering gear is still in the vehicle.
- Two clamp bolts lock the jaws on the Pitman arm, ensuring a solid grip.
- Maximum jaw spread is 3-1/4".



7311A Similar to Ford No. 211-003(T64P-3590-F)

Pitman Arm Pullers

These pullers are designed for the toughest Pitman arm jobs. They're adjustable and have rugged forged jaws shaped to fit the job. Two clamp bolts lock the jaws on the Pitman arm, ensuring a solid grip. Puller No. 7310A includes an adapter for added versatility. Both pullers cover a variety of pulling jobs.

7310A

Pitman arm puller for medium- and heavy-duty trucks. Max jaw spread: 2-1/4".

7311A

Pitman arm puller for cars and light trucks to 3/4 ton. Max jaw spread: 2-1/8".





8149

Pitman Arm Puller

The 8149 conical tool is designed to fit Pitman arms on compact and intermediate cars.

- Conical design gives increased strength, stability, and fits securely on a Pitman arm.
- Spread is 1-1/4" with a reach of 2-1/4".
- 3/4-16 x 4-3/4" forcing screw provides enough power to remove stubborn Pitman arms.

8150

Pitman Arm Puller

The No. 8150 conical tool is designed to fit Pitman arms on domestic cars and light-duty trucks.

- Conical design gives increased strength, stability, and fits securely on a Pitman arm.
- Spread is 1-1/2" with a reach of 2-1/2".
- 3/4-16 x 4-3/4" forcing screw provides enough power to remove stubborn Pitman arms.



6272

Chrysler LH Toe Adjusting Tool Set

This set enables the technician to adjust toe, to obtain a straight steering wheel, and correctly center the tie rod end. Permits easily reaching and breaking loose the tie rod jam nuts, while the entire assembly is held stable. Services 1998–newer Chrysler Concorde, Concorde 300M, New Yorker LHS, Dodge Intrepid, Dodge R/T, and Eagle Vision.



7891

Chrysler LH Toe Adjustment Set

Here's a tool set that will quicken front toe adjustments on Chrysler LH series cars. Consisting of a wrench, socket, and retainer, this set is for the 1993–97 Chrysler Concorde and New Yorker, Dodge Intrepid, and Eagle Vision.



6531

Pitman Arm Separator

Separating Pitman arms on cars and light trucks is quick and easy with this wedge and an appropriate sized hammer.

- 11" long and has a 1-1/8" fork spread.




6532

GM Pitman Arm Remover

Removes Pitman arms on pickups and sport utility vehicles. The wedge end is placed between the Pitman arm and steering gear box, and with just a few hammer blows, it separates them. Works on 1988 and newer Chevrolet and GMC 1/2- and 3/4-ton 4WD pickups, Suburban, Tahoe, and Yukon.

- 11-3/4" long with a 1-5/8" fork spread.



6533

Separator Tool

This handy tool is multipurpose. It will remove camber adjustment sleeves on 1980-86 F-150 & F-250 and 1982-88 Bronco II & Ranger Ford pickups that have an adjustable camber. It's also a separating tool for tie rods on medium- and heavy-duty trucks. And it works as a Pitman arm wedge on light trucks.

- 11-5/8" long with a 1-7/16" fork spread.



6534

Shock Link and Tie Rod Separator

Here's a tool that will convince even the most stubborn shock links and tie rods to part company. Just insert the tapered wedge between the seized parts, and smack the other end with a hammer.

- 16" long with 11/16" fork spread.



6535

Ball Joint Separator

Ball joint service is easier with this tool. It was designed to remove ball joints from spindle support arms, and can be used on a wide variety of vehicles, from compact cars to light-duty trucks.

- 16" long and has a 15/16" fork spread.



6299

Separator Set (5 piece)

- Features five popular "pickle forks" in a blow-molded case.
- Used to remove shock linkage, tie rods, and ball joints. Also for general service on many cars and light trucks.

Includes:

- 6531 – Size 11" x 1-1/8" Fork Spread.
- 6532 – Size 11-3/4" x 1-5/8" Fork Spread.
- 6533 – Size 11-5/8" x 1-7/16" Fork Spread.
- 6534 – Size 16" x 11/16" Fork Spread.
- 6535 – Size 16" x 15/16" Fork Spread.



4559

Manual / Pneumatic Pickle Fork Set

- Use to separate ball joints, tie rods, and Pitman arms.
- Set contains two handles: knurled handle allows use of a hammer; smooth handle fits in a pneumatic hammer.
- Three sizes of pickle forks included: 1-1/8", 15/16", and 11/16".

Set contains:

4559-1

Fork heads (set of three: 11/16", 15/16", and 1-1/8").

4559-2

Handles (set of two: knurled handle for use with a hammer; smooth handle for use with an air hammer).

**SEE PAGE 42 FOR
GREASE GUNS**



STEERING SERVICE AUTOMOTIVE SPECIALTY TOOLS



6275 Tie Rod/Pitman Arm Adjusting Set

These tools have a unique design that permits 360° rotation of the adjusting sleeve, even where space is limited.

- Accommodates 1/2" drive ratchet or breaker bar.
- Set consists of the following tools in a blow-molded case:


7095 – For compact cars with 3/4" diameter adjusting sleeves.

7096 – For full size cars with 7/8" diameter adjusting sleeves.

7097 – For light trucks with 1-1/8" diameter adjusting sleeves.

6274 – For Ford 3/4-ton and 1-ton trucks with 1-13/16" diameter adjusting sleeves.

6084 – Pitman arm adjusting tool for Ford F-250 thru F-450 trucks with 1-7/16" dia. adjusting sleeves.



Similar to Ford T79P-3223-A

7023 Tie Rod Adjusting Tool

Here's a tool that will fit most models of compact and standard-size cars and light trucks. It has a four-position feature and 360° rotation that lets you locate the tool to grip the sleeve correctly, even when access is limited.



6065 Tie Rod Socket for Medium-Duty Trucks

Here's a heavy-duty tool for removing tie rod ends on Chrysler, Ford, and GM 1-ton trucks. It also works on many medium-duty trucks, Class 2 through 6.

- Accommodates a 1/2" drive impact wrench.



7484
Standard



7500
Standard



7501
Heavy-Duty

Inner Tie Rod Wrenches (Standard & HD)

Universal wrench will fit on all styles and allow the technician to un-screw the tie rod link for replacement.

7484 – Unique lever design will turn hex rack ends or hex shafts from 1" to 1-5/8" (25-41mm).

7500 – Unique cam design cover sizes from 1-1/4" to 1-5/8" (33-41mm) hex, 2 flats, round or any style rack ends.

7501 – Unique cam design cover sizes from 1-1/2" to 1-7/8" (38-48mm) hex, 2 flats, round or any style rack ends.

Similar to Ford 211-D029(D93L-3395-A)



7595A Inner Tie Rod Removal Set

Remove and install inner tie rods without removing steering gear. The adapters fit into the tie rod socket, and a 1/2" drive ratchet or breaker bar fits the drive end.

- Services both old and new style inner tie rods.
- For use on most Chrysler, Ford, and GM vehicles.
- The socket is 16" long and is "stepped" to accept 1-3/16" tie rods and 1-5/16" tie rods.
- Adapters fit into socket and work on 1-3/16", 1-5/16", and 1-7/16" tie rods.

Important: When removing and installing inner tie rods, hold steering rack shaft to prevent damage to pinion gear.



Similar to 211-185

7771A Ford Power Steering Pump Pulley Installer

Installs power steering pump pulleys on 1992–newer Ford Crown Victoria and Mercury Grand Marquis with 4.6 V8 engine, 1997–newer Ford truck with 4.2 & 4.6 V6, 5.4 V8, and 6.8 V10 engines.

- 8 mm x 1.25" threads fit Ford's C111 pump.



7485 Locking Collar Rack Wrench

- Tool wraps over work piece and is locked in place.
- Permits service or adjustment of components without having to remove end.
- For use with diameters of 1" to 1-7/8" (25.4 mm to 47.625 mm)
- Eccentric shape of chuck automatically adjusts to component diameter
- 1/2" Sq.Dr. for maximum power with Ratchets, Extensions, and Breaker Bars.
- Ideal for steering service, wheel alignment, strut cartridge, small dia. exhaust, and general pipe adjustment



7676 Alignment Assist Tool

With this tool, you won't need to remove tires to adjust the camber on most GM and some Chrysler FWD vehicles. The tool sits on top of a tire and presses against the strut to prevent the tire from moving, allowing you to do the adjustments. For Chrysler and GM vehicles with slotted strut mounts that don't use eccentric washers on the through slots for camber adjustment. (Applications do not include Buick Park Avenue, Cadillac Fleetwood, Oldsmobile 88 and 98, and Pontiac Bonneville – if they have rear air suspension).



6695
Similar to Ford 205-429

6697
Similar to Ford 205-830

6698
Similar to Ford 205-831

Ford Axle Shaft Seal Installers

Correctly installs the seal onto the axle shaft and into the wheel knuckle, preventing front hub vacuum leaks that would cause the 4WD to not engage.

6695 – Ford Axle Shaft Seal Installer. Works on 1998-2004 Ford F-250, F-350, F-450, and F-550 4X4s having the vacuum-operated front axle.

6697 – Ford Axle Shaft Seal Installer. Works on 2005–newer Ford F-250, F-350, 4X4s having the vacuum-operated front axle.

6698 – Ford Axle Shaft Seal Installer. Works on 2005–newer Ford F-450, F-550, 4X4s having the vacuum-operated front axle.



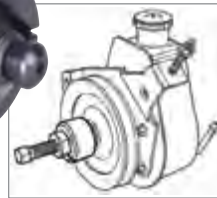
7209

GM Power Steering Pump Pulley Installer

This tool offers easy, damage-free installation of power steering pump pulleys. It works on 1988–95 GM Quad 4 engines; 1990–94 Chevrolet Lumina APV, Oldsmobile Silhouette, and Pontiac Trans Sport vehicles; 1990–94 3.1L V6 engines; 1994–newer 3100 GM V6; 1999–newer 3400 GM V6. Threads are 3/8–16” to fit pulley shaft threads.



Similar to Ford 211-016(T69L-10300-B)



7185

Power Steering Pump/Alternator Pulley Remover

This puller removes pulleys on most Chrysler, Ford, GM, and VW vehicles fitted with Saginaw, Thompson, or Ford's C2 and C111 power steering pumps; GM belt-driven vacuum pumps on cars; and press-on water pump pulleys on GM 4- and 6-cylinder engines. It works on pulleys with hub diameters of 1-1/8”, 1-1/4”, 1-5/16”, and 1-3/8”.

- Designed to ensure damage-free removal.



Similar to Ford 211-009(T65P-3A733-C)

7005

Power Steering Pump Pulley Installer

This is an ideal companion to our No. 7185 pulley remover. It's a real timesaver for installing power steering pump pulleys and GM press-on water pump pulleys.

- Designed to ensure damage-free installation.
- Internal roller bearing allows for easy turning.
- Threads are 3/8”-16 to match pulley shafts.



7362

GM Power Steering Pump Pulley Service Kit

Remove and install the power steering pump pulley easily and without damaging the pump shaft or pulley.

- Includes remover and installer.



4530

Power Steering / Alternator Pulley Puller/Installer Set

- Properly replaces pressed-on power steering and alternator pulleys on Ford, Chrysler, and late GM engines.
- Housed in a blow-molded plastic storage case.



4530

Power Steering Pump Pulley Service Set

- A complete set of tools required to remove and install power steering pump pulleys of most domestic vehicles.
- Fits pulley hubs with diameters of 1-1/8”, 1-1/4”, 1-5/16” and 1-3/8”.
- Includes the necessary adapters for servicing: GM 3.1L, 3100, 3400, and 3800 V6 engines, GM 2.3L Quad 4 four-cylinder engines, and Ford 4.6L and 5.4L V8, 6.8 V10 engines.



4681

Power Steering Pump/Alternator Remover/Installer Tool

- Reversible 2-in-1 tool removes and installs press-fit alternator and power steering pump pulleys.
- Also removes and installs other press-fit pulleys with a hub diameter of 1-1/8” (28 mm), 1-1/4” (32 mm), 1-5/16” (34 mm), or 1-3/8” (35 mm).



7830A

Power Steering Pump Pulley Kit

This kit has nearly everything you need to remove and install power steering pump pulleys in Chrysler, Ford, and GM vehicles with Saginaw, Thompson, and Ford C111 and C2 power steering pumps. Fits 1-1/8”, 1-1/4”, 1-5/16” and 1-3/8” pulley hub diameters, including 1988–newer GM cars equipped with Quad 4 engines; 1991–94 GM 3.1L V6; 1991–newer 3800 V6 engines; 1994–newer GM 3100 V6; 1999–newer GM 3400 V6, and 1992–newer Ford Crown Victoria and Mercury Grand Marquis with 4.6 V8 engine, 1997–newer Ford truck with 4.2 & 4.6 V6, 5.4 V8, and 6.8 V10 engines.

- Also includes No. 7931 spacer for work on Chrysler Cirrus, Dodge Stratus, and Plymouth Breeze.



Similar to Kent Moore J-21854-A

7889

Steering Pivot Pin Remover

Tilt steering columns are much easier to service when your tool box has one of these pivot pin removers in it. Works on GM, Chrysler, and Ford vehicles with Saginaw tilt steering columns.

7122R

Ford Lock Pin Remover

Removes tie rod inner socket retaining pin on Ford vehicles with rack and pinion power steering. Replacement tips available separately.

37907 – Tip for 7122R.

Similar to Ford 211-D002



STEERING SERVICE AUTOMOTIVE SPECIALTY TOOLS



7984 Master Steering Wheel Service Set

- This master set is used for steering column service on most cars and light trucks, domestic and imports.
- This set includes components for steering wheel, lock plate removal, and pivot pin removal.
- Special 5/16-18 x 4" shoulder bolts allow removal of GM steering wheels without damaging the SIR module. Also use the 5/16-18 x 4" shoulder bolt for earlier models without SIR module.
- This set includes a lock plate compressor with M14 x 1.5 and 9/16-18 forcing screws for steering column shafts on GM S.I.R., as well as older GM, AMC, and Chrysler vehicles with tilt, telescoping, and conventional steering columns. Use on steering columns with or without air bags.
- Includes a screw to contain the telescopic steering column on older GM vehicles.
- The pivot pin remover covers tilt steering pivot pins on 1969 and newer GM, Ford, and Chrysler vehicles with Saginaw steering columns.
- Two hook-shaped puller legs and special forcing screw adapter remove the steering wheels without tapped pulling holes.

This set includes three each of the following hardened bolts:

- Washer Head Bolts (Grade 8) 1/4-28 UNF x 3"
- Hex Head Flange Bolts 3/8-16 UNC x 3.5"
- Hex Head Flange Bolts 5/16-24 UNF x 3.5"
- Hex Head Flange Shoulder Bolts 5/16-18 UNC x 4"
- Hex Head Flange Bolts M8 x 1.25 x 90mm

7929A Steering Wheel Puller Leg Set

- Particularly useful during steering wheel removal when there are no tapped holes in the assembly.
- The 7929A is designed for use with either the No. 7245 or No. 7403 OTC steering wheel puller.
- These legs get behind the steering wheel assembly to provide an even, straight pull. The collar is designed for use on Ford and Chrysler vehicles.
- Works on:
 - 1988-1993 Pontiac LeMans
 - 1997-newer GM cars, SUVs, and light trucks
 - 1997-newer Ford SUVs and light trucks
 - 1999-newer Jeep Grand Cherokee
 - 2003-newer Jeep Liberty
 - 2004-newer Dodge Sprinter van



4-1/2" reach



7790 Flange-Type Puller Set (Grade 5)

- Versatile puller capable of removing a wide variety of components having tapped pulling holes, including harmonic balancers, gears, crankshaft pulleys, etc.
 - Capable of handling 2- or 3-way bolt pulling applications.
 - Works on many cars, pickups, SUVs, and small engines.
 - Carries the OTC Lifetime Marathon Warranty® against defects in workmanship and material.
- Contents of set:
- Puller flange: adapts to bolt circle dia. of 1-1/2" to 4-5/8".
 - Forcing screw: 5-5/8" lg., 5/8-18 thread.
 - Shaft protector: 1-3/16" dia. x 3/4" thick.
 - Three each of the following flat washers: 1/4"; 5/16"; 3/8".
 - Three each of the following bolt sizes:

- 1/4"-28 x 3" lg.	- 3/8"-16 x 2" lg.
- 5/16"-24 x 3" lg.	- 3/8"-16 x 3" lg.
- 5/16"-18 x 3-1/2" lg.	- 3/8"-16 x 4-1/2" lg.
- 5/16"-18 x 6" lg.	- M8 x 1.25 x 45 mm lg.
- 3/8"-24 x 1-1/2" lg.	- M8 x 1.25 x 65 mm lg.
- M8 x 1.25 x 90 mm lg.	
- M10 x 1.5 x 35 mm lg.	



7927A Steering Wheel Remover/Lock Plate Compressor Set

With this set, it's easy to remove the steering wheels of most domestic and imported vehicles, with or without tilt steering columns. Also accesses the turn signal switch and SIR modules on current GM vehicles.

- Includes No. 7815 steering wheel lock plate remover, No. 7889 steering pivot pin remover for Saginaw steering columns, No. 7245 steering wheel puller, plus four sets of cap screws (2 of each size: M8-1.25 x 90 mm, 3/8"-16 x 3-1/2", 5/16"-24 x 3-1/2", and 5/16"-18 x 4").
- Contained in convenient plastic blow-molded case.



6930 Flange-Type Puller Combination


Heavy-duty flange puller features a live center forcing screw. Includes two live center forcing screw tips and two sets of commonly used automotive bolts. Puller will work on bolt circles from 1-1/2" to 4-1/4". Three cap screws, 3/8-24 x 3" long, and three cap screws, 3/8-16 x 3" long.



7815 Steering Wheel Lock Plate Remover

This is an essential tool for compressing steering wheel lock plates on AMC, Chrysler, and GM vehicles, with or without tilt steering columns. It's also necessary for accessing the turn signal switch and SIR modules on GM vehicles.

- Also works on metric columns.



7245 Steering Wheel Puller

This puller removes steering wheels on most domestic and imported vehicles, with or without telescoping steering columns. Five sets of cap screws are included for various thread requirements. The forcing screw features a swivel end to protect steering shaft. Cap screws included (pairs): 3/8-16 x 3-1/2"; 5/16-18 x 3-1/2"; 5/16-24 x 3-1/2"; M8-1.25 x 90 mm; 5/16-18 x 4 (SIR). Bar measures 4" x 1" x 1".



7403 Steering Wheel, Pulley, and Flywheel Puller

Here's a puller that works in a variety of applications. It pulls steering wheels on most late model cars. It also works as a regular 2/3-way puller to remove pulleys and small engine flywheels. Cap screws included (pairs): 3/8-16 x 3-1/2 in.; 5/16-18 x 3-1/2 in.; 5/16-24 x 3-1/2 in.; M8-1.25 x 90 mm; and 5/16-18 x 4 in. (SIR).

- Works on domestic cars with or without collapsible steering columns.



**6559
Ball Joint Master Service Kit. The ultimate ball joint service kit!**

- The 6559 Ball Joint Master Service Kit offers complete coverage of Car and Truck/Van/SUV applications. With 70+ adapters, C-frame and application guide means there is nothing else to add for servicing ball joints.
- The majority of vehicles have press-in ball joints, so stop searching for make-shift solutions for servicing these vehicles – everything required is laid out in this one complete kit.
- With a kit of this magnitude, finding the correct adapters and using them correctly is key to minimizing service time. That is exactly what the included ball joint application guide is designed to do – contains application charts and diagrams with step-by-step instructions.



**6529
Car Ball Joint Master Service Kit.**

- This 50+ adapter kit is the most complete Car ball joint service kit available, and the first of it's kind on the market.
- With 70% of OEM's having cars with press-in ball joints, this kit is designed to service those applications.
- This kit is a subset of the 6559 and includes 50+ adapters, C-Frame, Ball Joint Application Guide, and Location Card all provided in 2 cases.



**6539
Truck Ball Joint Master Service Kit.**

- This 55+ adapter kit is the most complete Truck/Van/SUV ball joint service kit available.
- With the majority of Truck/Van/SUV applications having press-in ball joints and universal joints, this kit is designed to service those applications. (note: covers same applications as the 8031 Chrysler/Jeep Truck/Van/Suv Ball Joint Kit without requiring larger C-Frame).
- This kit is a subset of the 6559 and includes 55+ adapters, C-Frame, Ball Joint Application Guide, and Location Card all provided in 2 cases.



**6530
Ball Joint Intermediate Service Kit**

- This 20+ adapter kit covers many Truck/Van/SUV applications and some car applications.
- With the majority of Cars and Truck/Van/SUV applications having press-in ball joints and universal joints, this kit is designed to service many of those applications.
- This kit is a combination of 7249, 7918, and 7996 kits, and includes 20+ adapters, C-Frame, and Application Diagrams all provided in a case.



**8031
Chrysler/Jeep Truck/Van/SUV Service Kit**

- This 18 adapter kit covers Chrysler/Jeep Truck/Van/SUV 2WD and 4WD applications.
- Includes Large C-Frame for use with the OEM size ball joint adapters.
- Includes 18 adapters, Large C-Frame, application chart and instructions all provided in a case.



**7249
Ball Joint Starter Service Kit**


- This starter kit is the backbone to ball joint, U-joint, anchor pins, and many other general pressing operations. Kit includes 5 adapters and C-Frame provided in a case.

**7248
U-Joint Removing/Installing Tool**

This helpful tool uses a forcing-screw press to safely remove and replace automotive universal joints with needle bearings, including GM plastic pin CV U-joints.

Similar to Ford205-086 (T74P-4635-C)





**7918
Ball Joint Update Adapter Set**

- This adapter set will update a 7249 Ball Joint Starter Service Kit to a 6530 Ball Joint Intermediate Service Kit, less the 7996 Honda Ball Joint Lower Ball Joint Adapter Set. Greatly expands the application coverage.



**6529-1
BMW Car Ball Joint Adapter Set**

- 11 adapters included to remove & install ball joints.
- Works on upper and lower ball joints on: 1992 – 1999 318 series, 1998 – 1999 323 series, 1996 – 1999 328 series, 1996 – 1999 M3.
- Vehicle application chart and diagrams included. Does not include the 7248 C-Frame press.



**6529-2
Chrysler/Mitsubishi Car Ball Joint Adapter Set**

- 20 adapters included to remove and install ball joints.
- Works on upper and lower ball joints on Chrysler, Dodge, Plymouth, and Mitsubishi cars with press in ball joints
- Vehicle application chart and diagrams included. Does not include the 7248 C-Frame press.

**8033
Chrysler Ball Joint Socket**

- Removes and installs the screw-in type ball joints used on mid-size, rear-wheel drive Chrysler cars.
- Similar to Miller Tools No. C-3560.
- Socket is 2" long with a 3/4" drive; fits 1-59/64" ball joints.



**6529-3
Ford/Mazda Car Ball Joint Adapter Set**

- 25 adapters included to remove & install ball joints
- Works on upper and lower ball joints on Ford, Lincoln, Mercury, and Mazda cars with press in ball joints
- Vehicle application chart and diagrams included. Does not include the 7248 C-Frame press.



**8032A
Ford/Mercury Car Ball Joint Adapter Set**

- Allows easy removal and installation of the lower ball joint on 1996–2009 Ford Taurus and Mercury Sable vehicles.
- Lower ball joint can now be replaced without having to replace the entire spindle assembly saving up to an hour of labor.
- Adapters are used with OTC No. 7248 C-Frame.



**6529-4
GM Car Ball Joint Adapter Set**

- 18 adapters included to remove & install ball joints.
- Works on upper and lower ball joints on Chevrolet, Buick, Pontiac, Oldsmobile, and Cadillac cars with press in ball joints
- Vehicle application chart and diagrams included. Does not include the 7248 C-Frame press.



**6529-5
Honda/Acura Car Ball Joint Adapter Set**

- 19 adapters included to remove & install ball joints
- Works on upper and lower ball joints on Honda and Acura cars with press in ball joints
- Vehicle application chart and diagrams included. Does not include the 7248 C-Frame press.

**7996
Honda Car Ball Joint and Adapter Set**

- Use with ball joint service set Nos. 6530, 7248, and 7249 to remove and install lower ball joints on Honda 1986–97 Accord, 1988–00 Civic, 1993–99 del Sol, 1988–91 CRX, and 1983–99 Prelude.



**6734
Honda/Acura Car Ball Joint Adapter Set**

- Use this three-piece tool kit, along with OTC C-frame No. 7248, to remove and install lower ball joints on the following Honda and Acura vehicles:

- Honda Accord Sedan '03-'08
- Honda Accord Coupe '03-'08
- Acura TSX '04-'08



**6529-6
Import Car Ball Joint Adapter Set**

- 15 adapters included to remove & install ball joints.
- Works on upper and lower ball joints on Toyota, Hyundai, Kia, Infinity, Saab, and Nissan cars with press in ball joints
- Vehicle application chart and diagrams included. Does not include the 7248 C-Frame press.




**6529-10
Car Ball Joint Master Set Upgrade for 6539**

- 14 additional adapters required to complete a 6529 Car Ball Joint Master Set when added to the 6539 Truck Ball Joint Adapter Set.



**6539-1
Import Truck Ball Joint Adapter Set**

- 35 adapters included to remove & install ball joints.
- Works on upper and lower ball joints on Toyota, Honda, Acura, Hyundai, KIA, Infinity, Isuzu, and Nissan Trucks, Vans, and SUV's with press in ball joints.
- Vehicle application chart and diagrams included. Does not include the 7248 C-Frame press.



**6539-2
Chrysler/Mitsubishi Truck Ball Joint Adapter Set**

- 35 adapters included to remove & install ball joints.
- Works on upper and lower ball joints on Chrysler, Dodge, Jeep, Plymouth, and Mitsubishi Trucks, Vans, and SUV's with press in ball joints.
- Vehicle application chart and diagrams included. Does not include the 7248 C-Frame press.

**8034
Chrysler Ball Joint Socket**

- Removes and installs the screw-in type ball joints used on Chrysler / Dodge light trucks and vans.
- Similar to Miller Tools No. C-3561.
- Socket is 2" long with a 3/4" drive; fits 2-9/64" ball joints.



**7894
Dodge/Jeep Truck, SUV Ball Joint Adapter Set**

Use with ball joint service set Nos. 6530, 7248, and 7249 to remove or install aftermarket and original equipment upper and lower ball joints, and the offset ball joints used to change caster/camber. Works on '84-'89 "downsized" Jeep Wagoneer, Cherokee and Comanche; '87-'08 Wrangler; '93-'04 Grand Cherokee; '94-'99 Dodge Ram 4WD 1/2-ton pickup.



**6735
Sprinter Van Ball Joint Kit**

- Eight piece kit contains the tools needed to service lower ball joints on '04-'09 Dodge and '04-'12 Freightliner® Sprinter vans: tie rod remover / separator; wheel alignment studs; ball joint remover; driver, receiver, & installing rings.
- Use this kit with OTC No. 6736 C-frame.




**6736
Large C-Frame**

- Required for use with No. 6735 Sprinter Van Ball Joint Kit.
- When used with OTC No. 6730 Update Kit, you can expand the applications of OTC Nos. 7249, 7918, 6529, 6539 and 6530 Ball Joint Kits.

**6730
C-Frame Update Kit**

Kit contains two adapters which, when coupled with the large C-frame 6736 included in OTC No. 8031 SUV Ball Joint Kit, make it possible to use any adapter designed for use with the smaller OTC No. 7248 C-frame.



**6539-3
Ford/Mazda Truck Ball Joint Adapter Set**

- 32 adapters included to remove and install ball joints.
- Works on upper and lower ball joints on Ford, Lincoln, Mercury, and Mazda Trucks, Vans, and SUV's with press in ball joints.
- Vehicle application chart and diagrams included. Does not include the 7248 C-Frame press.

**6731
Ford Truck Ball Joint Adapter Update Kit**

Three-piece kit contains specialty ball joint adapters for use with the industry standard OTC No. 7248 C-frame. Designed to work with the following Ford vehicles: F-150 '97-'03, F-250 '97-'99, Expedition '97-'02, Explorer '95-'05, Ranger '98-'08.



**7825
Ford Van Ball Joint Adapter**

This tool enables you to quickly remove the lower ball joint on '92 to '08, 3/4- and 1-ton vans (E-250 and E-350) when used with ball joint service set Nos. 6530, 7248, and 7249.



**7919
Ford 2WD Van Ball Joint Adapter Set**


This set is designed to remove/install press-fit upper and lower ball joints. Fits most Ford '92 to '04 2WD 3/4- and 1-ton vans.



**6733
Honda/Toyota Truck/Van/SUV Ball Joint Adapter Set**

Two-piece kit contains specialty ball joint adapters for use with the industry standard OTC No. 7248 C-frame. Designed to work with the following Honda and Toyota vehicles:

- Honda CR-V '97-'06, Honda Odyssey '95-'06
- Toyota 4 Runner '96-'02, Toyota Sequoia '01-'08
- Toyota Tacoma '95-'04



**6539-4
GM Truck Ball Joint Adapter Set**

- 28 adapters included to remove & install ball joints.
- Works on upper and lower ball joints on Buick, Cadillac, Oldsmobile, Pontiac, Chevrolet, GMC, and Hummer Trucks, Vans, and SUV's with press in ball joints.
- Vehicle application chart and diagrams included. Does not include the 7248 C-Frame press.

**6732
GM Truck/SUV Ball Joint Adapter Set**

Four-piece kit designed to be used with the industry standard OTC No. 7248 C-frame. Contains specialty ball joint adapters to fit the following GM vehicles:

TrailBlazer & Envoy '02-'08, 1500 Silverado '99-'06, Suburban & Tahoe '95-'06, Avalanche '02-'08, Escalade '99-'07 Express & Savana '03-'08, Hummer H2 '03-'07.



**7920
GM 4WD Truck/SUV GM Ball Joint Adapter Set**


Use with ball joint service set Nos. 6530, 7248, and 7249 to service GM's 1996 to 1999 4WD 1/2- and 3/4-ton pickups, and Suburban, Yukon, and Tahoe SUVs. Easily remove or install either aftermarket or original equipment press-fit lower ball joints.



**6539-10
Truck Ball Joint Master Set Upgrade for 6529**

18 additional adapters required to complete a 6539 Truck Ball Joint Master Set when added to the 6529 Car Ball Joint Adapter Set.

**SEE PAGE 42 FOR
GREASE GUNS**



SUSPENSION SERVICE AUTOMOTIVE SPECIALTY TOOLS



7704 Domestic 4WD Truck Ball Joint Adapter Set

This kit is used with ball joint service set Nos. 6530, 7248, and 7249 to remove and install upper and lower ball joints on '67 to '92 1/2- and 3/4-ton 4WD vehicles fitted with Dana 44 front axles (found on Ford, Dodge, GM, International, and Jeep vehicles).



7080 Domestic 4WD Truck Ball Joint Spanner Wrench

Designed for removal and installation of ball joint adjusting sleeves on 1/2-, 3/4-, and 1-ton Dana 44 open yoke front axles found on Chrysler, Ford, GM, International, and Jeep 4WD vehicles.

- Permits easy torquing with 1" socket for correct upper ball-joint preload.



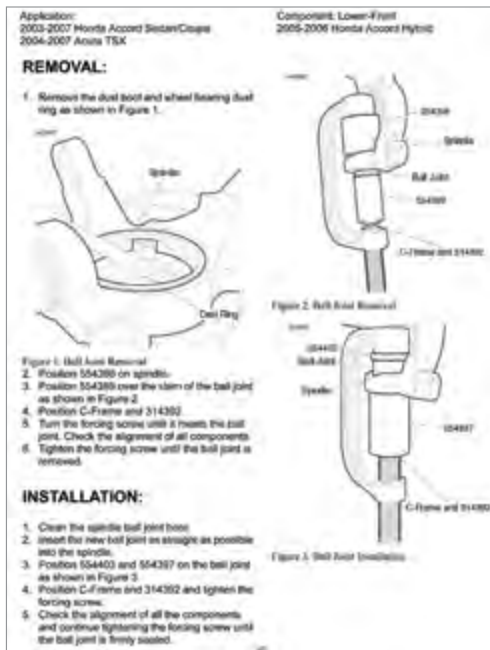
6529MAN-08 – Ball Joint Application Guide

Reference all ball joint adapter applications. Can be used with all ball joint kits and adapter sets.



6529MAN-08

- New application guide to cover Car and Truck/Van/SUV makes and models thru 2008.
- References Bolt In/Press Fit, Removal/Install adapter p/n's, and replace control arm applications.
- Includes Remove/Install diagrams with adapter p/n's to eliminate guess work.
- Quick Reference Chart to quickly determine if tools are required and which kit contains them.



Sample of Application Diagram

6535 Ball Joint Separator

Ball joint service is easier with this tool. It was designed to remove ball joints from spindle support arms, and can be used on a wide variety of vehicles, from compact cars to light-duty trucks.

- 16" long and has a 15/16" fork spread.



6297 Ball Joint Separator

This tool is used to separate the ball joint from the spindle support arm. It works on many domestic and import front wheel drive vehicles, and is adjustable up to 2" for different size ball joints.



7068 Upper Control Arm Bushing Service Set

Now you can easily replace press-in type upper control arm bushings on most rear wheel drive Chrysler, Ford, and GM vehicles. Mechanical screw power does the work. Set includes C-frame, screw assembly, and all adapters needed for quick removal or installation of bushings without removing or damaging the control arm.

BALL JOINT ADAPTER AND TOOL APPLICATION GUIDE									
Make	Model	Year	Truck/Car	Upper or Lower	Front or Rear	Bolt In or Press Fit	OTC Adapter P/N's (Removal)	OTC Adapter P/N's (Install)	Comments
Acura	2.3CL	1987	Car	Lower	Front	Press fit	314427, 314426	314428, 554397 or 38355A	Ball joint in spindle instead of control arm
	2.3CL	1987	Car	Lower	Front	Bolt in	Adjustable (±1 degree camber/caster)	314428, 554397 or 38355A	Ball joint in spindle instead of control arm
	2.3CL	1987-1989	Car	Lower	Front	Press fit	314427, 314426	314428, 554397 or 38355A	Ball joint in spindle instead of control arm
	2.3CL	1988-1989	Car	Lower	Front	Bolt in	Adjustable (±1 degree camber/caster)	314428, 554397 or 38355A	Ball joint in spindle instead of control arm
	2.3TL	1989-1989	Car	Lower	Front	Press fit	554379, 554399, 314392	554414, 554397, 314392	Ball joint in spindle instead of control arm
	2.3TL	1989-1990	Car	Lower	Front	Bolt in	Adjustable (±1 degree camber/caster)	314428, 554397 or 38355A	Ball joint in spindle instead of control arm
	3.0CL	1987-1989	Car	Lower	Front	Press fit	314427, 314426	314428, 554397 or 38355A	Ball joint in spindle instead of control arm
	3.0CL	1987-1989	Car	Lower	Front	Bolt in	Adjustable (±1 degree camber/caster)	314428, 554397 or 38355A	Ball joint in spindle instead of control arm
	3.2CL	2001-2003	Car	Upper	Front	Press fit	29505 & 305227, 554379, 314392	38355A, 554414, 314392	Ball joint in spindle instead of control arm
	3.2CL	2001-2003	Car	Lower	Front	Press fit	314427, 314426	314428, 554397 or 38355A	Ball joint in spindle instead of control arm
	3.2CL	2001-2003	Car	Lower	Front	Bolt in	Adjustable (±1 degree camber/caster)	314428, 554397 or 38355A	Ball joint in spindle instead of control arm
	3.2TL	1989-2003	Car	Upper	Front	Press fit	29505 & 305227, 554379, 314392	38355A, 554414, 314392	Ball joint in spindle instead of control arm
	3.2TL	1989-2003	Car	Lower	Front	Press fit	314427, 314426	314428, 554397 or 38355A	Ball joint in spindle instead of control arm
	3.2TL	1989-1989	Car	Lower	Front	Press fit	554395, 554399, 314392	554397, Top of C-Frame, 314392	Ball joint in spindle instead of control arm
	3.2TL	1989-2003	Car	Lower	Front	Bolt in	Adjustable (±1 degree camber/caster)	314428, 554397 or 38355A	Ball joint in spindle instead of control arm
3.5TL	1989-2003	Car	Lower	Front	Press fit	554379, 554399, 314392	554397, 554414, 314392	Ball joint in spindle instead of control arm	

Sample of Application Chart



8328

GM Truck Bushing Adapter Set

- Works on 2000–2009 Chevy and GMC 1/2-ton and 3/4-ton trucks, 2- and 4-wheel drive.
- Adapter set is designed for quick and easy removal of the OE control arm bushing and installation of the offset camber bushing.
- Saves shop time by being able to install the offset camber bushing while aligning the front end.
- Saves replacement cost of the control arm assembly.
- Use with OTC No. 7248 C-Frame.



Similar to Kent Moore J-42393

7822A

GM Torsion Bar Unloading Tool

This rugged tool is built for GM's K-3500 series trucks with heavy-duty chassis and a larger torsion bar. It features a larger C-frame opening to accommodate beefier torsion bars. The tool holds the torsion bar while you make adjustments. It also works on 1988 to 2012 GMC and Chevrolet 1/2-, 3/4-, and 1-ton pickups; the S-10 Blazer and S-15 Jimmy, 4WD pickups with 4.3L V-6 engines; and 1991 to 2001 Oldsmobile Bravada.



7832

GM Torsion Bar Unloader

- Required to safely release the tension on the front suspension torsion bar to service the front suspension.
- Larger design to cover the newer GM truck applications.
- Application: 2011 & newer HD C/K trucks.

Similar to Ford 204-185 (T95T-5310-AR)



7816

Ford Torsion Bar Adjustment Tool

Before servicing a torsion bar on 1995–2001 Ford Explorer and 1998–2001 Mercury Mountaineer vehicles, you must first contain the bar to avoid possible damage. This tool securely accomplishes that task, allowing you to make adjustments.

7414

7534

7536

7537



Upper Arm Alignment Wrenches

These specialized 1/2" drive wrenches provide easy access to the upper control arm bolts for front wheel alignment jobs.

7414 – 13/16" hex wrench for use on 1985 to '97 Ford Aerostar vans.

7534 – 22 mm hex wrench for use on 1990–2005 2WD Chevrolet Astro and GMC Safari, and 1991–2005 AWD Chevrolet Astro and GMC Safari vans.

7536 – 3/4" hex wrench for use on 1973 to '87 Chevrolet 2WD pickups, and Canadian-built 1985 to '90 current GM Astro and Safari vans.

7537 – 18 mm hex wrench for use on U.S.-built 1985 to '90 GM Astro vans.



7917

Live Center Forcing Screw Plug

This plug replaces the existing forcing screw on the No. 7248 C-frame to allow its use on heavy-duty ball joints. The shorter length gives the C-frame a wider opening to accommodate the larger ball joints on 3/4- and 1-ton trucks.

6007

Lower Control Arm Prying Tool

Installing a ball joint on a lower control arm typically requires the effort of two people. However, with this tool and our No. 7420 or 7421 pry bar – or any 7/8" diameter pry bar – it's a one-person job.



7826

Ford Truck Torsion Bar Tool

This tool firmly holds the torsion bar on Ford light-duty trucks while you adjust or service the front suspension. Without it, a torsion bar could unwind and possibly cause damage. The tool fits 1997–2003 Ford F-150 4WD pickups, 1995–2001 Ford Explorer 4WD, 1998–2001 Mercury Mountaineer, and 1998–2001 Ford Ranger.



7539

GM F-Body Camber Adjusting Tool

This unique tool works like an extra hand to hold the strut while you're making camber adjustments. For use on 1982 to '92 Camaro and Firebird.



Similar to Kent Moore J-38658

7840

GM Caster/Camber Adjusting Tool

This tool is designed to make caster/camber adjustments quick and easy. Simply place it into the holes in the cross-member and lower control arm, then turn the tool's turnbuckle nut to hold the correct adjustment. This allows you to tighten the adjusting bolts. For use on 1993 to 2000 Chevrolet Camaro and Pontiac Firebird. Also works on 1986–92 Buick Riviera, Cadillac Seville, Oldsmobile Toronado, and 1986–91 Buick Regal.



7829

Ford Caster/Camber Adjusting Wrench

This wrench is specially bent to fit on the caster/camber adjusting cam on 1995 to 2001 Ford Explorer 4WD SUVs, and 1997 2WD and 4WD F-150 pickups. You can use it on the nut to loosen the adjusting cam, and on the bolt to set the caster/camber.

- Has a 21 mm, 12-point design.
- Accommodates a 1/2" drive ratchet or breaker bar.



Similar to Ford 204-D019(D93T-3000-A)

7588A

Ford 4WD Caster/Camber Sleeve Puller

Rusted or seized bushings are no match for this puller. It easily pulls most aftermarket and OEM bushings on Ford 4WD vehicles. It's the only tool that works on any angle OEM bushing, removing it quickly and without damage. For 1980 to '96 Ford Broncos, full-size E- and F-series vans and pickups; 1983 to '89 Ranger and Bronco II. The puller comes with adapters to pull most aftermarket bushings having removable retaining rings.

221476 – Arnwood-style bushing adapter.



6939
Broken Bolt Extractor Tool

- Remove frozen, broken or cut off bolts within steering or suspension bushings.
- Can also be used to remove and install wheel studs and other general pressing needs.



6939-1 – Broken Bolt Extractor Adapter Set
Available for use with the 7248 C-Frame.




5057 – Broken Bolt/Clevis Pin Extractor Tool
Used for smaller application.



7544
Strut Rod Nut Socket (24 mm)

This specially designed socket is needed to loosen and tighten the top strut nut when servicing the strut spring or strut cartridge. The socket is used with a 1/2" ratchet or breaker bar to turn the strut nut while holding the strut rod with the appropriate wrench. The socket fits 24 mm strut rod nuts found on many domestic FWD vehicles including 1988–96 Pontiac Grand Prix, 1988–98 Oldsmobile Cutlass Supreme, 1988–99 Chevrolet Lumina sedan, 1995–99 Chevrolet Monte Carlo, and 1988–96 Buick Regal.



7707
VW and Audi Strut Nut Socket

This 1-3/4" long socket is built for VW and Audi FWD cars in which the top shock-retaining nut is recessed inside the strut tower. The tool's center bore allows you to hold the strut shaft from turning, using a 7/8" (22 mm) hex key and appropriately sized wrench.



7491C
GM Upper Control Arm Knock-Out Tool

Here's the tool you need to remove the inserts on the upper control arm alignment brackets of light-duty GM trucks. It features an indexed forcing bolt that pulls straight and evenly, and works with off-center knock-outs. The tool fits 1989–2001 Chevrolet and GMC 1/2-, 3/4-, and 1-ton trucks, two- or four-wheel drive. Also works on 1990–2001 all-wheel drive Chevrolet Astro vans and GMC Safari vans. 1997–2002 1/2-, 3/4-, and 1-ton full size vans.



6578
Hub Clamp Expander Kit

- For servicing struts, ball joints, or steering knuckles with pinch bolt mounts.
- Remove most stubborn struts and ball joints with ease.
- This separator mounts in the pinch bolt holes and drives the anvil into the pinch slot, expanding the mount for easy component removal.
- Use on aluminum or cast iron pinch mounts; includes 2 dowel sizes.



4533
GM W-Body Strut Tool Kit

- Includes one T50 TORX® bit, a universal drive handle, and a double-ended socket.
- Use one end of the socket to remove/install the jounce bumper; the other end to remove/install the strut cap nut.

Works on GM W-body vehicles:

- 1988–96 Pontiac Grand Prix
- 1988–98 Olds Cutlass Supreme & Chevrolet Lumina Sedan
- 1995–99 Chevrolet Monte Carlo
- 1988–96 Buick Regal



518450
3-Knob Handle for StrutTamer Elite

- Large, easy-to-grasp knobs provide ease of spring compression when using the StrutTamer™ Elite strut spring compressor.
- Included with the 6580, 6585 and 6591. Available separately for owners of previous model No. 6070.



6587
2:1 Reduction Gearbox

- Allows a 2:1 torque compression increase when compressing struts. Fits on StrutTamer™ Extreme or StrutTamer™ HD.



7045B
Front Coil Spring Compressor

This compressor fits most late-model rear wheel drive domestic vehicles in which the coil springs are between the upper and lower control arms. The tool features four case-hardened, self-aligning plates to ensure correct load distribution under tension. Includes two 3-3/8" ID plates and two 4" ID plates. Will not work on Mercedes-Benz vehicles.



7294
MacPherson Strut Spring Hook Compressor

These devices quickly and easily compress most sizes of MacPherson strut springs. Setup is fast and simple. Compression is achieved by alternating from one assembly to another. Each device has a heat-treated alloy thrust screw (5/8"–11 x 12") with forged hooks.

SIMPLY THE MOST EFFECTIVE COMPRESSOR FOR VIRTUALLY ANY STRAIGHT, CONICAL, OR OFFSET SPRING.

- Extreme duty design to handle the heavier springs found on mid- and some full-size truck strut assemblies.
- Frame includes cross bracing at arm mount locations - standard. This eliminates frame flex when compressing heavier springs.
- 2:1 reduction gearbox - standard. Allows for a 2:1 torque compression increase when compressing struts.
- Lock rings to hold arms in position - standard. This eliminates arms from spreading or sliding when compressing offset or unique strut configurations.
- Four-point locking jaws securely hold the spring in place.
- Open-ended design means you can take the strut in and out, quickly and easily.
- The arms adjust in and out, up and down, to accept many sizes of springs. (2-1/2" to 10" diameter) (2-1/2" to 24" vertical stroke)
- Extra long 3-bar handle gives user the leverage needed to compress heavier strut springs.
- No need to change shoes for different size springs.
- Easy to transport when mounted on optional stand (No. 6592 - StrutTamer Extreme with stand; No. 6582 - stand only)



Strut Spring Coverage

2-1/2" to 10" spring diameters
2-1/2" to 24" vertical stroke range

Four-Point Locking Jaws

6591 - StrutTamer Extreme strut spring compressor. Includes 6591-1 upper arm clamps and 6587 2:1 reduction gearbox.

6592 - StrutTamer Extreme strut spring compressor. Includes 6591-1 upper arm clamps, 6587 2:1 reduction gearbox and 6582 mobile stand.

Accessories:

6591-1 - Upper Arm Clamps.
(Set of 2) For use on springs that require additional compression.

6582 - StrutTamer stand.
6587 - 2:1 Reduction Gearbox.



6592
StrutTamer Extreme with stand Height 54" (1372 mm) (36" without handle) Width 22-1/2" (572 mm) Depth 32" (813 mm)

6591
StrutTamer Extreme Height 29" (736 mm) Width 21" (533 mm) Depth 20" (508 mm)

6582
StrutTamer Stand Height 44" (1118 mm) Width 22-1/2" (572 mm) Depth 32" (813 mm)

6591-1 - Upper Arm Clamps



Note: 6591, 6592 can all be shipped UPS.

FOR PRODUCT VIDEOS VISIT



6494 Clamshell Strut Spring Compressor

Servicing MacPherson struts is convenient and affordable with this compressor. It fits a wide range of struts and requires no special adapter shoes.

- Locking pins hold the compressor jaws in place.
- Tool compresses springs of 4 in. to 9 in. O.D., with diameters of 7/16" to 11/16".
- Built to use with an impact wrench.

Note: Not to be used on conventional coil springs.



6583 StrutTamerTM Compressor Bridge Accessory

- Used to compress strut springs if technician prefers to press on the top plate of the strut rather than attaching the locking jaws to the top coils of the spring.
- Attaches to the locking jaws and is manually adjusted to bridge the strut top plate to be compressed. Lower part of spring is still held in the two lower locking jaws.



HUB GRAPPLER™



CUT SERVICE TIME DRAMATICALLY

Complete solution for servicing wheel hubs and bearings on the vehicle without removing the steering components or knuckle, eliminating unnecessary alignments or the use of a shop press.

6575 Hub Grappler™ Kit

- Jaws designed and sized to properly fit hub applications and is quickly located on the puller bar without the use of fasteners.
- 3/4" custom drive screw coupled with the special equalizer washer provides smooth operation while proprietary heat treating extends its life 5-10 longer than similar designs.
- Six adapters increase application coverage. Includes tie rod/ball joint tool and two Ford axle installers.
- Included Application Guide is the most comprehensive on the market.



6575-2 Hub Tamer™ to Grappler Update Kit

- This kit includes everything to update the previous Hub Tamer Kit to the New Hub Grappler kit.
- Includes the Hub Grappler Puller, 6 new adapters, misc. hardware and the new Hub Grappler Application Guide.

6575-2C – Same as above, also includes Hub Grappler case 6575-4.



6575-3 Hub Grappler™ Hydraulic Kit

- The Hub Grappler Hydraulic Option is an economical way to increase the performance and speed of wheel bearing and hub service.
- Kit includes a through hole 9-ton ram, OTC 2510A air/hydraulic pump, 6 ft. hose with couplers, drive screw and nut.

6575-4 Hub Grappler™ Case

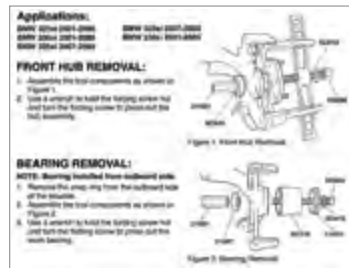
- Fits the Hub Grappler puller and adapters.





6575MAN-09 Hub Grappler™ Application Guide

- The Hub Grappler Application Guide is the most comprehensive hub and bearing service guide on the market. Developed to be the first tool used in the kit, it provides quick reference to the other tools in the kit required to do the job, eliminating guesswork and saving time.
- Comprehensive application guide includes diagrams and instructions showing how and where every adapter is used from 1996–2009.
- Application Chart references front/rear, hub/bearing removal and installation adapter part numbers based on vehicle make, model, and year.
- Application Diagrams show puller and adapters properly mounted on steering knuckle with p/n callouts, eliminating trial-and-error.



Samples of Application Diagram and Chart.



6290A Front Hub Puller for 4WD Vehicles

- For removal of the front hub assembly, necessary for wheel bearing or brake rotor service. Provides the mechanical advantage and straight pull not possible with a slide hammer.
- Will not work on trucks with dual rear wheels.

Services:

- 1988–2014 GM 1/2-ton, 3/4-ton, and 1-ton trucks, Tahoe, Suburban, and Yukon.
- 1994–2014 Dodge 3/4-ton and 1-ton Ram trucks.
- 1998–2014 Ford 3/4-ton and 1-ton trucks, Excursion.



7901 Front Hub Puller for 4WD Vehicles

This puller is required for removing a front hub assembly in 3/4- and 1-ton 4WD pickups with 8-bolt hubs. It works from 1994 to 2014 Dodge Ram and 1988 to 2014 Ford and GM.

- Fits bolt hole pattern 8 x 6.5".
- Will not work on trucks with dual rear wheels.
- Use with our No. 7703 10-lb. slide hammer for maximum pulling force.



6574 Universal Hub Puller HD with Plate

- Universal Hub Puller HD – the “Final Answer” to frozen hubs, axle shafts, and other tough pulling applications.
- Adjustable sliding puller legs can be positioned anywhere on the puller center hub for a true universal fit on wheel hubs with 5"–8"+ bolt circles.
- Pulling plate allows for quick attachment and an even pull on the popular 5 bolt hubs with 4"–5" bolt circles.
- Forged puller assembly coupled with a 1" drive screw capable of 20 tons of force.
- Drive screw approved for use with an impact gun and can be struck with a hammer.
- Additional puller legs may be added to the center hub for special applications.



6618 OTC Universal Bearing Race Puller

- Rugged puller built for many races, sleeves and bearings between 40mm and 60mm.
- Jaws designed with sharp edges for secure grip – even where vertical clearance is negligible.
- Jaws have radius for better attachment to round parts.
- Firm grip based on the adjustable clamping chain.
- Puller design avoids tilting.



6576S Dodge Hub Service Set

- Removes stubborn hubs, using 2 methods.
- First, the 6576 Hub Pressing Tool is used to press off the hub with the aid of the power steering. The tool locates spacers between the U-joint yoke and axle housing. Unique design makes this a one person operation to remove the hub with the bearing in tact.
- In the event the Hub Pressing Tool does not budge the hub, the 6577 Hub & Bearing Housing Puller is used. This may separate the bearing, but the unique dual pattern design fits both the wheel hub and bearing housing, capable of applying 20 tons of force.

6576 – Hub Pressing Tool, Fits Dodge 3/4 & 1 Ton 4WD 1994-Present applications.

6577 – Hub & Bearing Housing Puller, Fits Dodge 3/4 & 1 Ton 4WD 1994-Present applications. Also fits GM and Ford 4WD Truck hubs.



7394 Universal Hub Puller

With its adjustable sliding arms, this puller makes wheel-hub removal quick, easy, and damage free. It has maximum bolt circle of 7-1/2".

- The No. 32937 puller leg is available separately to complete the five necessary for Cadillac and Jeep hub removal.
- Includes striking wrench and puller screw.

32937 – Puller leg

6574-1 Puller Plate

- Optional Puller plate with screws for 7394.



6298 Front Hub Installer and Puller Set

Here are three tools that make front hub service easier. The universal puller removes front hubs from most FWD cars without damaging wheel bearings. The installer is used to pull the axle shaft into the front hub on Ford vehicles.

- Spare locknut works with a standard slide hammer puller and the 7208A for rear axle flanges.
- 6298 includes the No. 7208A, 7135A, and 7924A in a molded plastic case.

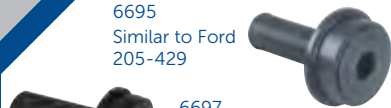
Available separately:

7208A – Hub remover to push the axle shaft from the front hub.

7135A – Installer is used to pull the axle shaft into the front hubs on Ford Taurus/Sable vehicles. Fits axle shafts with 20 mm x 1.5 thread.

7924A – Installer is used to pull the axle shaft into the front hub. Fits axle shafts with 22 mm x 1.5 thread on Ford Contour/Mystique, Probe, and Focus.

6695
Similar to Ford
205-429



6697
Similar to Ford
205-830



6698
Similar to Ford
205-831

Ford Axle Shaft Seal Installers

Correctly installs the seal onto the axle shaft and into the wheel knuckle, preventing front hub vacuum leaks that would cause the 4WD to not engage.

6695 – Ford Axle Shaft Seal Installer. Works on 1998-2004 Ford F-250, F-350, F-450, and F-550 4X4s having the vacuum-operated front axle.

6697 – Ford Axle Shaft Seal Installer. Works on 2005-newer Ford F-250, F-350, 4X4s having the vacuum-operated front axle.

6698 – Ford Axle Shaft Seal Installer. Works on 2005-newer Ford F-450, F-550, 4X4s having the vacuum-operated front axle.

8342 Hub Resurfacing Kit

- Fits your power drill to quickly sand rust off studs and mounting surfaces where it is important to have a clean and debris free surface.
- The tool features a 1/4" dia. shank and a stud clearance pilot hole that accepts up to 1/2" studs.
- Sanding pads attach with Half turn thread.
- Includes holder and five sanding discs.
- Run at speeds between 5,000 - 20,000 rpm or less for best results.



552948 – 10 pack of replacement sanding pads

6541 Pulling Hook

- This slide hammer puller attachment is used to remove seals, bearings, and other press-fit parts.
- Designed to be used with OTC No. 1155 (5 lb.) or No. 1156 (2-1/2 lb.) slide hammer, or other slide hammers having 5/8-18 threads.



27315 Pulling Hook

- This slide hammer puller attachment is used on oil seals and bearing in situations where conventional methods won't work.
- Designed to be used with OTC No. 1155 (5 lb.) or No. 1156 (2-1/2 lb.) slide hammer, or other slide hammers having 5/8-18 threads.



6578 Hub Clamp Expander Kit

- For servicing struts, ball joints, or steering knuckles with pinch bolt mounts.
- Remove most stubborn struts and ball joints with ease.
- This separator mounts in the pinch bolt holes and drives the anvil into the pinch slot, expanding the mount for easy component removal.
- Use on aluminum or cast iron pinch mounts; includes 2 dowel sizes.

1181 Multipurpose Puller Set

This assortment of puller tools gives you a wide range of job versatility. You get a 5 lb. slide hammer puller, hub puller, two sizes of OTC Grip-O-Matic® jaw-type pullers, a bearing pulling attachment, plus a cross-bar gear and pulley puller, all contained in a handy plastic storage case.

Set No. 1181 consists of:

No.	Description
1177	Slide hammer puller with a 5 lb. hammer, 2-way and 3-way heads. Reversible: either two or three jaws may be used to handle both "inside" and "outside" pulling jobs.
7208A	Front hub puller for servicing front-wheel-drive cars. Includes a spare locknut, which permits use with a No. 1177 slide hammer for rear axle flanges.
1023	2-ton combination 2- or 3-jaw Grip-O-Matic puller. Has 3-3/8" max. reach, 4-3/4" max. spread.
1027	5-ton combination 2- or 3-jaw Grip-O-Matic puller. Has 5-1/2" max. reach, 7" max. spread.
7393	Bar-type gear and pulley puller with a 5-1/2" long screw. Includes two hex head cap screws, 3/8"-16 x 3" long. Spread range: 1-1/2" to 4-1/4".
1122	Bearing pulling attachment for use with No. 1027 and No. 7393 pullers. Has 2" max spread, 1/8" min. spread.

4579 9-Way Slide Hammer Puller Set

- Pulls flange-type rear axles and most front-wheel drive hubs.
- Internal and external jaws provide a variety of combinations to pull bearings, gears and seals.
- Two- and three-way cross blocks and cone provide the perfect jaw configuration for most jobs.
- Set also includes a grip wrench adapter and a dent puller attachment for sheet metal or other unique pulling requirements.
- Designed for use with other OTC 5/8"-18 thread slide hammer attachments.
- Packaged in blow-molded case.

Similar to Ford
202-405



Similar to Ford
205-404

7932 Ford Vacuum Front Hub Release Tool Set

Here's the equipment you need to safely remove the plastic vacuum hubs on Ford pickups. Standard tools won't work for the job, but this set has special clips that slip into slots on the hub to release it.

- For use on 1998 to 2000 4WD Ranger with vacuum front hubs.



(7393)



(1177)



5 lb. Hammer in Polished Chrome Finish.





7948

Ten-way slide hammer puller set

- 2-3/8" Jaw (3 each)
- 3-3/4" Jaw (3 each)
- 6-1/2" Jaw (3 each)
- 3-Way Puller Head
- Adjusting Cone
- Hex Jam Nut, 5/16-24
- Hex Head Cap Screw, 5/16-24 x 11/8"
- 5 Lb. Hammer
- Shank and Tee Bar Assembly
- Cross Block
- Forcing Screw, 7/16-20 x 6.5"
- Puller Head
- Hex Jam Nut, 5/8-18
- Forcing Screw, 5/8-18 x 5"
- Sleeve
- Grip Wrench Adapter
- Dent Puller
- Retainer
- Self-Tapping Screw, 1/4" x 2"
- Puller Adapter
- Seal Hook
- Plastic carry/storage case



Bearing Cup Remover

Ideal for servicing hubs on today's popular front-wheel-drive small cars. The cone holds the jaws in place during pulling. Perfect for pulling internal bearing cups, seals, bushings, etc. Jaw spread: 15/16" to 3-1/4", reach to 3-1/2". Use with any slide hammer having a 5/8"-18 thread (OTC No. 1155 or No. 1156 or the No. 927 Push-Puller).

6542 - Bearing Cup Remover

7136 - Bearing Cup Remover. Similar to Ford 308-047.



Slide Hammer Rear Axle Puller

This puller will enable you to remove flange-type rear axles from most late model cars and light trucks. It works on axles having bolts and studs up to 9/16" diameter.

- Fits 4-, 5-, or 6-bolt patterns and stud circles from 4-1/4" to 5-9/16".

7372 - Rear axle pulling plate

7374 - Rear axle pulling plate with 5-lb. slide hammer assembly.



4507

Bearing Race and Seal Driver Set (10 piece)

- This aluminum constructed set permits installation of tapered bearing races and seals without damage to the component or housing.
- Tapered side of driver is used to install races. Invert the driver to the flat side to install seals.
- Set is housed in a blow-molded plastic storage case.
- Includes driver handle with bolt, plus these tool sizes: 1.565", 1.750", 1.965", 2.325", 2.470", 2.555", 2.830", 2.995", and 3.180".



4542

7-Piece Wheel Bearing Locknut Socket Set

For use with 1/2" ratchet or breaker bar. Set contains:

519097-1 - 2-3/8" hex locknut socket works on 1984-92 Ford Rangers and Bronco IIs with automatic locking hubs. Similar to Ford 205-040 (T70T-4252-B).

519097-2 - 2-9/16" rounded hex locknut socket works on 1990-93 Dodge trucks with Dana 60 manual hubs.

519097-3 - 2-1/2" hex locknut socket fits the hex nut found on rear axles and various front axle applications on light-duty trucks.

519097-4 - 2-3/4" rounded hex locknut socket works on 3/4-ton and 1-ton Ford F-250 and F-350 trucks with automatic locking hubs. Similar to Ford No. 205-349(T95T-1197-B).

519097-5 - 2-1/2" rounded hex locknut socket works on 1995-96 Ford F-150 trucks and full-sized Broncos with automatic locking hubs. Similar to Ford 205-348(T95T-1197-A).

519097-6 - 2-3/8" rounded hex locknut socket works on 1990-newer Ford Rangers, Bronco IIs, and Explorers with automatic locking hubs.

519097-7 - 55 mm hex locknut socket designed for use on front wheel adjusting nuts found on Toyota models FJ, LN, and RN.



4508

Professional Style Seal Puller

- Designed to remove oil and grease seals when servicing cars, SUVs, and light trucks without damaging the housing or bearing.
- Hook tips in two sizes and professional handle design allows removal of hard-to-get-at seals by getting under them.
- The tool is 12" long and the hook tip is double-secured (versus competitors' designs), for durability.
- An extra blade is included, and additional replacements (No. 4508-1) may be ordered.

4508-1 - Replacement blade for 4508

Similar to Ford 205-039 (T70T-4252-B)



1902

Locknut Socket - Ford

Drive 3/4" (6 pt.) 2-3/8" Hex

- This high-grade truck wheel bearing locknut sockets are made of high-strength steel and resist rounding out.
- Services 1984-92 Ford Ranger and Bronco II with automatic hubs; 1993-1997 Ford Ranger, Bronco II, and Explorer with automatic hubs.
- For manual use only, impact wrench voids warranty.

Similar to Ford 205-043 (T70T-4252-W)

Fits special "rounded" hex nut found on Dana axles of some Ford trucks. Depth of locknut sockets is 5".



1928

Locknut Socket - Ford, Dodge

Drive 3/4" (6 pt.) 2-9/16" Hex

- This high-grade truck wheel bearing locknut sockets are made of high-strength steel and resist rounding out.
- Services 1990-93 Dodge truck with Dana 60 manual hubs. 3/4" sq. drive.
- For manual use only, impact wrench voids warranty.

Fits special "rounded" hex nut found on Dana axles of some Ford trucks. Depth of locknut sockets is 5".




1936

Locknut Socket - Ford

Drive 3/4" (6 pt.) 2-3/8" Hex

- This high-grade truck wheel bearing locknut sockets are made of high-strength steel and resist rounding out.
- Services 1990-newer Ford Ranger, Bronco II, and Explorer with automatic hubs.
- For manual use only, impact wrench voids warranty.

1-11/16" x 43 mm



6006
Locknut Socket - Dodge

- Services 1994–newer Dodge 1/2-ton 4x4 pickups with Dana 44 front axle and Dana 60 axle with vacuum disconnect front axle.

6601
Locknut Socket - Ford


- Services 2003–newer Ford F-250, F-350, and F-450 Super Duty trucks with 10-1/2 inch rear axle.
 - 1/2" sq. drive.
- Similar to Ford 205-448



2-3/4" O.D.



6010



6612, 6902, 6921

6795, 6796, 6928, 6936

1/2" Drive Locknut Socket Set

- These are not light-hearted sockets; they feature a 1/2" square drive, and can be used with an extension and torque wrench for accurate tightening.
- For use on the rounded and standard hex nuts found on the most popular light-duty trucks on the road.
- Unlike the competition, these sockets are backed by the famous OTC Lifetime Marathon Warranty® against defects in materials and workmanship.

6010 - Locknut socket set Includes one each: Nos. 6612, 6795, 6796, 6902, 6921, 6928, 6936. Set includes one each of the following:

6612 - 54 mm hex locknut socket designed for use on front wheel adjusting nuts found on Toyota FJ, LN, and RN models.

6902 - 2-3/8" hex locknut socket works on 1984–92 Ford Rangers and Bronco IIs with automatic locking hubs. (Ford No. T70T-4252-B and 205-040).

6921 - 2-1/2" hex locknut socket fits hex nut found on rear axles and various front axle applications on light-duty trucks.

6795 - 2-1/2" rounded hex locknut socket. Works on 1995–96 Ford F-150 trucks and full-sized Broncos with automatic locking hubs. (Ford No. T95T-1197-A and 205-348).


6796 - 2-3/4" rounded hex locknut socket. Works on 3/4- and 1-ton Ford F-250 and F-350 trucks with automatic locking hubs. (Ford No. T95T-1197-B and 205-349).

6928 - 2-9/16" rounded hex locknut socket. Works on 1990–93 Dodge trucks with Dana 60 manual hubs.

6936 - 2-3/8" rounded hex locknut socket. Works on 1990–newer Ford Rangers, Bronco IIs, and Explorers with automatic locking hubs.

7157
Locknut Socket Ford, Dodge, GM

- Services 1993–newer Ford Ranger Bronco II and Explorer with manual hubs; 1995–96 Ford F-series 1/2-ton truck and full-size Bronco with manual hubs; 1995–newer Ford F-series 3/4-ton and 1-ton trucks with manual hubs; 1959–85 Ford F-series 1/2- and 3/4-ton trucks and full-size Bronco; 1960–90 GM 1/2-ton truck and full-size Blazer/Jimmy; 1969–89 Dodge 1/2-ton truck with manual hubs; 1969–72 International 1/2-ton truck.
 - 1/2" sq. drive.
- Similar to Ford 205-192 (T83T-1197-B)



2-1/4"

7158
Locknut Socket Ford, Dodge, GM

- Services 1985-1/2–95 Ford F-series H.D. 3/4- and 1-ton Dana 50 IFS of Dana 60 front axle; 1982–90 GM H.D. 3/4- and 1-ton trucks, 1994–newer Dodge Dana 60 with Cummins.
 - 1/2" sq. drive.
- Similar to Ford 205-D065 (D85T-1197-A)



2-1/2"

7269
Locknut Socket Ford, GM

- Services 1985–newer Ford F-series 3/4- and 1-ton trucks with Dana 80 rear axle.
 - 1/2" sq. drive.
- Similar to Ford 205-282 (T88T-4252-A) Kent Moore J-42855



2-3/4"

7612
Locknut Socket Toyota


- 54 mm hex socket fits front wheel bearing adjusting nut of Toyota FJ, LN, and RN. Has 1/2" square drive end, permitting use of a torque wrench.
- 1/2" sq. drive.



2-1/8" x 54 mm

7698
Locknut Socket Suzuki, Honda, Jeep

- Services 1988–1995 Isuzu Trooper, Rodeo, Amigo, and pickup; 1989–1995 Honda Passport; Jeep J20 pickups with Dana 60 axle.
- 1/2" sq. drive.



2-1/4"

7795
Locknut Socket Ford


- Services 1995–1996 Ford F-series 1/2-ton trucks and full-size Bronco with automatic hubs.
 - 1/2" sq. drive.
- Similar to Ford 205-348 (T95T-1197-A)



2-1/2"

7796
Locknut Socket Ford

- Services 1995–1998 Ford F-series 3/4- and 1-ton trucks with automatic hubs.
 - 1/2" sq. drive.
- Similar to Ford 205-349 (T95T-1197-B)



2-3/4"

7913
Locknut Socket Suzuki, Geo

- Used to remove and install locknut on 1997–2000 Suzuki Samurai and Geo Tracker front hubs.
- Similar to Kent-Moore J-42119



7941
Locknut Socket Toyota


- Specially designed to fit 4WD lock-out hubs on Toyota's 1995–2002 Tacoma, and 1996–2002 T100 and 4Runner.
 - 1/2" sq. drive.
- Similar to Toyota 09318-12010-01.



2.366 center to center on pins

7090A
Locknut Socket Ford, GM

- Services 1978–84 Ford F-series H.D. 3/4- and 1-ton 4WD trucks; 1973–81 GM 3/4- and 1-ton 4WD trucks.
 - 1/2" sq. drive.
- Similar to Ford 205-D001 (D78T-1197-A)



2-5/8"

7270A
Locknut Socket Ford, Dodge

- Services 1984–92 Ford Ranger and Bronco II with manual hubs; 1986–95 Ford F-series 1/2-ton truck; full size Bronco with Dana 44 front axle; 1990–93 Dodge trucks with Dana 44 automatic hubs.
 - 1/2" sq. drive.
- Similar to Ford 205-244 (T86T-1197-AR)



2-3/8"




BRAKE

Brake Pad Gauge, Brake Fluid Tester & Brake Pressure Tests	74
Brake Drum and Rotor Puller, Brake Caliper Tools, Disc Brake Tools & Brake Spring Tools	75
Brake Flaring Tools, Tubing Cutters & Deburring Tools	76
Brake Caliper Tools,	77
Flare Nut Locking Plier	77
Vacuum Brake Bleeder, Vacuum Pump & Tube Bending Tools	78
Ball Hone Set	79

WHEEL & TIRE

Tire Bead Seater	80
Tire Spoons	81
Hands Free Air Chuck, Tire Bead Breaker	82
Tire Spoon Holding Pliers, Hub Cap Removal Tool	83
Tire Pressure Monitoring System & Wheel Dollies	84



SPEED UP YOUR INSPECTION PROCESS.

6596 Brake Pad Gauge

- The 6596 Brake Pad Gauge allows for a definitive measurement of brake pads to determine remaining life.
- Unique design allows for measurement on the vehicle without the removal of any components in most cases (wheel assembly or brake caliper).
- Quick reference of brake pad condition via color code scale.

Barrel Measurement	Quick Reference Color	Brake Pad Condition
8 mm or more	Green	No replacement necessary
3 mm to 8 mm	Yellow	Suggest replacement soon
0 mm to 3 mm	Red	Recommend replacement



3890 Brake Fluid Safety Meter

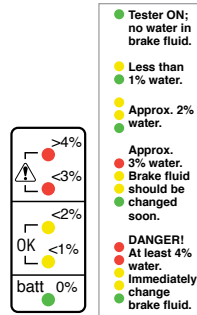
Water can enter a brake system through microscopic holes anywhere in the system. Once inside, it can cause corrosion in system components...it can vaporize under the high heat conditions of hard braking situations...it can cause dangerous degradation of your customer's ability to stop safely! The No. 3890 can diagnose a brake system in under a minute. It actually boils a small sample of brake fluid in the reservoir to test for water contamination.

- Powered by the vehicle battery; won't operate if connected to the wrong polarity.
- On-screen prompts lead you quickly through testing.
- You'll find the minimum boiling (vaporizing) point along with minimum recommended levels for various types of brake fluid.
- Works on DOT 3, DOT 4, and DOT 5.1 fluids.
- No consumable test strips; buy this tool and test every vehicle that comes into your shop.

Specifications:

Accuracy at 212°–356°F...1% typical, 3% max.
Accuracy above 356°F...3% typical, 5% max.
Testing Time...15–60 seconds
Operating Temp Range...32°–122°F

CHECK CONDITION OF BRAKE FLUID IN LESS THAN A MINUTE



Brake Fluid Tester

- Tester determines quality of brake fluid.
- One battery included: 1.5V AAA.

1. Remove cap from brake fluid reservoir.
 2. Remove probe cap from brake fluid tester.
 3. Press power button on top of tester. Green LED lights up.
 4. Dip entire length of metal probes into brake fluid.
 5. After one second, match color of LEDs with color chart to determine brake fluid quality.
- Tester automatically powers off after twelve seconds of inactivity.



4598-DOT3



4598-DOT4

4598-DOT3 – Tester calibrated with DOT 3 fluid.

4598-DOT4 – Tester calibrated with DOT 4 fluid.

7488A

Brake Pressure Test Kit

- Complete set of fittings and gauges for pressure testing ABS and conventional brake systems on Chrysler, Ford, GM, Jeep, and import vehicles.

Kit contains:

Two 0–3,000 psi gauges, 16 adapter fittings, two Bosch ABS adapters, one Teves/Delco Powermaster III adapter, one Ford (Teves) adapter, one 90° elbow fitting, one 45° elbow fitting, bleeder, organizer case and instructions.

7486 – Gauge Assembly, 0–3000 PSI (1 only).



3490

Multi-Application Digital Pressure and Temperature Analyzer

Combining the functions of vacuum, oil pressure, hydraulic system pressure, fuel pressure, transmission pressure, compression, and air conditioning—all in one!

Deluxe digital pressure/temperature analyzer with four pressure input receptacles and protective boot. Set includes (500 psi) transducer, 12' cable, 8-1/2" hose, bead-type temperature probe, assorted fittings, plastic storage case, instruction manual.

Accessory:

3491-01 – 500 psi transducer.

3491-02 – 5,000 psi transducer. (not included in 3490) Required for ABS and power steering pressure readings.

3491-11 – 6' cable

3491-12 – 12' cable

3491-13 – 20' cable





**6980
Brake Drum and Rotor Puller**

- Handles large components such as brake drums, rotors, drive wheels, gears, flywheels, and pulleys.
- One person can easily set the tool in place and use for tough pulls even where there is little access to insert the jaws.
- Spread to 12-3/4" and 5" of reach.
- 7-tons of force, yet weighs less than 10 pounds.
- Can be used with air tools to reduce time and fatigue.



**4589
Disc Brake Piston Tool**

- This "cube" tool rotates pistons back into brake calipers when replacing brake pads on vehicles with rear wheel disc brakes.
- Tool has 3/8" square drive, provides six drive pin configurations to fit most cars and light trucks. This updated version fits more applications than many competitors' tools.



**7317A
Disc Park Brake Caliper Tool Kit**

Includes caliper piston adapter from 1-1/2" to 2-1/2" to service most Audi, Chrysler, Ford, GM, Honda, Jaguar, Mazda, Mitsubishi, Nissan, Saturn, Subaru, Toyota, VW, Volvo, Saab vehicles with 4 wheel disc brakes.



**6093
Disc Brake Pad Spreader**

- Can be used on or off the vehicle during brake pad replacement to push the piston back into the caliper. Thick pushing plate (3/16") and wide, threaded collars are designed for heavy-duty applications.
- Works on single and dual piston calipers.
- Slotted plate design provides universal fit on dual piston caliper applications.



Similar to Ford 206-D001

**7034
Disc Brake Pad Spreader**

- For use on all standard and four-piston caliper disc brakes.
- Retracts piston and holds pads snugly in place for easy assembly of caliper over rotor.
- An extremely rugged tool that's easy to use.

**4743
Motorcycle Brake Caliper Spreader**

- Compresses the brake pistons on most style calipers for easy pad replacement.
- Fits all front and some rear disc brakes.
- Range: .25" (5 mm) to 2.25" (58 mm). Works on all automotive applications in this range.



6703-3

6703-2

6703-1

**6703
Line Fluid Stopper Kit**

- Stop messy fluid leaks and prevent contamination during service.
- Kit seals all types of rubber and steel line found on fuel, brakes, AC, power steering and transmission system.
- Includes two banjo style fitting stoppers, two steel line stoppers, six line plugs, a line disconnect tool, and a long reach line pinch-off tool for hard-to-reach hoses.



- 6703-1** – Banjo Line Fluid Stoppers, 2 pk.
- 6703-2** – Steel Line Fluid Stoppers, 2 pk.
- 6703-3** – Line Plug Fluid Stoppers, 6 pk.

**4799
Brake Piston Removal Locking Pliers**

This specially designed locking pliers allows the removal of brake caliper pistons during service or rebuild. The pliers is simply clamped into the I.D. of the caliper piston allowing it to be pulled out of the caliper. Range; 5/8" to 2-1/4" diameter pistons.



**FOR PRODUCT
VIDEOS VISIT
OTCTOOLS.COM**





6514
Mini Tubing Cutter

- Works on tubing sizes 1/8" to 5/8" O.D. (3 mm to 16 mm).
- Easily cuts copper, brass, aluminum, and steel brake lines in hard-to-reach places.
- Ream folds onto cutter body for storage.
- Extra cutting wheel stored under ream.



6512
Heavy-Duty Tubing Cutter

- Works on tubing sizes 1/8" to 1-1/8" O.D. (3 mm to 29 mm).
- Easily cuts copper, brass, aluminum, and steel brake lines.
- Ream folds onto cutter body for storage.
- Extra cutting wheel stored under ream.



42040
Single Blade Deburring Tool

This handy tool removes internal burrs in copper tubing. It features a high-speed steel, blade, aluminum handle, and pocket clip. Tubing size is unlimited.



13162
Deburring Tool

Quickly deburrs aluminum, copper, and steel tubing, and can work on any size tubing. It's made with a high-speed, steel blade and a durable aluminum handle. Three spare blades store in the handle.



4503
Double Flaring Tool Kit

- Designed for double or single flare in copper, aluminum, soft steel brake line, and brass tubing (to 45 degrees).
- Includes five adapters 3/16" through 1/2" (4.8 mm through 12.7 mm).
- Chrome swivel, made of alloy steel, reduces friction. Forged yoke made of heat-treated steel. Housed in a blow-molded storage case.



4504
Bubble (I.S.O.) Flaring Tool Kit

- Designed for crack-free bubble flares on soft steel tubing used in automotive brake systems.
- Includes four dies: 4.75, 6, 8, and 10 mm adapters.
- Forged steel yoke, flaring bar, and all the adapters needed for ISO bubble flaring.
- The most economical "Bubble" flare tool to date. Housed in a blow-molded storage case.



6503
Double Flaring Tool Set with Cutter

- Designed for steel brake lines where double flaring is required.
- Also performs 45° single flares on 3/16", 1/4", 3/8", 7/16", 1/2", and 5/8" copper, aluminum, brass, and magnesium tubing.
- Includes the No. 6514 tubing cutter and adapters for double flaring 3/16", 1/4", 5/16", 3/8", and 1/2" tubing.
- Housed in a plastic blow-molded case.



6504
Bubble (I.S.O.) Flaring Tool Set with Cutter

- Designed for metric, steel brake lines where an ISO or bubble flare is required.
- Includes the No. 6514 tubing cutter and adapters for 4.75 mm, 6 mm, 8 mm, and 10 mm tubing.
- Housed in a plastic blow-molded case.



6506
Metric Double Flaring Tool Set with Cutter

- Designed for metric, steel brake lines where double flaring is required.
- Also performs 45° single flares on 4 mm, 4.75 mm, 6 mm, 8 mm, 10 mm, 12 mm, and 14 mm copper, aluminum, brass, and magnesium tubing.
- Includes the No. 6514 tubing cutter and adapters for double flaring 4 mm, 4.75 mm, 6 mm, 8 mm, and 10 mm tubing.
- Housed in a plastic blow-molded case.



6502
Master Brake Flaring Tool Kit

- Covers Single, Double, and Bubble type flares:
- Single Flare Standard Lines 3/16" – 1/2".
 - Single Flare Metric Lines 4mm – 14mm.
 - Double Flare Standard Lines 3/16" – 1/2".
 - Double Flare Metric Lines 4mm – 10mm.
 - Bubble Flare Standard Lines 3/16" – 1/2".
 - Bubble Flare Metric Lines 4.75mm – 10mm.
 - Kit contains flaring bar, arbor press, adapters, tube cutter, deburring tool, all in a hard case.



6516
Brake Tool Set (8 piece)

- Set contains the most popular brake tools for servicing drum brakes on many import and domestic vehicles.
- Includes three different brake spoons to adjust most brake drums, five different brake spring tools that will service most drum brakes.



4590
Brake Spring Pliers and Claw

- Effectively removes and replaces shoe return springs of drum brakes on domestic cars and trucks. Thin, narrow point provides straight, in-line pull on spring.
- Robust handle provides powerful leverage. Double-ended design. Plated steel resists corrosion.



4591
Brake Spring Compressor Tool

- Provides leverage to remove and install stubborn hold down springs of drum brakes on cars and light trucks.
- Special beveled cup end and notched design grips the retaining washers (11/16" to 7/8") used to hold the springs in place. Comfortable handle and knurled base for solid gripping.




Similar to Ford 206-008

7456
Ford Brake Spring Tool

The hold-down springs on rear brake drums can now be easily removed or installed with the help of this tool – without causing damage or injuries.

- For use on 1967 to 2004 3/4- and 1-ton pickups and vans.



Similar to Ford 206-D004

7299
Ford Caliper Pin Remover


This is the damage-free way to remove brake caliper pins on 1986 to '88 Aerostar, Bronco, and E- and F-series pickups; 1983 to '88 Ranger; and 1984 to '88 Bronco II.



7499
Ford Disc Brake Caliper Pin Remover

Forget those makeshift methods of disc brake caliper pin removal. With one of these tools, you can handle jobs on a variety of light-duty Ford models.

- For use on 1989 to 1996 Aerostar, Bronco, Ranger, E- and F-series pickups; 1989 to '91 Bronco II; and 1991 to 1995 Explorer.



7661
Caliper Hanger Set

These hangers are designed to hold brake calipers out of your way during brake, bearing, suspension, or axle work. In doing so, they make the jobs easier and faster, and reduce possible brake hose damage.



7302-2

7302
Brake Caliper Pin/Bolt Remover Set

- Allows for removal of inboard facing pins or bolts to be removed from the outboard side of the brake caliper or vehicle component.
- For caliper pin removal, simply back the pin bolt out half way and place the tool over the bolt shank to strike against the bolt head.
- Fits all sizes of pins or bolt shanks ranging from 1/4" (6mm) to 5/8" (16mm).

Set includes

7302-1 – A striking version.

7302-2 – Air hammer adapter.



6720
Flare Nut Locking Plier Set (3 pcs.)

- Designed for use on new or damaged flare nuts that have been rounded or rusty.
- Fits Standard or Metric nuts and bolts.
- Angled jaws allow for clearance around frames and bulkheads.

6720-1 – Covers 1/4" to 5/16" (6mm to 8mm).

6720-2 – Covers 3/8" to 7/16" (9mm to 11mm).

6720-3 – Covers 1/2" to 5/8" (12mm to 16mm).



6720-4
Flare Nut Locking Plier

- Designed for use on new or damaged flare nuts that have been rounded or rusty.
- Fits Standard or Metric nuts and bolts.
- Angled jaws allow for clearance around frames and bulkheads.
- Covers sizes 11/16" to 7/8" (17mm to 22mm).



6722
Brake Spring Locking Plier

- Designed to compress parking brake springs and hold them in a compressed position while servicing the brake cable or other brake components.
- Ford and Dodge applications.

BRAKE SERVICE AUTOMOTIVE SPECIALTY TOOLS



4403 Tubing Bender

- For 3/16" and 1/4" dia. tubing.
- Can bend up to 180+ degrees.
- Quick release handle to easily remove tubing from bender.
- Sturdy steel construction.



4404 Tubing Bender

- For 5/16" and 3/8" dia. tubing.
- Can bend up to 180+ degrees.
- Quick release handle to easily remove tubing from bender.
- Sturdy steel construction.



18548 Four-In-One Tube Bender

Effortlessly bends four different sizes of soft or annealed tubing without crimping, flattening, or scratching. Calibration allows duplication of any angle. Handles are 8-1/2" long, so extensions are not needed, and glass/plastic construction combines strength with lightweight durability.



6515 3-in-1 180° Tubing Bender

- Capable of making 180° bends in copper, brass, aluminum, and steel tubing.
- Just one tool works on three sizes of tubing: 1/4", 5/16" and 3/8".



7559A Deluxe Vacuum Pump

This pump kit is designed for vacuum testing, brake bleeding, and fluid transfer. With this kit, one person can quickly and cleanly bleed brake and hydraulic clutch systems, actuate vacuum switches (VOES), as well as get answers to numerous diagnostic and mechanical problems.

Kit includes:

- Precision-made repairable vacuum pump with 360° gauge rotation for improved visibility.
 - Pumps up to 1 cubic inch (16cc) per stroke.
 - Develops and maintains up to 25" of vacuum.
- 4-1/2 oz. Reservoir jar with fluid transfer and storage lid.
- Two – 2 ft. long, 1/4" ID hoses.
- Rubber cup adapter.
- Two universal bleed screw adapters.
- Vacuum "T" adapter.
- Automotive test and bleed adapters.
- User manual (English, Spanish, French).



8104 Vacuum Brake Bleeder

This one man brake bleeding system allows for fast and efficient vacuum brake bleeding. Universal rubber fitting holds securely on brake bleeder screw. Attach shop air and use the quick release trigger for on-demand vacuum and hands free operation. Compact size and 17 oz. (500ml) capacity.

8106 Master Cylinder Auto Filler

- Automatically refills the brake fluid reservoir during brake bleeding.
- Base plate retaining clip provides positive attachment to all master cylinder reservoir types.
- Positive venting system supplies unbroken, continual fluid flow.
- Height adjustment allows user to maintain correct fluid level on all reservoir types.
- On/Off tap allows installation and storage without drips or spills.
- Suitable for use on any level controlled re-filling application (eg clutches).

8104-SET Brake Bleeder with Auto Filler Set

Includes both the 8104 and 8106.



4401 Tube Bending Pliers

- Bends tubing from the side allowing for use in limited access areas.
- 3/16" and 1/4" dia. tubing.



One-Man Brake Bleeder Hose

- Removes air from brake system, one wheel at a time, and eliminates the need for an assistant.
- Hose easily attaches to bleeder screw, which holds hose in place and prevents leaking.
- Check valve on end of hose prevents air from entering brake system when pumping brake pedal.

4599 – One-man brake bleeder hose, one only.

4809 – One-man brake bleeder hose, set of four. Do all the wheels at the same time. Includes four of the No. 4599.





8101

8100

Fluid Evacuation/Brake Bleeding Tools

- Use to bleed brake systems and remove a variety of fluid from vehicles, such as antifreeze, oil, transmission fluid, gear lube, etc.
- Quick connect locking hose adapters and ball-style on/off valve on hose prevent fluid leakage.
- Equipped with a relief valve to prevent over-pressurizing the tank.

8100 – Operates by shop air or a hand pump; shipped complete with a brake bleeding hose, fluid evacuation hose, and two suction hoses (6 mm and 7 mm); 10-liter capacity tank.

8101 – Operates with shop air; shipped with a brake bleeding hose and fluid evacuation hose; 6-liter capacity tank.

8101-SET Brake Bleeder/Fluid Evac. with Auto Filler Set

Includes both the 8101 and 8106.




4546 Steering Wheel Holder & Pedal Depressor Kit

- This kit has two applications: 1) holds steering wheel in position for alignment adjustments, and 2) depresses brake pedal for various brake checks, including brake lamp operation.
- Rod easily slides in actuator for fast, easy installation of tool on brake pedal or steering wheel. Simply hand squeeze the actuator to accomplish fine adjustments.
- Kit includes: actuator assembly; extension rod for actuator (use when depressing brake pedal); hook assembly (hooks on steering wheel when depressing brake pedal or holding steering wheel); and flat pad (rests on front seal when holding steering wheel).

4546-1 – Handle and Rod.

4546-2 – Steering wheel and pedal holder.



7011 Ball Hone Set, 10 piece

- Ball Hones can be used for refinishing and resizing bores such as found in brake calipers, engine lifters, and u-joint yokes. Also useful for any bearing or bushing application.
- All hones are 180 grit Silicone Carbide for excellent cutting and finish.



Similar to Kent-Moore J-35856

7853 ABS Brake Proportioning Valve Depressor

The proportioning valve depressor works on various GM utility vehicles, vans, and pickups fitted with Kelsey Hayes anti-lock brake systems. It also works on rear-wheel anti-lock brakes.

- Two depressors work best for four-wheel anti-lock systems.




8330

8330-RP

8330 Resurfacing Grinder – Medium

- Cleans dirt, rust, and corrosion from many surfaces including hubs, rotors, inside wheel edges, and other large surface areas.
- Can resurface up to 400 hubs before replacement of media is required.
- Recommended for up to 1500 RPM.

8330-RP – Two replacement discs for 8330.



Similar to Kent-Moore J-39495

7639 GM W-Body Brake Bushing Service Set

Here's the complete set for servicing seized disc-brakerear-caliper slides on GM W-body cars. It includes a bushing driver, 180 grit hone, and a 1-1/4" diameter wire brush.

- For use on 1988 to 1993 Buick Regal, Oldsmobile Cutlass Supreme, Pontiac Grand Prix; 1990 to 1993 Chevrolet Lumina sedan.


Tool No.	Size
7011-1	.375" 10 mm
7011-2	.500" 13 mm
7011-3	.625" 16 mm
7011-4	.750" 19 mm
7011-5	.875" 22 mm
7011-6	1.00" 25 mm
7011-8	1.25" 32 mm
7011-10	1.50" 38 mm
7011-12	1.75" 44 mm
7011-14	2.00" 51 mm

6135 Universal Brake Caliper Socket Set (9 Piece)

Set includes one each of the following:



No.	Size	sq. drive
6107	T40	3/8"
6108	T45	3/8"
6110	T50	3/8"
6112	T60	3/8"
6165	1/4"	3/8"
6167	3/8"	3/8"
6175	7 mm	3/8"
6176	8 mm	3/8"
6177	10 mm	3/8"



WHEEL & TIRE SERVICE AUTOMOTIVE SPECIALTY TOOLS

5789-PACK Tire Service Display

Includes 23 popular tools for changing a tire:



Part Number	Qty
5716	1
5720	1
5724	1
5728	1
5729	1
5731	1
5732	1
5733	1
5735-35	2
5735-42	2
5735-42K	1
5736-24	1
5736-30	1
5737-30	1
5739-24	1
5739-30	1
5758	2
5047LP	1
5789ID-520	1
5789ID-1032	1
5700-DISPLAY	1

5700-DISPLAY HAMMER & TIRE SERVICE DISPLAY RACK

- Designed to display various products in the framed rack, complete with removable rear sign holder.
- Sturdy display framed with heavy 5/16" rod with heavy steel base eliminates tipping.
- Black powder coat finish for a rust free, durable finish.
- Contains 2" x 2" = 52 slots and 2" x 4" = 6 slots.
- Includes 4 side hooks (not pictured).
- Assembled dimensions; W 18.5", D 19", H 44".
- Weighs approx. 35 lbs.



5700A Accessory Tire Bead Seater

- Provides the ability to control the blast with both hands firmly on the nozzle assembly, increasing effectiveness and safety.
- Includes all the fittings to adapt the hose to most surge tanks found on tire changers. A tank hook is also included to hang the nozzle when not in use.
- Long 6-1/2' hose will reach all positions on the tire.



5702 Tire Bead Seater

The 5702 OTC Tire Bead Seater provides many of the great features of it's 5713 big brother, at a more economical price!

- The trigger style discharge valve allows for optimum airflow control while allowing both hands to firmly hold the tank/valve assembly, critical for effective and safe use.
- Unique nozzle design significantly reduces "blowback recoil" and contains discharge holes strategically placed for optimum inflation of a wide range of tire sizes and wheel diameters.
- Inline design allows for a comfortable distance from the tire and wheel while seating.
- ASME approved 2-gallon tank with inlet valve, pressure gauge, and relief pressure valve for safety.



5715 Tire Spoon Rack

- Designed to hold OTC Tire Spoons by the handle upset.
- Also holds tools with 3/4" or smaller diameter shafts.
- Can be hung on end of tool box or mounted to the wall via holes on 16" center.



5727 Sliding Bead Breaker

- The 5727 Sliding Bead Breaker has a split head, unique wedge design and slide hammer to reduce bead friction. Foot loops and tipping slots provide leverage and ease of transferring force to the tire.
- Sliding Bead Breaker, 47" extends to 81", 21 lbs.



5713 Tire Bead Seater

The Tire Bead Seater is used when a tire, new or used, is mounted on a wheel and the tire bead does not touch both sides of the wheel, making inflation possible. The air trigger on this tool expels a tremendous burst of air that inflates the tire to seat it to the wheel rim. This allows the tire to be inflated to the recommended pressure through the tire valve.



- The Tire Bead Seater is equipped with unique configurations that enhance ease of use, productivity and safety for technicians looking to get the job done right every time.
- Unlike other options out there, the Tire Bead Seater's ASME certified 13-gallon tank is designed with a nozzle and valve connected via hose assembly, giving the user more control rather than requiring them to hold the weight of the tank.
- The trigger style discharge valve allows for optimum airflow control while allowing both hands to firmly hold the nozzle/valve assembly, critical for effective and safe use. Wheels and handle function in either the vertical or horizontal position for easy mobility and storage.
- Unique nozzle design significantly reduces "blowback recoil" and contains discharge holes strategically placed for optimum inflation of a wide range of the tire sizes and wheel diameters.
- Air valve included for filling tank, which also provides compressed air for filling the tire while seating the bead, optimum for on-the-road service.



Convex Slip Head - Unique "Convex Slip Head" curved design allows the spoon to slide easily into the tire bead while the spoon bump limits the depth for quick-and-easy operation.



Grip grooves - Eliminate spoon slippage on the wheel rim while mounting or demounting the tire. The grooves also limit the depth of the spoon to help eliminate pinching tire tube applications.

5716 HD Sliding Tire Spoon 38" extends to 52", 3/4" diameter. Inner slide bar provides hammer action to easily insert and remove the spoon.



5716G HD Sliding Tire Spoon with Grip Grooves 38" extends to 52", 3/4" diameter. Inner slide bar provides hammer action to easily insert and remove the spoon.



5720 Sliding Dual Tire Spoon 35" and 3/4" diameter. Unique configuration provides mount and demount heads on either end with the aid of a slide hammer mounted mid bar, allowing for hammering either end in or out of the tire bead. Twist-lock feature locks 3.5 lb. slide weight in position.



5724 Extending Tire Spoon 22" extends to 34", 3/4" diameter. Twist-lock feature allows the spoon to be extended to any length and locked into position with a twist of the collar.



5734-18 Tire Machine Spoon, Double End, 18" Has a curved end and a bent tip end for starting the bead on a tire changing machine.



5734-18G Tire Machine Spoon, Double End with Grip Grooves, 18" Has a curved end and a bent tip end for starting the bead on a tire changing machine.



5735-18 Double End Curved & Flat Tip Curved Tire Spoon, 18" Double end curved tire spoon. Handle knob enables easier spoon pick up. 3/4" diameter.



5735-18G Double End Tire Spoon with Grip Grooves, 18" Double end curved tire spoon. Handle knob enables easier spoon pick up. 3/4" diameter.



5735-35 Double End Curved & Flat Tip Curved Tire Spoon, 35" Double end curved tire spoon. Handle knob enables easier spoon pick up. 3/4" diameter.



5735-35G Double End Tire Spoon with Grip Grooves, 35" Double end curved tire spoon. Handle knob enables easier spoon pick up. 3/4" diameter.



5735-42 Double End Curved & Flat Tip Curved Tire Spoon, 42" Same great design as the original double end mount/demount tire spoon, but in a 42" length for added leverage. 3/4" diameter.



5735-42K Double End Tire Spoon with Kick Start, 42" Includes kick loops to allow the spoon to be forced into tight bead locations with the help of foot pressure. 3/4" diameter.



5736-18 Curved Tire Spoon, 18" Handle knob enables easier spoon pick up. 3/4" diameter.



5736-18G Curved Tire Spoon with Grip Grooves, 18" Handle knob enables easier spoon pick up. 3/4" diameter.



5736-24 Curved Tire Spoon, 24" Handle knob enables easier spoon pick up. 3/4" diameter.



5736-24G Curved Tire Spoon with Grip Grooves, 24" Handle knob enables easier spoon pick up. 3/4" diameter.




5736-30 Curved Tire Spoon, 30" Handle knob enables easier spoon pick up. 3/4" diameter.



5737-30 Flat Tip Curved Tire Spoon, 30" Handle knob enables easier spoon pick up. 3/4" diameter.



5739-24 Curved Shank Tire Spoon, 24" The curved shank allows improved access for the spoon head around the tire bead or wheel rim. Handle knob enables easier spoon pick up. 3/4" diameter.



5739-30 Curved Shank Tire Spoon, 30" The curved shank allows improved access for the spoon head around the tire bead or wheel rim. Handle knob enables easier spoon pick up. 3/4" diameter.



WHEEL & TIRE SERVICE AUTOMOTIVE SPECIALTY TOOLS



5789ID-1032

5789ID-520

Tire Service Hammers, Indestructible Handle

- Indestructible handle - never needs replacement!
- Ergonomic rubber grip handle reinforced with steel bars resists breaking while absorbing impact and vibration.
- Drop-forged head is induction-hardened for long life, and contains steel locking plates that are specially bonded to ensure the head never becomes loose.
 - Use top hook as a wheel tipper; sledge end hook to drag tire into position.
 - Bead breaking wedge has grooves and a convex shape to help drive tire lube into the bead.

5789ID-520 - 5 lb. head, handle length 20", total weight 7.3 lbs.

5789ID-1032 - 10 lb. head, handle length 32", total weight 14.4 lbs.



5729 Inside Dual Wheel Bead Breaker

- Breaks the inner bead on the outside tire without removing the wheel from the truck.
- Unique design places pressure in the exact location required to quickly and easily break the inner bead.
- Simply pull up on the handle and the bead is forced off the wheel rim.



5747 Tire Valve Stem Punch Kit

- Quickly and easily remove old valve stems from a wheel with a swing of a hammer.
- Simply place the punch tip on the inside of the valve stem and strike the punch to force the old valve stem out of the wheel.
- The unique punch tip is heat treated and shaped to remove all types of valve stems, including 10mm nickel plated, steel, and brass valve stems.
- Includes hand protecting grip with interchangeable 5" and 8" punch adapters for car and truck wheel applications.



5752 Wheel Loader & Tipper

- The new ergonomic wheel loader and tipper integrates two very helpful tools into one.
- The wheel loader feature allows a technician to lift various sizes and types of wheels and tires in and out of a truck bed.
- The wheel tipper feature allows the technician to flip a wheel over during tire service, or just tip up a wheel and tire to move.
- Both of these features allow the technician to easily and safely service wheels by eliminating the need to bend over to lift, dramatically reducing the risk of back injury.
- Works on steel or aluminum wheels, inflated or deflated.



5750 Wheel Tipper

- This ergonomic wheel tipper allows the technician to flip a wheel over during tire service, or just tip up a wheel and tire to move.
- Allows the technician to easily and safely service wheels by eliminating the need to bend over to lift, dramatically reducing the risk of back injury.
- Works on steel or aluminum wheels, inflated or deflated.



5728 Tire Bead Breaker

- Unique head is designed to provide a large striking area for all angles, while providing the mass needed to break the tire bead.
- This design puts the force exactly where it's required and eliminates the possibility of accidentally hitting the wheel, problems typically encountered while using larger swing hammer style bead breakers.



5745 Hands Free Air Chuck

- Perfect for applications where the tire valve is facing the floor while seating the tire bead, such as most dual wheel configurations.
- Hooks on the top bead seat of the wheel and the spring pressure holds the chuck on the tire valve pointing to the opposite side.
- Ball valve included to allow inflation only when needed.



5047LP Lug Nut Cap Remover Locking Pliers

- Designed to remove lug nut caps found on heavy duty truck and trailers quickly and easily without damage. Caps can be easily damaged by prying or using standard cap removers.
- Locking plier design with specially coated jaws apply maximum grip on the lug nut caps without damage.

5047 Lug Nut Cap Remover

- Chrome-plated lug nut caps found on many heavy-duty trucks and trailers can be tough to remove, and they're easily damaged if you pry them off or use an ordinary cap remover. This tool avoids those problems. It is ruggedly built and features specially coated jaws that won't slip off the caps, no matter how much squeezing force you apply.
- Features cushioned handles.





5731

Tire Bead Locking Pliers

- Prevents the tire from slipping while mounting the top bead.
- Quick and easy universal clamping design.
- Rugged rubber coated jaw to protect wheel finish.
- Prevents tire from contacting costly TPM Sensors.



5732

Tire Spoon Holding Pliers

- Tire Spoon Holding Pliers is the 3rd hand needed to ease mounting and demounting of tires with tire spoons.
- Quick and easy universal clamping design.
- Rugged rubber coated jaw to protect wheel finish.



5733

Tire Bead Wedge Pliers

- Tire Bead Wedge Pliers keeps the tire in the bead drop area to ease mounting and demounting of larger truck and agricultural tires.
- Quick and easy universal clamping design.
- Rugged rubber coated jaw to protect wheel finish.



4771

Motorcycle Tire Bead Alignment Tool

This aluminum tool will hold a tire bead into the drop center of the wheel when changing the tire or installing an inner tube. The nylon thumbscrew will not damage the wheel finish.



5776

Preset Torque Wrench Set;

These color coded click torque wrenches are pre-set to the most common lug nut torque settings, making them perfect for tire shops.

- No need for adjustments
 - Durable satin finish
 - 1/2" Drive, 36 tooth
 - Quick release ratchet head
 - Perfect for Wheel / Tire shop
 - Accuracy better than $\pm 3\%$ CW
- Sold Individually:

5776-1 – Preset Torque Wrench, 1/2" 65 lb-ft

5776-2 – Preset Torque Wrench, 1/2" 80 lb-ft

5776-3 – Preset Torque Wrench, 1/2" 100 lb-ft

5776-4 – Preset Torque Wrench, 1/2" 120 lb-ft


5776-5 – Preset Torque Wrench, 1/2" 140 lb-ft



4777

Motorcycle Tire Bead Holding Tool, Long

This tool allows the tire bead to be held in the drop center of the wheel when changing the tire or installing an inner tube. The slot slides over the spoke and the opposite end is depressed to push the tire into position. For use on wheels with 1 5/8" maximum side profile height.



4775

Motorcycle Tire Bead Holding Tool, Std.

This tool allows the tire bead to be held in the drop center of the wheel when changing the tire or installing an inner tube. The slot slides over the spoke and the opposite end is depressed to push the tire into position. For use on wheels with 3/4" maximum side profile height.



5758

Hub Cap Removal Tool

- Unique slide hammer design eliminates prying against the wheel finish and potential scratches.
- Opposite end has a rubber bumper used to re-install cap with a simple tab.



4750

Tire Valve Installer/Remover Tool

This 14" steel tire valve tool includes a stepped rubber sleeve that can be positioned on the handle for optimum pulling angle of the valve, while protecting the wheel finish. Removes and installs snap-in style tire valves.



5744

TPMS Tire Deflator/Locator;

- Evacuates air from the tire without removing the valve core.
- Tire location is marked on the color coded deflators so TPMS sensors can be replaced to the original location, eliminating the need for resetting.



7248

C-Frame Press

- The C-Frame used in conjunction with OTC Ball Joint Adapters. Can also be used for removing/installing; universal joints with needle bearings, pressed in wheel studs, and brake anchor pins on heavy-duty vehicles. Suitable for general pressing operations.



4770

Motorcycle/ATV Tire Spoon with Grip

This 13" curved tip tire spoon is strong yet comfortable to use with the form fit hand grip. The rounded head prevents puncturing the tube.



4769

Motorcycle/ATV Wheel Rim Protector Set, 3 piece

Fits over the wheel rim to protect the wheel from being scratched or damaged while using tire spoons. Set of three.

YOUR FULL COVERAGE TPMS SOLUTION

The OTC Tire Pressure Monitoring Reset Tool is a fast and simple to use stand alone TPR activation tool

- Diagnostics
- Reset
- Relearn
- Register



3835 Tire Pressure Monitoring System Reset Tool Master Kit

Includes: TPR handheld, DB25 wireless adapter, carry case, registration card, user manual for TPR, and Genisys® interface, activation magnet, valve stem torque wrench, valve nut torque wrench, digital tire pressure gauge, TPMS Poster, TPMS flip charts, 11mm socket, 12mm socket, and torque tool.



3836 Tire Pressure Monitoring System Accessory Kit

Includes: Activation magnet, valve stem torque wrench, valve nut torque wrench, digital tire pressure gauge, TPMS Poster, TPMS flip charts, 11mm socket, 12mm socket, and torque tool.

Note: Your Genisys requires System 4.0 or later for TPR communication.



4751 Tire Pressure/Tread Depth Gauge

This 3-in-1 gauge will measure tire pressure, lower tire pressure, and measure tread depth all in one gauge. Rugged cast housing for strength and long life.



TPMS Accessories:

Part No. Description

3833-15 – Digital Tire Gauge

3833-17 – Valve Core Driver

3833-25 – Electronic Torque Wrench



5095A

Easy Lever Wheel Dollies

Gives technicians the leverage they need to easily remove or install truck tire-and-wheel assemblies.

- Heavy-duty construction capable of toting 300 pounds.
- Onboard rollers make stud-hole alignment a snap.
- Spring-loaded kickstand for handy parking.
- Rugged tubular steel construction.
- Two models that, together, can accommodate tire diameters from 24 to 48 inches.

5095A – Easy Lever wheel dolly. With a width of 22", this dolly handles tire diameters of 24" to 36".

5096A – Heavy-duty Easy Lever wheel dolly. With a width of 26", this dolly handles tire diameters of 36" to 48".



5100 Wheel Mate™ Wheel Handler

- Enables truck technicians to easily remove, install, rotate, and transport single tire-wheel assemblies. Internal ratcheting jack with 14 inches of vertical travel—almost a foot higher than conventional dollies.
- U-shaped chassis that provides close, unhindered access to work area.
- A design that accommodates—and securely holds—almost any truck wheel, including wide-based singles, without restraining chains.
- Heavy-duty ball-bearing wheels mounted under ball bearing swivel casters for maximum maneuverability.
- Foot-operated wheel lock.
- Rugged structural steel tubing construction that meets the demands of the toughest shop environments.



1770A 1,500 lb. Capacity Dual Wheel Dolly

- Hydraulic jack provides almost 5" of lift and tilts wheel assembly 4° to prevent damage to wheel seal.
- Independent lifting rack provides maximum stability; rollers won't catch on load.
- Swivel casters for easy maneuverability.
- 6' chain holds load in place.
- Covered by OTC Lifetime Marathon Warranty®.



5105B 1,100 lb. Capacity High-Lift Dual Wheel Dolly

- Effortless air-powered hydraulic lift system for a variety of applications.
- 0 to 42" lifting range.
- Six-inch lateral adjustment.
- Tilt adjustment of +15° to -8° ensures easy alignment.
- Features four swivel casters, two locking, for enhanced mobility.



5082 Wheel Tipper

This heavy-duty wheel tipper makes handling those hard-to-manage truck tires easy. To use the wheel tipper, simply deflate the tire and break the bead, then hook the wheel tipper to the rim of the wheel. With both hands on the wheel tipper, pull it towards you.

- Designed for both aluminum and steel wheels.
- Reduces back strain when tilting deflated wheel assemblies for maintenance.





BATTERY

Battery Terminal Tools 86
Battery Testers 87
Sabre HP & Heavy-Duty Testers . . . 88

ELECTRICAL

Crimping Pliers & Wire Strippers . . 89
Wire Holders, Heat Shrink Tubing
& Heat Gun 90
Terminal Release tools, Anti-static
Wrist Strap &
Radio Tool Sets 91
Air Bag Release Tools, Ford 6.0L
Diesel IPR Controller 92
Circuit Testers 93
Terminal Test Kits, HD Remote
Starter Switch 94

A/C

A/C Clutch Sets 94
Disconnect Tools, Fin Straightener
& Line Fluid Stopper 95
Tubing Benders, Deburring Tools,
Inspection Light 96

BATTERY SERVICE AUTOMOTIVE SPECIALTY TOOLS



4611 Battery Terminal Puller

- Designed to remove the battery cable clamp from the post without causing damage to the battery.
- Spring-loaded sharp jaws get under the clamp for a secure grip.

4612 3-Way Battery Post Cleaner

- Steel blades quickly clean top-post battery terminals and cable clamps; cleaners are marked "positive" and "negative."
- Ream is tapered to clean both positive and negative battery cable clamps.



4613 Battery Pliers

- Serrated jaws firmly grip the battery terminal nut or bolt.
- Offset handles allow access in hard-to-reach areas.
- Works on top-post and side-post battery terminals.



4614 Side Terminal Battery Wrench

- Designed for use on GM side-terminal batteries, or any 5/16" hex head battery bolt.
- 5/16", 6 point, box end, 5-1/2" long, ratcheting wrench; insulated handle.



4615 Long-Side Terminal Battery Wrench

- Designed for use on GM side-terminal batteries, or any 5/16" hex head battery bolt.
- Long handle allows access to hard-to-reach battery terminal bolts.
- 5/16", 6 point, box end, 10" long, ratcheting wrench; insulated handle.



4616 Battery Terminal Wrench – 10mm

- Designed for use on 10 mm battery terminal bolts found on many import and domestic vehicles.
- 10 mm, 12 pt., box-end ratcheting wrench; 5-1/2" long with insulated handle.



4617 Side Terminal Battery Brush

- Designed to clean corrosion from side post batteries.
- One brush used to clean battery terminals; other brush used to clean battery cable ends.
- Plastic handle resists battery acid.



4618 Battery Brush

- Cleans dirt and corrosion from positive and negative battery posts and cable clamps.
- Plastic case resists battery acid and most cleaning solvents.



4619 Professional Battery Hydrometer

- Displays a battery's specific gravity on an easy-to-read float; scale ranges from 1.100 to 1.300.
- Thermometer indicates what must be added or subtracted from the float reading to arrive at an accurate specific gravity reading for each battery cell.
- Flexible tip offers easy access to the battery cells while the battery is still in the vehicle.

4620 Battery Carrier

- Use to lift and install most top post and side terminal batteries.
- Designed to transfer lifting force to a secure hold on the battery; teeth on jaws offer a secure grip.
- Vinyl strap resists battery acid and will not conduct electricity.



4621 Two-Liter Battery Filler

- Replenish battery water the easy way! The fill nozzle on this container has an automatic shut-off that prevents overfilling; the handle on the side of the container makes the job a snap. Container holds up to two liters of distilled water.



4622 Battery Cable Cutter

- Designed to cut copper battery cable and aluminum electrical cable. **IMPORTANT:** Do not cut steel cable; damage to blades will occur.
- Precision-ground cutting blades provide a clean, square cut.
- 7" long handle gives extra leverage when cutting.



1/4" & 3/8" Cable Cutters

- Perfect choice for cutting heavier copper and aluminum cables.
- This tool is especially valuable for battery service where replacing a terminal is required.
- Clean cut with minimal mashing of wire strands.



- 4476 – 1/4" cable cutter
- 4477 – 3/8" cable cutter



4639 Battery Terminal Service Kit (7 piece)

- Kit includes:
- 4611 – Battery terminal puller.
 - 4612 – 3-way battery post cleaner.
 - 4613 – Battery pliers.
 - 4614 – Side terminal battery wrench.
 - 4615 – Long-side terminal wrench.
 - 4616 – Battery terminal wrench - 10mm.
 - 4617 – Side terminal battery brush




4631 Battery Terminal Service Kit (8 piece)

- Kit includes:
- 4611 – Battery terminal puller.
 - 4612 – 3-way battery post cleaner.
 - 4613 – Battery pliers.
 - 4614 – Side terminal battery wrench.
 - 4615 – Long-side terminal wrench.
 - 4616 – Battery terminal wrench - 10mm.
 - 4617 – Side terminal battery brush
 - 4622 – Battery Cable Cutter

7645 Parasitic Draw Test Switch

- Finding electrical problems that drain the battery is getting harder all the time. But using No. 7645 with your digital amp meter takes the guesswork out of a complicated job. Attach the test switch between the negative battery cable and the battery, and then road-test the vehicle. Next, connect an amp meter to the switch to determine the parasitic amperage draw, and locate the excessive electrical drain on the battery. Works on any vehicle with side- or top-post batteries.



3386 Antizap Auto Surge Protector

- Connects to battery, and becomes part of vehicle's electrical circuit. If a voltage spike is detected, the Antizap automatically clips it to a safe level to prevent damage to sensitive electronic systems.
- Protects fuel gauge, ABS brakes, radios, tape and CD players, car alarms, SRS air bags, LED instrumentation, EFI, fuel, and climate control systems. Protects against welding (Arc, Mig, & TIG).





Utilizes switching technology which helps restore batteries that are slightly sulfated.

Switches to float mode after the battery is completely charged.

Application: Lead Acid (FLA, AGM, GEL).

3176 Smart Battery Charger and Maintainer

The Smart Battery charger and Maintainer utilizes a patented 5-Stage Automatic charging system designed to charge a battery efficiently while prolonging the life of the battery. The automatic power switching gives you the ability to charge your battery to 100% without worrying about damaging the battery. The battery charger/maintainer comes with clamps for jump starts or overnight charging and ring connectors for permanent connection to seasonally used vehicles such as RVs and motorcycles.

Product Features:

- Maintains the battery charge level during vehicle programming.
- Charges deep discharged batteries in about 12 hours.
- Maintains the battery charge level if the vehicle or the battery needs to be stored for an extended period of time.
- Switches to float mode after the battery is completely charged.
- Utilizes switching technology which helps restore the batteries that are slightly sulfated.
- Easy-to-read LED lights to show the status of charging and battery condition.
- Micro processor controlled pulse charger.
- LED indicator lights : Red & Green.
- Input: 110V AC.
- Application: Lead Acid (FLA, AGM, GEL).
- Output: 5Amp /12Vdc.
- Auto polarity, Spark free & Over charging Protection.
- IP65 waterproof, Dust Splash/Rain Protection.
- Switches automatically to float mode.



75240 Coolant and Battery Refractometer

This can be used for measuring the freezing point of either propylene and ethylene glycol based cooling systems. It can also be used for checking the strength of electrolyte solution in batteries. This precision instrument features high quality optics with ultra smooth focusing on the body. Coolant scale range: 32° F/0° C to -60° F/ -51° C.

Battery Charging/Starting System Professional Analyzer Kits

Made for the professional technician, No. 3185 tests batteries and starting/charging systems faster than ever before. The BCS system analyzer has an operating range of 50–2000 CCAs and is able to store data in memory or remotely print out the results using an infrared printer interface. It also measures voltage, and tests starting and charging systems at the push of a button.

Product Features:

- Quick 1-second initial results.
- Tests charging and starting systems 50–2000 CCA range accurate to 5 CCAs.
- Tests 6V and 12V batteries.
- Temperature and low charge compensation.
- Detects and identifies loose leads.
- Supports CCA, IEC, EN, BCI, and DIN scales.
- 4-line, 20-character LCD display shows CCAs, voltage, and good/bad status.
- Displays results in seven languages: English, French, Spanish, German, Italian, Dutch, Swedish.
- Built-in infrared printer interface for remote printing.
- Detachable cable leads.

3184

BCS system analyzer kit. Includes BCS system analyzer, a 12' extension cable for in-cab testing, two voltmeter probes, battery side- and threaded-post adapters, detachable leads, 9-volt battery, soft-sided carrying case.

3185

BCS system analyzer kit. Same as No. 3184, but also includes an infrared printer.

3183 Digital Battery Tester

Speed. Accuracy. Reliability. These are the cornerstones behind the technology in our digital battery testers. No. 3183 tests 12-volt batteries (125–1400 CCAs) and analyzes by measuring multiple parameters within the battery to deliver accurate results. A live voltmeter allows easy starting/charging system testing. Its bright, 4-digit LED display indicates the battery's good/bad status, voltage, and available CCAs. It even compensates for cold temperatures.

Product Features:

- Quick 1-second initial results.
- 125–1400 CCA range.
- Analyze starting/charging system voltages.
- Tests 12V batteries.
- Temperature and low charge compensation.
- Detects and identifies loose leads.
- Detects bad cells.
- Surface charge warning.
- Measures multiple international units: CCA, IEC, DIN, BCI, and EN.
- 4-digit LED display shows good/bad status, available CCAs, and voltage.
- Includes digital battery tester. Includes digital battery tester and soft-sided carrying case.



3180 100-Amp Battery Load Tester

Tests batteries on or off the car in just 10 seconds. Convenient, portable size and easy-to-read scales.

Product Features:

- Heavy-duty, copper-plated clamps.
- 100 amp load capacity.
- 0–16 volt range.
- Load safety switch prevents arcing.
- Heavy-duty, chrome-plated, ventilated steel case.
- Works on both 6V and 12V batteries.
- Ceramic insulators.
- Determines state-of-charge, cranking, and charging volts.
- Determines good/bad status.
- Extra-large display with zero adjust.



3181 130-Amp Heavy-Duty Battery Load Tester

Applying an industry-leading 130-amp load, this ergonomically designed, heavy-duty battery tester provides accurate, reliable test results in just 10 seconds. It includes uniquely designed clamps for a positive grip on top- and side-post batteries and an extra-large, easy-to-read display.

Product Features:

- 130-amp load capacity for accurate results.
- 0–16 volt range.
- Uniquely designed clamps for both top- and side-post batteries.
- Extra-large display with zero adjust.
- Works on both 6V and 12V batteries.
- Side tabs for on-tool clamp storage.
- Back brackets for tool storage on wall or toolbox.



3182 130-Amp Digital Battery Load Tester

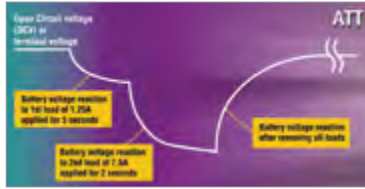
Produce more accurate results with this 130-amp digital battery load tester. The compact, lightweight design is rugged enough for everyday testing of 6- & 12-volt batteries.

Product Features:

- Large, easy-to-read display.
- Side-clamp mount.
- Comfortable, easy-to-grip, ergonomic handle.
- Alternator test lead.
- Ripple detection light.
- 0–16 volt range.
- Dual jaw load clamp design.
- State of charge.
- Battery load test.
- Starter and charging system test.
- Alternator ripple test.
- 3182 Digital battery tester. Includes 130-amp digital battery tester and test leads.



BATTERY SERVICE AUTOMOTIVE SPECIALTY TOOLS



Sabre HP

Sabre HP is designed to let you quickly diagnose bad batteries in a discharged state without needing to charge them first. By utilizing a patented OTC micro-load testing method, this tester ensures accurate test results without any interpretation on vehicle battery, starting, and charging systems. Ships with 3' leads.

Product Features:

- Digital circuitry precisely controls battery test loads to accurately determine battery conditions using OTC micro-load test technology.
 - Tests the battery both statically and dynamically with multiple fixed loads.
 - Provides the most accurate test results.
 - Less susceptible to erroneous results from remote or bad connections, surface charge, and parasitic drains.
- Accurately tests both absorption glass mat (AGM) and flooded lead acid (FLA) batteries.
- Tests vehicle's starting and charging systems with minimal user interaction; automatically applies loads for accurate charging system tests.
- Tests all 6- and 12-volt batteries with a 50–2000 CCA operating range.
- Tests batteries down to 1 volt state of charge.
- Temperature and low charge compensation.
- Detects bad cells.
- Scales: CCA, CA, AHR, MCA, JIS, DIN.
- 4 x 20 backlit display shows CCAs, voltage, and good/bad status.
- Over-molded enclosure with soft-touch keys.
- Built-in infrared printer interface for remote printing (printer optional).
- Flash upgradeable memory in field.
- Removable/auto-sensing leads (3' leads included; optional 10' leads available).
- Printout has date/time stamp and user definable header and footer.
- Optional amp clamps for current drain tests and starting/charging measurements—the only hand-held battery tester with this feature.
- Reverse polarity protection.
- Hard carrying case.
- 3-year warranty.

3167 SABRE HP

Includes SABRE HP, 3' test leads, side-post terminal adapters, instruction manual, and molded-plastic carrying case.



3167

3168 SABRE HP Deluxe Kit

Includes SABRE HP, 3' test leads, side-post terminal adapters, instruction manual, infrared wireless printer, and molded-plastic carrying case.

Accessories:

3169

Infrared wireless printer for use with No. 3167 (included with No. 3168).

3167-01

3' test leads.

3172

10' test leads.



3168

Sabre Heavy-Duty Battery and Electrical System Diagnostic Tester

- Heavy-duty for 24-volt battery and electrical systems.
 - Diagnoses battery packs in series, parallel, or series/parallel.
 - Tests AGM/gel-cell batteries.
- HIGHEST CCA capacity ranges (50–4000 CCA – 24V).

LARGE DISPLAY for less scrolling, more detailed instructions. It's also backlit for all light conditions.

INDUSTRY FIRST amp-clamp connection ports for live amperage readings using optional external amp-clamp.

15 FT. Cable to perform tests from the cab of the vehicle.

FIELD UPDATEABLE to accommodate new battery types, system updates, feature additions.



Battery Testing

- Tests the following battery pack configurations:
 - One battery (6V or 12V).
 - Two batteries in series (24V); 2, 3, or 4 batteries in parallel (12V).
 - Two banks in parallel, each bank having 2 batteries in series (24V).
 - Uses pack configuration in algorithm design.
- Step-by-step user instructions for easy test completion.
- Tester-applied loads used on all pack combinations.

Electrical System Testing

- 12V and 24V charging system tests.
- 12V and 24V starting system tests.
- 12V and 24V diode tests.
- Amp-clamps available (not included) for starting/charging and current draw tests.

Product Features:

Amp-Clamp Connection – allows current drain tests and starting/charging analysis.

Tests Both FLA (flooded lead acid) and AGM (absorbed glass mat) battery types.

Scales – CCA, CA, AHR, MCA, JIS, DIN

User Definable – print header and footer.

Removable Test Cables – easily field replaceable.

PC Interface Port – allows for field updateable software.

IR Compatible – allows optional infrared wireless printer.

Readout Display – backlit for low light conditions, easy to view data in direct sunlight (4 x 20 character display).

Security Cable Connection – protects against stolen or dropped units.

Over-molded Surround with Soft-touch Keys – ruggedly built, easy to use, even with gloves.

3167-HD Sabre HD deluxe kit

Includes 24-volt heavy-duty battery tester, 15' test leads, instruction manual, molded-plastic carrying case.

3168-HD

3168-HD Sabre HD deluxe kit with printer

Same as No. 3167-HD above, but also includes an infrared wireless printer.

Accessories:

3172-15

15' lead set.

3169

Infrared wireless printer.





3220



3220CD

3220

3220CD

Battery Diagnostic Manual

Gives essential information for battery service in one convenient manual. Saves valuable time by providing information in a complete manual rather than having to go to multiple locations for information.

Provides the following information in one manual –

- Battery access and service locations
- Battery disconnection precautions
- Power windows, locks and sunroof programming procedures
- Convenience accessory programming procedures
- Supplemental restraint and ABS system precautions
- Engine and body control system resetting
- Available in print or CD



5912

Crimpwell™ Angled Crimping Pliers

- Universal crimping design accommodates soft wire – solid or stranded – 10-22 AWG.
- Cutting feature included for quicker preparation.
- 9" (228mm) in length, with protective grips to increase leverage and secure crimp.
- Angled design keeps the connector, the wire, and the crimper "in-line" –improving visibility and access in hard to reach places.
- Designed to not pierce connector insulation and also works on un-insulated connectors.
- Service tech can use as much force as desired to ensure connection and it will not damage connector insulation.
- Easy-to-use: Simply insert the connector into the crimping feature, slip over the connector and squeeze.



5950A

CrimPro™ 4-in-1 Angled Wire Tool

- The angled feature allows access to close quarters and facilitates superior crimps.
- Compact 7-inch design used 4 ways.
- Gripping nose – to pull, twist, bend, and shape.
- Crimper – crimps 12-20 AWG insulated and non-insulated wire.
- Stripper – strips 12-20 AWG wire.
- Cutter – ability to make cuts both above and below pivot.



5950S

CrimPro™ 4-in-1 Wire Tool

- Compact 7-inch design used 4 ways.
- Gripping nose – to pull, twist, bend, and shape.
- Crimper – crimps 12-20 AWG insulated and non-insulated wire.
- Stripper – strips 12-20 AWG wire.
- Cutter – ability to make cuts both above and below pivot.



4498A

7-in-1 Wire Stripper and Crimper

- Strips insulation off electrical wires ranging from 10 AWG–22 AWG (0.6mm–2.6mm) in diameter. Pliers on tip of jaw for looping or grabbing wire in tight places.
- Heat-treated steel jaws cut solid or multi-strand wire.
- Screw cutter shears screws clean, with no thread clean-up required. Works on machine screw sizes 4-40, 5-40, 6-32, 8-32, 10-24, and 10-32.
- Crimps insulated and non-insulated wire terminals, 7mm–8mm spark plug wire connectors.



4497A

Ratcheting Terminal Crimper

- Heavy-gauge steel crimping tool designed for insulated wire terminals.
- Ratcheting action crimps terminal to correct tightness on the wire, making crimping fast and easy.
- For wire sizes: AWG 22–18 (0.6 mm–1.0 mm) red terminal; AWG 16–14 (1.3 mm–1.6 mm) blue terminal; AWG 12–10 (2.0 mm–2.6 mm) yellow terminal.
- Insulated handles with compound mechanical leverage for power.



4467

Automatic Wire Stripper

- Quick removal of insulation on wire AWG 12-20.
- Comes with adjustable depth gauge (8mm to 12mm).
- Sharp v-shaped tooth easily removes insulation without any damage to soft wire strands.
- Cutting tool stored below the stripper.
- Features a space saving locking mechanism for pockets or tool drawer storage.



4468

9" Self Adjusting Wire Stripper

- Strips insulating sheathing from wires ranging from 10 ga. to 22 ga.
- Easy-to-use, just insert wire and squeeze.
- Also cuts and crimps.



**4462
Wire Loom Threading Kit**

The 4462 Wire Loom Threading Kit from OTC is a clever grouping of wire fishing tools for the automotive technician. Whether general wiring R&R - or adding Gauge Packs, Sound Systems, Vehicle Security and Camera Systems, these tools simplify placing the wiring within the protection of existing wiring looms, without cutting tape or zip ties and without damage to other wires.

There are 3 wire pulling tools in 15", 10" and 5.5" lengths for common automotive applications, the grommet insertion tool allows the wire to be captured within the tool to hold once it is placed, placed so you can grab from the opposite side of the firewall - and the pigtail tool assists when building a new harness on the workbench.


**5953
Dual End Wire Holder**

- Holds wire and connectors solidly during soldering or other wire service.
- Unique design allows connection to be held firmly on both sides with infinite adjustability.
- Insulated clips act as heat sinks to protect shrink tubing or other sensitive parts from heat.



**5955
Magnetic Clamp Wire Holder**

- Holds wire and connectors solidly during soldering or other wire service.
- Unique design allows connection to be held firmly on both sides with infinite adjustability.
- Insulated clips act as heat sinks to protect shrink tubing or other sensitive parts from heat.
- Clamp with magnet allows for attachment to a work bench, vehicle, or any other object for a firm base.



**4822
Wire Connector Tool Set, 2 Piece**

Designed to remove terminals from connector housing without damage to the terminal or connector. Set provides 12 different tool styles fit most common connectors.



**4472
Cordless Solder Tool Kit**

- Cordless, hands-free operation.
 - Safety switch prevents inadvertent ignition.
 - Fuel-level sight window.
 - Use as a - solder tool, heat tool or an torch tool.
- Kit Includes: Soldering iron, conical tip 2.4 mm, chisel tip 2.4 mm, hot knife tip, deflector tip, sponge, wrench, and soldering wire.

4472-1 - Soldering iron only

**4470
Butane-Power Flameless MicroTorch**

- Cordless 650° (1250°F) flameless heat.
- Waterproof piezo electronic ignition with locking trigger.
- Refillable fuel cell uses standard butane lighter fluid (butane NOT included).
- Ideal for automotive and heat shrink projects.



**14450
Heat Gun**

A lightweight source of directed heat offering 500°F and 750°F settings, and also has a "cold" setting. This handy heat gun is ideal for many applications, including:

- Fast heating/drying of materials.
- Quick curing/drying of epoxies.
- Applying shrink tubing.
- Softening tubing for bending.
- Speed-drying of touch-up paint to eliminate "haze."
- Drying out condensation in motors, clutches, controls, etc.
- Shock-proof and cool-running with a tough housing, the unit weighs just 2-1/2 lbs.
- 115V 50/60 Hz.



Replacement parts

44997 - Switch assembly.



**4782
Wire Pulling Tool**

This tool contains an 18" cable with a "T" handle at one end and wire mesh at the other. By threading the cable through a difficult to reach area such as a motorcycle frame, wires or connector can be hooked to the end allowing the wiring to be pulled through.



**4813
Heat Shrink Tubing Set (171 Piece)**

Protection and insulation for solder connections and components. 2 to 1 shrink ratio with flame or heat gun.



**5947
Butt Connector Kit (240 Piece)**

Two styles - insulated and non-insulated. Three sizes of each style: 12-10 AWG, 16-14 AWG and 22-16 AWG.



**4814
Waterproof Heat Shrink Tubing Set (106 Piece)**

Waterproof protection and insulation on solder connections and components. Adhesive lined inner wall to seal out moisture. 3 to 1 shrink ratio with flame or heat gun.



- 4460**
2-Piece Electrical Connector Separator Tool
- Releases locking tabs on electrical connectors, component connections & wiring harness connectors.
 - Eliminates damage to the tab or connector.
 - This pair of tools permits access to electrical connectors in any position.



- 4493**
Angle-Tip Relay Pliers
- Designed to remove and install relays, which are usually located in confined, hard-to-reach areas.
 - Specially coated tips offer a solid grip on the relay.



- 4461**
Terminal Release Tool Set
- Save time and money. Repair or rebuild a wiring harness without having to order the entire OE replacement.
 - Services most OE terminal connectors. Insert the appropriate release tool to depress the locking tab and the individual wire slides out for service or replacement.
- Kit includes:

- 7737** – Computer edge board and header release tool. Each end of the tool works on different terminal connector configurations. Works on various domestic and import models.
- 7738** – Weather Pack sensor terminal release tool. Works on various domestic and import models.
- 7740** – Micro-style terminal release tool. Works on various domestic and import vehicles.
- 7741** – Specifically designed to release ID computer terminals on 1988 thru current GM W bodies, 1990 thru current Chevrolet Lumina sedans, and various other domestic and import vehicles.
- 7742** – Universal harness release tool designed for the RWAL (rear wheel anti-lock) microprocessor found on 1988 thru current GM pickups. Also works on various other domestic and import vehicles.
- 7743** – Releases terminals on most body wiring connectors on various domestic and import vehicles, including cold start injector and timer, water, O₂, vacuum, and air temperature sensors.



- 4448**
Door Buzzer Shutoff Tool
- This simple tool allows for work with the vehicle door open without the annoying door buzzer on.
 - High tension spring can be placed in the door jamb to close the door buzzer switch typically found by the hinges.



- 4711**
Deluxe Radio and Antenna Service Kit
- Eleven-piece kit in molded case.
 - Universal antenna wrench.
 - Ford radio removal tool.
 - Deep sockets to remove and install the tamper-proof radio nuts from many GM, Chrysler, and other aftermarket radios.
 - Antenna nut sockets cover most import and domestic antenna nuts.



- 6088**
Ford 5-pin Connector Harness for Glow Plug Testing
- Provides an easy way to check glow plug resistance without having to remove the valve cover of 1994–98 Ford trucks and vans with 7.3L DIT (direct-injected turbocharged) diesel engines.
 - Used with any standard digital volt ohmmeter to check glow plug resistance.




- 4712**
Euro Radio Removal Tool Kit
- Includes the popular tools needed to remove the radio from the dash on the following European vehicles: BMW, VW, Audi, and Mercedes-Benz.
 - Easily removes the radio without damaging the radio or the dash panel.



- 4715**
Deluxe European Radio Tool Set
- 18-piece set of tools used to remove radios on most European vehicles sold in the U.S. and Europe.
 - Quickly and easily removes the radio from the dash without damage to the radio or dash.
- Replacement Parts
- 4715-1** – Removal Keys (4 pieces) Audi, Becker, Mercedes-Benz, VW.
 - 4715-2** – Removal Keys (2 pieces) Becker, Mercedes-Benz, Porsche.
 - 4715-3** – Removal Keys (2 pieces) VW.
 - 4715-4** – Removal Keys (2 pieces) Skoda.
 - 4715-5** – Removal Keys (2 pieces) Becker.
 - 4715-6** – Pentagon Wrench BMW.
 - 4715-7** – Bent U-hook (2 pieces) Blaupunkt.
 - 4715-8** – U-hook (2 pieces) Audi, Blaupunkt, Ford, Grundig, VW.
 - 4715-9** – Allen Hex Wrench BMW, Opel.



- 7744**
Anti-Static Wrist Strap
- Virtually eliminates the possibility of static electricity causing damage while working on electronic components.
- One-size-fits-most adjustable wrist strap.
 - Includes a 6' coil cord with alligator clip.



Similar to Ford T87P-19061-A, 415-001

**7575
Ford Radio Removal Tool Kit**

These dual-purpose tools release the retaining clips of a radio faceplate so you can pull the radio from the instrument panel. For use on 1987 to current Mustang; 1988 and newer Tempo/Topaz; 1989 to current Lincoln Continental; 1990 to current Taurus/Sable, Ranger/Bronco II, Probe, Lincoln Town Car, Mark VII, Crown Victoria/ Grand Marquis, Thunderbird/Cougar, F-series pickups and E-series vans; 1991 to current Explorer; 1995 to 2003 Windstar.



**3385
Universal Gauge and Component Tester**

This is the fast way to pinpoint problems in fuel, oil, temperature, and vacuum electrical gauges. This gauge and component tester includes a test light and switch to also test instrument voltage regulators on various vehicles. Plus, you can use it as an instrument gauge tester by attaching the alligator clips to sensors and wiring harnesses on a variety of vehicles. Included is an instrument gauge application data sheet listing resistance set points for GM, Ford, Chrysler, Toyota, Nissan, VW, Mack, Navistar, and John Deere.



**5945
Air Bag Release Tool Kit**

- Use to remove the air bag module from the steering wheel.
- Work on many GM, Ford and Mercedes Benz vehicles.

Applications:

- Ford 2000-2004 Taurus/Sable, 1999-2003 Windstar Van.
- GM 1999-2005 Chevrolet Impala, Lumina, Monte Carlo, Venture, Pontiac Bonneville, Grand Prix, Montana, Buick LeSabre, Century, Regal, Olds Intrigue, Cadillac El Dorado, Deville, STS, SLS.
- Mercedes Benz Models 107,123, 124, 126, 129, 140, 163, 164, 170, 201, 202, 203, 208, 209, 210, 211, 215, 219, 220, 221 and 463.



**6711
Mercedes-Benz Dashboard Service Tool Kit**

- 8-piece tool kit contains:
- (2) removal tools for ignition lock on model W126.
- (2) removal tools for ignition locks on models W124 & W201.
- (2) removal hooks for instrument cluster on models W107, W116, W123, W124, W126, W140, and W201.
- (2) radio removal tools on models W129, W140, W202, and W210.
- Covers virtually all Mercedes-Benz models since 1992.



Ford Air Bag Simulator

When plugged into the vehicle harness connector, power is restored to simulate a complete circuit for diagnostic purposes.

7955 – Ford air bag simulator. Special one-ohm resistor for use on air bags on Probe vehicles.

7956 – Ford air bag simulator. Special two-ohm resistor for use on 1993 and newer Ford system II air bags.



**6764
Ford 6.0L Diesel IPR Controller**

When a hard start or no start condition exists, the 6764 allows a technician to close the Injector Pressure Regulator in order to determine if proper injector control pressure is achieved and sustained for the starting process.


- Tactile On/Off switch with LED confirming power to the tool and signal to the Injector Pressure Regulator.
- Permits a quick initial diagnosis of the pressure regulator when a hard start-no start situation exists.
- Used in conjunction with any scan tool capable of reading fuel pressure on 6.0L Ford Diesel.



Similar to Ford No. 303-1115

**6766
Ford 6.0L Diesel Terminal Release Tool**

This Terminal Release Tool is required for removal of the vehicle's injector wiring harness without causing damage to the component.



**7739
GM Code Retrieval Key**

- This key retrieves trouble codes from pre-OBD II model GM vehicles.
- ECM code retrieval key. Jumps between A and B terminals on ALDL connector to retrieve trouble codes from the ECM.



**6768
Ford 6.0L Glow Plug Release Tool**

Safely remove and install the glow plug harness on 2004-2009 Ford 6.0L Diesel engines.



3630
Battery Powered Continuity Tester

Designed to test any type of non-live electrical circuit. Track down broken wires, bad grounds, and blown fuses quickly.

Product Features:

- Comes with AAA alkaline battery.
- Ergonomic, slim designed clear handle.
- 12', red coil cord.
- Low voltage replaceable bulb.
- Molded strain relief.
- Heavy-duty stainless steel probe with insulated shaft.
- Heavy-duty clip with positive soldered connection.



3633
Mini-coil Cord Circuit Tester

Small handle with needlepoint stainless steel probe allows easy back probing and piercing. Special threaded probe comes with screw on alligator clip for additional versatility. Useful in testing electrical circuits and locating shorts, grounds, and open circuits.

Product Features:

- 12', heavy-duty, red coil, cord lead.
- Checks 6- and 12-volt systems.
- Ergonomic, slim designed clear handle.
- Bright red, high intensity/slim style replaceable bulb.
- Positive contact-molded strain relief.
- Heavy-duty, stainless steel probe with insulated shaft.
- Heavy-duty clip with positive soldered connection.



3639
Extra Long, Heavy-Duty Circuit Tester

Long 7" probe shank allows access to difficult to reach areas for testing electrical circuits and locating shorts, grounds, and open circuits.

Product Features:

- 12-foot, heavy-duty, red coil cord lead.
- Checks 6- and 12-volt systems.
- Ergonomic, slim designed clear handle.
- Bright red, slim style replaceable bulb.
- Positive contact-molded strain relief.
- Heavy-duty, stainless steel probe with insulated shaft.
- Heavy-duty clip with positive soldered connection.



3631
Heavy-duty Logic Probe Tester

Multi-functional design allows testing range of 3–26 volts. Bright red and green LEDs interpret voltage signals such as ground, power, and frequency. Tests fuel injectors, solenoids, presence of serial data, and tach reference signals. Output tests on MAF, Cam, Crank, Hall Effect VRS sensors and more. High impedance input compatible with computer circuits and sensors.

Product Features:

- Air bag safe.
- 12', heavy-duty, twin clip, red coil cord lead.
- Checks 6-, 12-, and 24-volt systems.
- Ergonomic, slim designed clear handle.
- Positive contact molded strain relief.
- Heavy-duty stainless steel probe with insulated shaft.



3634
Heavy-Duty, Straight Cord Circuit Tester

Designed for testing electrical circuits and locating shorts, grounds, and open circuits.

Product Features:


- 5-foot heavy-duty cord.
- Checks 6- and 12-volt systems.
- Ergonomic, slim designed clear handle.
- Bright red, slim style replaceable bulb.
- Positive contact-molded strain relief.
- Heavy-duty, stainless steel probe with insulated shaft.
- Heavy-duty clip with positive soldered connection.



3902

3903

3904



3905

3906

OTC Test Leads

Constructed from high quality polyurethane, these high visibility coil cord test leads have superior memory retention and resistance to grease and oil, making them a perfect complement to any technician's arsenal of test equipment. Test leads come with a variety of interchangeable tips suited for just the right application.

3902
Twin 5' jumper leads. High visibility black and red leads stretch to over 5 feet in length.

3903
24' jumper leads. From headlight to taillight, this extra long test lead stretches to over 24 feet in length.

3904
Twin 5' multimeter lead set. Expand the usefulness of any standard multimeter. This set includes one black and one red test lead, 2 multimeter probes, 2 banana plugs, and 4 alligator clips.

3905
Twin 5' multimeter/piercing jumper lead set. Pierce small gauge wires with this complete jumper lead set. This set includes one black and one red test lead, 2 multimeter probes, 2 banana plugs, and 2 alligator clips.

3906
Twin 5' piercing test lead set. With 2 banana plugs and 2 bed-of-nails, this test lead set has just the right combination of tips for most testing applications.



3642
12V–24V Truck Circuit Tester

Product Features:

- Works on 12–24 volt systems.
- Features 7" stainless steel probe.
- 24' coil cord.
- Extra large clamp.



3636
Heavy-Duty, Coil Cord Circuit Tester

Designed for testing electrical circuits and locating shorts, grounds, and open circuits.

Product Features:

- 12-foot, heavy-duty, red coil cord lead.
- Checks 6- and 12-volt systems.
- Ergonomic slim designed clear handle.
- Bright red, slim style replaceable bulb.
- Positive contact-molded strain relief.
- Heavy-duty, stainless steel probe with insulated shaft.
- Heavy-duty clip with positive soldered connection.



**3569
Terminal Test Kit with Circuit Tester
(Standard Adapters)**

- 14-piece standard terminal adapter set for the popular Packard Weather Pack, Metri-Pack, and Micro-Pack style connectors. External-internal versions of adapter styles.
- Circuit tester with bulb for 6-12-24 volt systems with interchangeable probes for use with terminal test adapters. Heavy-duty coil cord extends to 12 ft.
- Terminal adapters have flexible joints that eliminate damaged connector terminals that result from testing with a standard test probe.
- Complete kit in plastic storage case.



**3650
Heavy-Duty, Remote Starter Switch**

Allows one person to start and crank engine while under the hood or from either side of the vehicle. Product Features:

- With convenient hot circuit indicator, red ready light glows when starter switch is connected to a hot circuit; light goes off when switch is depressed.
- High current, heavy-duty push button switch ensures reliable operation and long service life.
- 5' leads made from heavy-duty, oil and grease resistant, 12-gauge wire.
- High current clips with protective boots open to an extra wide 5/8" for ease of hook-up.
- Soft, non-slip rubber grip.



**4536
A/C Clutch Pulley Puller Set**

- For removal of stubborn air conditioning clutch pulleys. Also used on many alternator, generator, power steering, and crankshaft pulleys, harmonic balancers, and fiber timing gears.
- Set includes drop-forged components: one 3/4"-16 x 5" live-center forcing screw, 5-1/2" crossbar with three spread settings, two pairs of jaws, and a clamp bolt.
- Spread: 3" to 5"; Reach: 1" to 5".
- Includes blow-molded plastic case.



**3587
Terminal Test Kit (Standard Adapters)**

- Excellent accessory when testing with a scope or meter.
- 32-piece standard terminal adapter set for the popular Packard Weather Pack, Metri-Pack, and Micro-Pack style connectors. Multiple external-internal versions of adapter styles.
- Terminal adapters have flexible joints that eliminate damaged connector terminals that result from testing with a standard test probe.
- Set of 4 patch cords (4 ft.) included for use on multiple terminal connectors, for use with terminal adapters.
- Complete kit in plastic storage case.



**4537
A/C Clutch Holding Tool**

This three-stud spanner wrench keeps the A/C clutch from turning when loosening or tightening the retaining nut. Adjusts quickly with brass thumbscrews to fit various styles of A/C compressors used on GM, Ford, and Chrysler vehicles. Also fits a variety of other pulleys.



**4535
A/C Clutch Hub Remover/Installer Set**

- For damage-free removal and installation of the clutch hubs on these air conditioning compressors: GM-Harrison DA-6, HR-5, V-5, A-6, and early R4; Nippondenso Ford/Chrysler A590, C171, FS-6, 6P148A (new style); Sanden & Sankyo; York/Tecumseh HR980; Zexel/Mitsubishi CH series.
- Set includes a removing flange, plus forcing screws and adapter assemblies to remove and install virtually all clutch hubs.
- Includes blow-molded plastic case.



**11009
Clutch Plate Remover**

Designed to overcome resistance when removing the clutch plate.



Clutch Plate Remover/Installer

These compact tools are used both to remove the clutch for access to the shaft seal and to re-install it by simply inverting the nut and main bearing.

- 10861** – A6, R4.
- 41067** – V5, DA6, HR6.



FOR MORE DETAILS VISIT OTCTOOLS.COM



A/C spring lock coupling tool

Spring-loaded in the closed position to deflect any spray that occurs when lines are disconnected.

518900 – Red, 3/8" **518898** – Blue, 1/2"



A/C spring lock coupling tool

Spring-loaded in the closed position to deflect any spray that occurs when lines are disconnected.

518897 – Black, 5/8" **518901** – White, 3/4"



7238

Spring Lock Coupler Disconnect Set

Set includes four sizes for use on 3/8", 1/2", 5/8", and 3/4" tubes. Allows quick, safe disconnect of spring lock couplers on late model Ford systems and Tecumseh HR980 compressors.

518900 – 3/8" (red) Same as Ford 412-026 (T81P-19623-G1).

518898 – 1/2" (blue) Same as Ford 412-027 (T81P-19623-G2).

518897 – 5/8" (black) Same as Ford 412-038 (T83P-19623-C).

518901 – 3/4" (white) Same as Ford 412-040 (T85L-19623-A).



4494

Fuel and Air Conditioning Line Release Tool

- This spring-lock coupling release tool easily separates fittings on fuel and air conditioning lines.
- Tool sizes are 3/4", 5/8", 1/2", and 3/8".



6517

Disconnect Tool Set

Designed for A/C lines, fuel lines, and transmission cooler lines.

- Contains 3/8", 1/2", 5/8", and 3/4" spring lock disconnect tools for A/C lines on Ford cars and trucks, Chrysler and Jeep vehicles.
- Contains the 3/8" and 1/2" fuel line disconnect tool for Ford vehicles.
- Contains the 5/16" and 3/8" fuel line disconnect tools for GM and Chrysler vehicles.
- Contains the transmission oil cooler line disconnect tool used on many GM and Ford vehicles.



6073

Toyota A/C Disconnect Tool

- Used to release the plastic quick-connect fittings on the high- and low-pressure air conditioning lines at the evaporator.
- Services 1998–newer Toyota Corolla, 1998–newer Geo Prizm, 1998–1/2–newer Toyota Land Cruiser and Lexus LX470, 1999–newer Toyota Avalon, Camry, Solara, and Sienna mini vans.
- Easy to use: Plastic fitting on A/C line is rotated to show access to the two release holes in the fitting; tool is inserted into release holes, and pushed to release the fitting.



4495

A/C and Fuel Line Disconnect Set

- Used to remove A/C and fuel line quick-disconnect fittings from hard-to-reach areas.
- Six sizes (5/16", 3/8", 1/2", 5/8", 3/4", and 7/8") available to work on many import/domestic vehicles.

6508

Full-Coverage Disconnect Tool Set

If you're working on Chrysler, Ford, or General Motors vehicles, this set can make your job easier. The tools are designed for heater hoses, transmission oil coolers, air conditioning and fuel lines. They're approved by vehicle manufacturers and will not damage the fittings being disconnected. Tool Nos. 518902, 518896, 518897, 518898, 518899, 518900, and are spring-loaded in the closed position to deflect any spray that occurs when lines are disconnected.

SEE PAGE 27 FOR COMPLETE DETAILS



6703

Line Fluid Stopper Kit

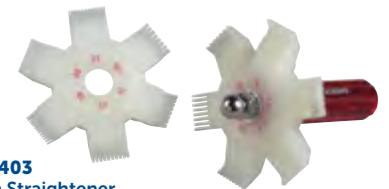
Stop messy fluid leaks and prevent contamination during service.

- Kit seals all types of rubber and steel line found on fuel, brakes, AC, power steering and transmission system.
- Includes two banjo style fitting stoppers, two steel line stoppers, six line plugs, a line disconnect tool, and a long reach line pinch-off tool for hard-to-reach hoses.

6703-1 – Banjo Line Fluid Stoppers, 2 pk.

6703-2 – Steel Line Fluid Stoppers, 2 pk.

6703-3 – Line Plug Fluid Stoppers, 6 pk.



18403

Fin Straightener

- Clean and straighten condenser, evaporator and radiator cooling fins.
- Compact design for confined spaces: the straightener head is 3-1/8" in diameter; the handle is 3-1/2" long.
- Includes 12 clearly marked combs
- Wheel 1: 8, 9, 10, 12, 14, & 15 fins per inch.
- Wheel 2: 10.5, 11, 13, 18, 20, & 22 fins per inch.



**10986
Orifice Tube Remover**

Use this handy tool to remove the orifice tube before flushing. Speeds service by removing the build-up of particulates on the orifice screen and restrictions that slow flushing. The basic tool works on GM and Ford vehicles and comes with: an extender body for 1985 and newer Ford models; an adapter for 1989-91 GM "J", "L", and "N" cars; and an adapter for 1991 and newer GM "C" and "K" trucks with #3096068 orifices.



**6512
Heavy-Duty Tubing Cutter**

- Works on tubing sizes 1/8" to 1-1/8" O.D. (3 mm to 29 mm).
- Easily cuts copper, brass, aluminum, and steel brake lines.
- Ream folds onto cutter body for storage.
- Extra cutting wheel stored under ream.



**6514
Mini Tubing Cutter**

- Works on tubing sizes 1/8" to 5/8" O.D. (3 mm to 16 mm).
- Easily cuts copper, brass, aluminum, and steel brake lines in hard-to-reach places.
- Ream folds onto cutter body for storage.
- Extra cutting wheel stored under ream.



**45355
Fiber Optics Inspection Light**

The applications for this handy tool are practically endless...check burners on heat exchangers for cracks, check coils for dirt and damage, look at serial numbers, fan motor tags, etc., on furnaces and condensing units. Fiber optics provide a bright light, but the shaft is just 7.6 mm in diameter. A durable cover fits over the 15" flexible shaft for protection. Powered by three AA batteries.

- Inspection light with magnetic tip and base.



**6515
3-in-1 180° Tubing Bender**

- Capable of making 180° bends in copper, brass, aluminum, and steel tubing.
- Just one tool works on three sizes of tubing: 1/4", 5/16" and 3/8".



**42040
Single Blade Deburring Tool**

This handy tool removes internal burrs in copper tubing. It features a high-speed steel, blade, aluminum handle, and pocket clip. Tubing size is unlimited.



**14450
Heat Gun**

A lightweight source of directed heat offering 500°F and 750°F settings, and also has a "cold" setting. This handy heat gun is ideal for many applications, including:

- Fast heating/drying of materials.
- Quick curing/drying of epoxies.
- Applying shrink tubing.
- Softening tubing for bending.
- Speed-drying of touch-up paint to eliminate "haze."
- Drying out condensation in motors, clutches, controls, etc.
- Shock-proof and cool-running with a tough housing, the unit weighs just 2-1/2 lbs.
- 115V 50/60 Hz.

Replacement parts

- **44997** – Switch assembly.



**18548
Four-In-One Tube Bender**

Effortlessly bends four different sizes of soft or annealed tubing without crimping, flattening, or scratching. Calibration allows duplication of any angle. Handles are 8-1/2" long, so extensions are not needed, and glass/plastic construction combines strength with lightweight durability.



**13162
Deburring Tool**

Quickly deburrs aluminum, copper, and steel tubing, and can work on any size tubing. It's made with a high-speed, steel blade and a durable aluminum handle. Three spare blades store in the handle.



**6720-4
Flare Nut Locking Plier**

- Covers sizes 11/16" to 7/8" (17mm to 22mm). Fits nut sizes found on power steering and AC lines.
- Designed for use on new or damaged flare nuts that have been rounded or rusty.
- Fits Standard or Metric nuts and bolts.
- Angled jaws allow for clearance around frames and bulkheads.

BODY SERVICE

- Power Shearing and Hemming Tools 98 – 99
- Trim, Upholstery, Door Panels, Mirror, Radio Removal Tools 99 – 101
- Lockout Tools, Air bag, Windshield tools 102, 106 – 107
- Hole Punch Kit, Hammers and Punch Sets . 103, 108
- Dent Puller 104
- Collision Repair Sets 105, 109

FASTENER

- Torx® Socket Sets 110 – 111
- Hex Key Wrenches, Spot Weld Cutter, Stud Remover Sets 112
- Impact Drivers, Thread Chaser, Battery Terminal Wrenches, Spanner Wrenches 113
- Torque Wrenches, Torque Multipliers, Torque Angle Gauges and Meter 114
- Giant Adjustable Wrenches, Strap Wrenches, Chain Wrenches, SmartTech™ Technician Gloves 115

PLIERS & CUTTERS

- Retaining Ring Pliers 116 – 117
- Hose & PVC Cutters, Hose Pinch Off Pliers, Angled Crimping Pliers 118
- Pry Bars, SmartTech™ Technician Gloves 119
- Hose Removal Set, Pick & Hook Set, O-ring Picks 120

STRIKE / STRUCK

- Sledge Hammers, Bass Hammer & Punch Sets . . 121
- Punch & Chisel Set, Bushing Driver Sets . . 122 – 123

INSPECTION

- Work Lights, Video Scope 124 – 125

MULTI SYSTEM TESTING

- EVAP Leak Detection System 126

GENERAL PURPOSE

- Magnetic Pick Up Tool, Clutch Holder, Pulley Holder, Ball Hone Set, Air Blow Guns 127 – 128





2524

2525

2525 Power door skin remover and 2524 power door skin remover air

- Cuts through rounded door-hem edge, over body lines, and around corners to remove door skins.
- Eliminates time consuming and messy grinding.
- 20 gauge capacity in steel and other common sheet metals.
- Cuts straight and to the left for round or square auto body patches.
- Compact, lightweight, one hand operation.

2524 Power Door Skin Remover Air

Compatible with most existing air set-ups.

2525 Power Door Skin Remover

Use with minimum 14.4V 3/8" cordless or corded drill.

2525RB Replacement Blades



2526

2527

2527 Power Hemming Tool and 2526 Power Hemming Tool Air

- Designed to efficiently hem the edges of replacement door skins with speed and precision.
- Minimum manual tacking required.
- High impact ABS polymer anvil will not scratch or mar the replacement door skin.
- 20 gauge capacity in steel and other common sheet metals.

2526 Power Hemming Tool Air

Compatible with most existing air set-ups.

2527 Power Hemming Tool

Use with minimum 14.4V 3/8" cordless or corded drill.

2527RA Replacement Anvil



2528

2529

2529 Power Quarter Panel Hemming Tool and 2528 Power Quarter Panel Hemming Tool Air;

- Easily bend and close wheel arc flanges on quarter panels.
- Replicates a hammer and dolly motion at high speed, with greater precision and faster results.
- Reversible hammer head allows folding of the flange and sealing of the seam.
- Hand peg provides smooth operation and controlled maneuverability.

2528 Power Quarter Panel Hemming Tool Air

Compatible with most existing air set-ups.

2529 Power Quarter Panel Hemming Tool

Use with minimum 14.4V 3/8" cordless or corded drill.

2529RH Replacement Hammer

2529RA Replacement Anvil





Use with minimum 14.4V 3/8" cordless or corded drill.

2531 Power Shear Corrugated Metal

- Easily cuts body panels across sharper body lines as well as large and small corrugated sheet metal.
- 24 gauge capacity in steel and other common sheet metals.
- Cuts straight and to the left for round or square holes.
- Compact, lightweight, one hand operation.

2531RB Replacement Blades



2535 Power shear 18 and 2534 power shear 18 air

- Easily cuts body panels, wide opening jaws also navigate thick plastic bumper profiles, rocker panels, and layered material.
- 18 gauge capacity in steel and other common sheet metals.
- Cuts straight and to the left for round or square auto body patches.
- Compact, lightweight, one hand operation.

2534 Power Shear 18 Air

Compatible with most existing air set-ups.

2535 Power Shear 18

Use with minimum 14.4V 3/8" cordless or corded drill.

2535RB Replacement Blades



2537 Power shear 16 and 2536 power shear 16 air

- Heavy metal cutting performance with a 16 gauge capacity.
- The spiral foot allows for easy left, right, or straight cutting action.
- Outstanding accessibility and control at air speed.
- 5 position 0 to 90 degree adjustable head angle.
- Long life 4 sided cutting insert.

2536 Power Shear 16 Air

Compatible with most existing air set-ups.

2537 Power Shear 16

Use with minimum 14.4V 3/8" cordless or corded drill.

2537RB Replacement Blades

SYNTHETIC BODY TOOLS



2470 Spot Weld Breaker

Use with hammer to slice through panels after spot welds have been drilled.



2471 Trim & Bezel Tool

Trim panel pry tool - non-marring tool for many interior trim and bezel pieces.



2472 Window Trim and Molding Remover

Perfect for removal of fragile trim pieces like chrome window trim.



2473 Half Round Bumping Tool

- Designed to reshape rounded metal profiles
- Good performance in confined areas.



2474 Heavy Duty Profile Straightening Tool

Designed to reshape straight profiles with minimal deflection



2475 Round Body Anvil

- Use on rounded surfaces.
- Rounded Chisel end to reshape small diameter round profiles.
- Wide striking area for accurate strikes.



2476 Curved and Flat Dolly

Designed for both curved and straight area shaping.



2477 Edge Straightener

- Use to straighten edges.
- Wide profile enhances professional finish.
- Perfect for doors, fenders and hoods.



2478 Extended Reach Bumping Tool

Designed for use on hard to reach areas such as door skins, panels, hood and deck lids.

SYNTHETIC BODY TOOLS



2479
30mm Trim Wedge
For safe removal of body trim safely - without damage.



2480
60mm Trim Wedge
For safe removal of body trim - wider profile for larger pieces.



2485
3 Pc Bumping Tool Set
Door Aligner, Center Punch and Straightener - Available individually.



2481
Blind Panel Removal Wedge
Designed to reach inside panel release points for blind removal support.



2487
Combination Wedge Pry Tool
Designed to safely pry plastic automotive pin style fasteners.



2482
120mm x 30mm Pick Hammer
Synthetic hammers designed by body repair pros for precise and effective working, ease of use.



2488
Pinch seam straightener
Designed to realign, and straighten pinch seams.



2483
140mm x 40mm Pick Hammer
Two - sizes for a variety of application



2491
Stepped Lever Wedge
Designed to assist alignment of doors and glass



2484
160mm x 40mm Finishing Hammer
Use directly on body panel, or in conjunction with other repair tools.



2490
Universal Hook

- Dual purpose hooking / prying tool.
- Designed to safely pry small bezel components from interiors without damage.



2489-8
Single Spotweld Carbide Drill Bit

- High Speed Steel construction specially treated to maintain sharpness.
- Self Centering with 3 cutting points!
- Designed for Drilling through Spot Welds.



2492
5Pc Spotweld Carbide Drill Bit Set

- Super Hard Titanium construction - specially treated to resist dulling in hi temp environments.
- Designed for Drilling through Spot Welds.



4549
Door Panel & Upholstery Tool Set - Heavy-duty door panel and upholstery tools

- **4549-1** – removes window and door handle clips, and upholstery tucking.
- **4549-2** – V-notched door panel clip removal tool
- **4549-3** – U-notched door panel clip removal tool



6785
Euro Door Handle Kit

- This kit contains the tools needed to service most door hinges and door handles on Audi, Mercedes-Benz, Porsche, and Volkswagen vehicles.
- Kit includes: A ratchet wrench with three 12-point bits (4 mm, 8 mm, 10 mm), one T40 and one T45 TORX® bit; a T30 TORX® long handled driver; and a T20 TORX® T-handle driver.
- T30 driver, 14" long; T20 driver, 9-1/2" long; hex ratchet, 9-1/2" long.



6642
11-Piece Trim Tool Kit

Includes 11 specialty tools designed to remove trim strips, panels, wheel caps, bezels, liners, shrouds, fascia, and more...

- Tools are constructed of durable, impact-resistant nylon that will not damage non-metal interior trim surfaces.
- Cloth pouch rests flat on a dashboard or fender for easy access to tools and then folds up with tools inside for storage.
- Kit has multiple applications in the automotive, aviation marine, and other industries.



4551
Small Door Panel & Upholstery Tool Set

Heavy-duty U-notched and V-notched tools with stainless steel blades used for removing small door panels and upholstery clips.



4492
5-Piece E-Clip Tool Set

- Dual operation tool: one end of tool releases e-clip; other end of tool installs e-clip.
- Tools fit four sizes of e-clips: 6 mm, 7 mm, 8 mm, and 9 mm.
- Each tool easily locks into handle provided.



8200A
Ford Mirror Removal Tool

Save shop labor time and cost by allowing mirror to be removed without damaging or removing the mirror assembly.

Works on these outside door mirrors:

Windstar, Crown Vic, Grand Marq, Marauder, Taurus, Sable, Mustang, Town Car, Ranger, Excursion, Super Crew (F-250-F-550), F-650, F-750, Escape, Thunderbird, Explorer, Mountaineer, Expedition, Navigator, F-150, E-Series van, LS, Explorer Sport, Explorer Sport Trac, Aviator, Dual arm mirror used on Excursion, Super, Crew (F-250-F-550), F-650, F-750

- Also works on 1999 and newer Ford interior / rearview.



4489
Trim Fastener and Molding Removal Set

- Set includes five different sizes and styles of tools that allow easy removal of trim fasteners, moldings, and wheel hubs.
- Tools are made of plastic to prevent damage to trim, moldings, alloy wheels, or vehicle paint.
- Can be used on trim fasteners and moldings inside, or outside, the vehicle.



4550
3 Pc Professional Scraper Set

Scrapers feature polished, heat-treated, stiff, stainless steel blades. Handles are ergonomic two-component plastic and feature a non-slip grip and steel bolstered end.

- Packaged in a storage tray. Includes: 1-1/4" straight blade, 1-1/4" bent blade, and 2" straight blade.

7827
Saturn Window Glass Socket

This specially designed socket enables you to easily remove the tricky fasteners that Saturn uses to hold window glass to the regulator in its car doors. Our tool won't cause the damage that often results from makeshift methods.

- For use on 1991 to 2009.
- Accommodates a 3/8" drive ratchet and extension.



BODY SERVICE AUTOMOTIVE SPECIALTY TOOLS



539254 Air Bag Release Tool Kit

- Use to remove the air bag module from the steering wheel.
- Work on many GM, Ford and Mercedes Benz vehicles.

Applications:

539255 – Air Bag Release Tool


GM 1999-newer Chevrolet Impala, Lumina, Monte Carlo, Venture, Pontiac Bonneville, Grand Prix, Montana, Buick LeSabre, Century, Regal, Olds Intrigue, Cadillac El Dorado, Deville, STS, SLS.

539254 – T30 TORX® Socket

Mercedes Benz Models 107,123, 124, 126, 129, 140, 163, 164, 170, 201, 202, 203, 208, 209, 210, 211, 215, 219, 220, 221 and 463.

539256 – Anti-Theft Socket

Ford 2000-'04 Taurus/Sable, 1999-'03 Windstar Van.



Ford Air Bag Simulator

When plugged into the vehicle harness connector, power is restored to simulate a complete circuit for diagnostic purposes.

7955 – Ford air bag simulator. Special one-ohm resistor for use on air bags on Probe vehicles.

7956 – Ford air bag simulator. Special two-ohm resistor for use on 1993 and newer Ford system II air bags.

4676 Windshield Wiper Puller

- Removes wiper arms on many foreign and domestic cars and light trucks.
- Will not damage wiper arm or hood cowl during removal.
- Simply place puller feet under wiper arm and tighten forcing screw against wiper shaft.



4448 Door Buzzer Shutoff Tool

- This simple tool allows for work with the vehicle door open without the annoying door buzzer on.
- High tension spring can be placed in the door jamb to close the door buzzer switch typically found by the hinges.



4449 Air Wedge Lockout Tool

- Air wedge is designed to create working room around the window frame when using other lockout tools.
- Adjustable inflation and release valve provides versatile use.



4658 Windshield Spray Nozzle Needle

- Makes quick work of clearing obstructions from the windshield washer spray nozzle.
- Easily pierces corrosion or remove blockage.
- The barrel is knurled for grip and control.
- Threaded end caps keep the needle points covered when not in use. The pocket clip keeps the tool handy.

6676 18Mm Truck Windshield Wiper Puller

- Designed to remove aluminum wiper arm from the steel stud that often galvanizes, locking the arm and stud together.
- Investment cast design is strong, easier to use, and saves time.
- Live center and more precise alignment save labor. Works on these and many other vehicles: Jeep Liberty, Grand Cherokee, Dodge Caravan, Stratus, Ram Diesels, Dakota & PT Cruiser, Chrysler LHS, Town & Country, Saturn Vue Buick Rendezvous, Cadillac CTS, Ford Focus, Ford Windstar, Honda Civic, Odyssey Toyota Camry.



4452 Master Lockout Tool Set

Set includes:


- Lock Knob Puller
- Slide Lock Linkage Hook
- Under Window Knob Puller
- Under Window Lock Button Depressor
- Under Window Slide Lock Puller
- Lockout Wedge
- Porsche Lock Button Depressor
- Toyota/Chrysler Key Hole Lever
- GM/Ford Linkage Slider
- Ford Vent Window Lever
- Vent Window Button Depressor
- Vent Window Lever Puller
- Bell Crank Thin Bar
- Bell Crank Wide Bar
- Mercedes/Vovlo Lock Linkage Puller
- 119-2 Gas Cap Key.
- Instruction Manual



4450 Lockout Tool Set (6 piece)

Set includes:

- Lockout Wedge
- Lock Knob Hook
- Slide Lock Linkage Hook
- Toyota/Chrysler Key Hole Lever
- Vent Window Lever Puller
- Bell Crank Thin Bar
- Instruction Manual




- 4546**
Steering Wheel Holder & Pedal Depressor Kit
- This kit has two applications: 1) holds steering wheel in position for alignment adjustments, and 2) depresses brake pedal for various brake checks, including brake lamp operation.
 - Rod easily slides in actuator for fast, easy installation of tool on brake pedal or steering wheel. Simply hand squeeze the actuator to accomplish fine adjustments.
 - Kit includes: actuator assembly; extension rod for actuator (use when depressing brake pedal); hook assembly (hooks on steering wheel when depressing brake pedal or holding steering wheel); and flat pad (rests on front seal when holding steering wheel).

4546-1 – Handle and Rod.
4546-2 – Steering wheel and pedal holder.



- 4485**
Spot Weld Cutter Set
- Use with electric drill or air drill to cut 5/16" and 3/8" spot welds.
 - Cutter bits have cutting teeth on each end.
 - Replacement kit No. 4485-1 consists of (3) 5/16" cutter bits; (3) 3/8" cutter bits; and (4) centering tips.



- 4651**
Screw Extractor Set
- Removes broken studs and bolts.
 - Includes ten guide bushings, five drill bits and five screw extractors with extractor nuts.
 - Drill bits are left handed to help removal.



- 4705**
Telescopic Support
- Car hoods, or trunk lids with weak hinges or struts can sag or fall. The OTC 4705 securely holds these panels up and out of the way. Great tool for setting a hard cover on a pick-up box - turns a two man job into one.
 - Just 21" when collapsed to almost 48" when fully extended.
 - A simple twist loosens the support for expansion. Twist in the opposite direction to lock in place at the desired length.
 - Rubber end caps prevent scratching and scuffing.



- 4602**
Brass Punch Set (2 piece)
- Two large, brass non-sparking punches. Ideal for use near precision parts or in locations where sparks from ferrous metal could be hazardous.
 - Includes an 8" punch (5/8" hex, tapered to 3/8") and 10" straight punch (3/4" dia., chamfered at both ends).



- 4606**
Brass Hammer and Punch Set
- Brass-head hammer and punches are ideal to use where sparks from ferrous metals would be hazardous, or where precision metal parts could be damaged by steel tools.
 - Hammer head weighs 24 oz.; brass drift punch is 10" x 3/4" diameter; brass tapered punch is 8" x 5/8" hex tapered to 3/8" diameter point.



- 4383**
Hole Punch Kit
- Easy, smooth operation. Will pierce up to 14 gauge steel.
 - 7 sets punches and dies. Sizes: 3/32", 1/8", 5/32", 3/16", 7/32", 1/4", and 9/32".



- 4629**
Brass Hammer and Punch Set
- Brass-head hammer and punches are ideal to use where sparks from ferrous metals would be hazardous, or where precision metal parts could be damaged by steel tools.
 - Two hammer head weighing 24 and 12 oz.
 - Two tapered punches 14" x 5/8", 10" x 5/8".
 - One hex tapered punch 8" x 5/8".
 - Two drift punches 10" x 3/4", 8" x 1/2".
 - Two pin punches 6" x 3/8", 4" x 1/4".



898A
Body and Fender Dent Puller

Often, the biggest time-consuming part of dent removal is the removal and installation of interior panels and upholstery. This tool eliminates those steps. Simply drill a hole at the base of the dent and thread in the tool's self-tapping screw. A few sharp blows of the slide hammer will pull the dent out.

- Puller is 17" long with Pyralin handle grip.
- Replaceable self-tapping screw. Instructions included. 104427-PK5 – Replacement screws (5 pack).



4784
10" Profile Gauge

This 10" gauge provides an exact copy of a contour or profile needed during bodywork or fabrication. The plastic fingers will not scratch original finish.



5900A
Master TORX® Socket Set

52-piece, professional socket set in a blow-molded case.

Hundreds of applications from front to rear on cars and trucks:

- Seat belt bolts
- Interior and exterior trim screws
- Engine assemblies
- Tail lamp lenses & assemblies
- Bumpers
- Headlight bezels
- Door strikers & latches
- Brake rotor bolts
- GM front-wheel drive front wheel bearings
- Truck box liners

- Styles available: TORX bit sockets, TORX PLUS bits sockets, tamper-resistant TORX bits, and TORX sockets for external bolts.
- Made from superior S2 steel to meet or exceed torque specifications.
- See Page 110 for more information.




6627
Grip Wrench Adapters

- For grip wrenches using single-lead thread adjusting screw.
- Adapter threads onto a slide hammer with a 5/8"-18 thread.

205378 – Grip wrench threads onto a 7/16"-14 end of adapter for pulling use.

557479 – Grip wrench threads onto a 5/16"-18 end of adapter for pulling use.

557480 – Grip wrench threads onto a 1/4"-20 end of adapter for pulling use.



18403
Fin Straightener

- Clean and straighten condenser, evaporator and radiator cooling fins.
 - Compact design for confined spaces: the straightener head is 3-1/8" in diameter; the handle is 3-1/2" long.
 - Includes 12 clearly marked combs
- Wheel 1: 8, 9, 10, 12, 14, & 15 fins per inch
Wheel 2: 10.5, 11, 13, 18, 20, & 22 fins per inch



4509
Straight-Blade Hose Cutter

- Cuts rubber hoses ranging from 1/4" to 1-1/2".
- Simply place hose in tool and squeeze handle to cut.
- Replacement steel cutter blade No. 4509-1 is available.

4509-1 – Replacement hose cutter blade.



4411
Ratcheting Hose & PVC Cutter (Standard)

- Cuts hose and PVC up to 1-3/8" dia.
- Features metal frame and ergonomic handles for high leverage.
- Compound ratcheting action provides maximum cutting power.
- Will also cut cable and wires.



4412
Ratcheting Hose & PVC Cutter (Heavy Duty)

- Cuts hose and PVC up to 1-3/4" dia.
- Features metal frame and rubber padded ergonomic handles for high leverage and comfort.
- Compound ratcheting action provides maximum cutting power.
- Will also cut cable and wires.



4818
Multi-purpose Scissors

Will cut hose, wire and cables, wood dowel, PVC, and thin sheet metals in addition to general cutting. The hardened stainless steel blades have an angle ground into one that eliminates slipping when cutting round materials.

HYDRAULIC SPREADERS AND RAMS

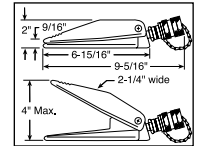


Hydraulic Spreaders

- Included as standard equipment with our collision sets, these versatile hydraulic spreader tools are also available individually. Ideal for removing dents and creases, performing straightening jobs, or for use as a clamp. Makes working in tight spots easy.
- Maximum spread is 3-1/4".

9101B – 1/2-ton spreader with 1/4" NPT ram half coupler

9102 – 1/2-ton spreader with 3/8" NPT ram half coupler



4085

1-ton Capacity Hydraulic Spreader

This hydraulic spreader is rated at a full 1-ton capacity at 10,000 PSI and that's enough for a wide variety of jobs. Working in tight spots is no problem—it needs only a 9/16" clearance to engage the jaws. With a big 4" spread, it's ready for a variety of applications: straightening work, removing dents and creases from sheet metal, or as a clamp. The device's spring-return jaws are made of high-strength alloy steel. It can be dead-ended at 4" spread under full load. Ideally suited to work with No. 4012 hand pump (not included).



4083B



4082A

Hydraulic Rams for Collision Repair Sets

These premium quality rams are designed for long, trouble-free service. Backed by a life-time warranty, they are ideal replacements for worn-out, leaky rams. They feature a special piston rod that permits their use with the snap-together components of OTC's collision repair sets, or with most similar competitive products.

4082A – 4-ton ram with 5" stroke and special piston rod end designed to fit most collision repair set components.

4083B – 10-ton ram with 6-1/8" stroke and special piston rod end designed to fit most collision repair set components.

Specifications	4082A	4083B
Min. height	10-7/8"	14-5/8"
Max. height	15-7/8"	20-3/4"
Spring return	Yes	Yes
Rod end dia.	.874"	1.310"
Max. operating. Pressure	8,950	8,950
Oil cap. (cu. in.)	4.97	13.69
Oil port	1/4" NPT	3/8" NPT



9110B



9104B

Hydraulic Rams for Collision Repair Sets

These premium quality rams are designed for long, trouble-free service. Backed by a two-year warranty, they feature a special piston rod that permits their use with the snap-together components of OTC Stinger's new collision repair sets, or with most similar competitive products.

9104B – 4-ton ram with 4" stroke and special piston rod end designed to fit most collision repair set components.

9110B – 10-ton ram with 6" stroke and special piston rod end designed to fit most collision repair set components.

Specifications	9104B	9110B
Min. height	10-3/8"	15"
Max. height	14-3/8"	21"
Spring return	Yes	Yes
Rod end dia.	.874"	1.310"
Max. operating. Pressure	8,950	8,950
Oil cap. (cu. in.)	4.97	13.69
Oil port	1/4" NPT	1/4" NPT

BODY SERVICE AUTOMOTIVE SPECIALTY TOOLS



7175 3 Piece Indexing Pry Bar Set

- Sizes 10", 12" and 15".
- Indexible to 180° for better access.
- 14 locking positions for leverage in multiple applications.
- Knurled handle assures a sure grip.
- Meets or exceeds ANSI specifications for pry bars

- 7172 – 10" Indexing Pry Bar
- 7173 – 12" Indexing Pry Bar
- 7174 – 15" Indexing Pry Bar



7703 Ten-Pound Slide Hammer Puller

This heavy-duty slide hammer puller gets tough with those really stuck parts. It has all the features of our smaller versions – heat treated, 24" long, and a 5/8"–18 threaded end to adapt to any of OTC's pulling attachments. The difference is the ten-pound hammer that gives you the extra muscle for really stubborn pulling jobs.



Basic Slide Hammer Units

May be used with an OTC internal pulling attachment (page 129), or with internal or external-internal threaded adapters (page 127).


- 1155 – Slide hammer unit is 24" long with a 5 lb. hammer, 5/8"–18 threaded end.
- 1156 – Slide hammer unit is 24" long with a 2-1/2 lb. hammer, 5/8"–18 threaded end.



Rolling Head Pry Bars

You'll have a lot of leverage using one of these rolling head pry bars. The long, tapered body will also serve as an aligning drift.

- 7162 – Pry bar; 6" long
- 7163 – Pry bar; 12" long
- 7164 – Pry bar; 16" long
- 7165 – Pry bar; 18" long



Handled Pry Bars

Heavy-duty pry bar made of tempered square steel that you can hit without damaging the handle.

- Black chrome striking cap allows hitting the bar without damage to the handle.
- Ergonomic handle – dual durometer composite handle for user comfort; reduces hand fatigue.
- Polished tip with black oxide finish.
- Long-life finish resists rust and wear during use.
- OTC Marathon Lifetime Warranty.

8203 – 3-piece handled pry bar set in gray molded tray. Includes 12", 18", and 24" sizes.

8206 – 6-piece handled pry bar set in gray molded tray. Includes 8", 12", 18", 24", 32" and 36" sizes.

- 8208 – 8" handled pry bar
- 8212 – 12" handled pry bar
- 8218 – 18" handled pry bar
- 8224 – 24" handled pry bar
- 8232 – 32" handled pry bar
- 8236 – 36" handled pry bar



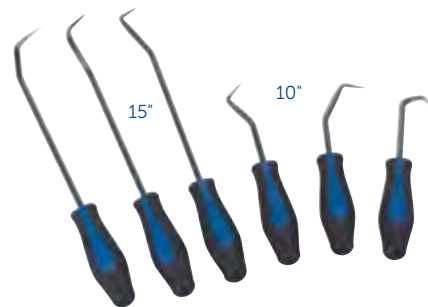
14450 Heat Gun

A lightweight source of directed heat offering 500°F and 750°F settings, and also has a "cold" setting. This handy heat gun is ideal for many applications, including:

- Fast heating/drying of materials.
- Quick curing/drying of epoxies.
- Applying shrink tubing.
- Softening tubing for bending.
- Speed-drying of touch-up paint to eliminate "haze."
- Drying out condensation in motors, clutches, controls, etc.
- Shock-proof and cool-running with a tough housing, the unit weighs just 2-1/2 lbs.
- 115V 50/60 Hz.

Replacement parts

44997 – Switch assembly.



8260 Hose Removal Set (6-piece)

- Consisting of six (6) hose removal tools which consists of three (3) 10", soft-handled tools and three (3) 15", soft-handled tools, each with a hard end-cap.
- They are made of heat-treated, chrome steel with assorted tip shapes.
- Ergonomic handle design fits properly in the hand, allowing for easier holding of the tool.
- Hose removal tools can also be used on upper and lower radiator hoses, clips, washers, gaskets and other items.
- Packaged in a molded tray which can be placed in tool drawer.



EASILY REMOVE HOSES, CLIPS, WASHERS AND GASKETS

8260M
Short Pick, Long Pick and Hook Set (14-piece)

- Combines 8260, 8262 and 8263 sets.
- Packaged in molded trays which can be placed in tool drawer.




8263
Long Pick and Hook Set (4-piece)

- Consisting of four (4), 6.5", soft-handled picks.
- They are sturdy, with both stainless steel shafts and tips, with assorted tip shapes designed for marking, removing o-rings, accessing snap ring and other assorted applications.
- Ergonomic handle design fits properly in the hand, allowing for easier holding of the tool.
- Multi-use tools to scribe, align pierce, clean or remove o-rings, shaft seals, cv boot and motorcycle fork seals and dust hoods.
- Packaged in a molded tray which can be placed in tool drawer.



4515
Mini Pick and Hook Set – 4-Piece

- Sturdy stainless steel points and shafts designed for marking, removing o-rings, accessing snap rings, and performing other tasks. Assorted angle tips allow you to reach awkward locations.
- Knurled shaft design enhances finger control for delicate jobs.



Similar to Ford T87P-19061-A, 415-001

7575
Ford Radio Removal Tool Kit

These dual-purpose tools release the retaining clips of a radio faceplate so you can pull the radio from the instrument panel. For use on 1987 to current Mustang; 1988 and newer Tempo/Topaz; 1989 to current Lincoln Continental; 1990 to current Taurus/Sable, Ranger/Bronco II, Probe, Lincoln Town Car, Mark VII, Crown Victoria/ Grand Marquis, Thunderbird/Cougar, F-series pickups and E-series vans; 1991 to current Explorer; 1995 to 2003 Windstar.



4676PN
Windshield Wiper Puller and Nozzle Needle Combo

- The puller removes wiper arms on many foreign and domestic cars and light trucks.
- Will not damage wiper arm or hood cowl during removal.
- Simply place puller feet under wiper arm and tighten forcing screw against wiper shaft.
- The Nozzle Needle makes quick work of clearing obstructions from the windshield washer spray nozzle.
- Easily pierces corrosion or remove blockage.
- The barrel is knurled for grip and control.
- Threaded end caps keep the needle points covered when not in use.



4706
Universal Lift Support Clamp (pair)

- Easy-to-use clamps designed for placement on hood/lid strut rods preventing the body component from falling of sagging.
- Great for vehicles & shrouds with weak or dry struts.
- Simply place over strut rod and tighten.
- Small design keeps access to the compartment unobstructed.



4711
Deluxe Radio and Antenna Service Kit

- Eleven-piece kit in molded case.
- Universal antenna wrench.
- Ford radio removal tool.
- Deep sockets to remove and install the tamper-proof radio nuts from many GM, Chrysler, and other aftermarket radios.
- Antenna nut sockets cover most import and domestic antenna nuts.



4712
Euro Radio Removal Tool Kit

- Includes the popular tools needed to remove the radio from the dash on the following European vehicles: BMW, VW, Audi, and Mercedes-Benz.
- Easily removes the radio without damaging the radio or the dash panel.



4715
Deluxe European Radio Tool Set

- 18-piece set of tools used to remove radios on most European vehicles sold in the U.S. and Europe.
 - Quickly and easily removes the radio from the dash without damage to the radio or dash.
- Replacement Parts

- 4715-1** – Removal Keys (4 pieces) Audi, Becker, Mercedes-Benz, VW.
- 4715-2** – Removal Keys (2 pieces) Becker, Mercedes-Benz, Porsche.
- 4715-3** – Removal Keys (2 pieces) VW.
- 4715-4** – Removal Keys (2 pieces) Skoda.
- 4715-5** – Removal Keys (2 pieces) Becker.
- 4715-6** – Pentagon Wrench BMW.
- 4715-7** – Bent U-hook (2 pieces) Blaupunkt.
- 4715-8** – U-hook (2 pieces) Audi, Blaupunkt, Ford, Grundig, VW.
- 4715-9** – Allen Hex Wrench BMW, Opel.

OTC BFH HAMMERS

- Indestructible handle - never needs replacement!
- Ergonomic rubber grip handle reinforced with steel bars resists breaking while absorbing impact and vibration.
- Drop-forged head is induction-hardened for long life, and contains steel locking plates that are specially bonded to ensure the head never becomes loose.



5791ID-412



5792ID-216



5793ID-2414

OTC No.	Head Weight	Handle Length	Total Weight
---------	-------------	---------------	--------------

Club/Hand Drill Hammer, Indestructible Handle

5791ID-312	2.5 lbs.	12"	4 lbs.
5791ID-412	4 lbs.	12"	5.1 lbs.
5791ID-416	4 lbs.	16"	5.5 lbs.

Cross Peen Hammer, Indestructible Handle

5792ID-216	2 lbs.	16"	4.5 lbs.
5792ID-316	3 lbs.	16"	5.4 lbs.

Ball Peen Hammer, Indestructible Handle

5793ID-2414	24 oz.	14"	2.6 lbs.
5793ID-3214	32 oz.	14"	3.0 lbs.



5912

Crimwell™ Angled Crimping Pliers

- Universal crimping design accommodates soft wire – solid or stranded – 10-22 AWG.
- Cutting feature included for quicker preparation.
- 9" (228mm) in length, with protective grips to increase leverage and secure crimp.
- Angled design keeps the connector, the wire, and the crimper "in-line" – improving visibility and access in hard to reach places.
- Designed to not pierce connector insulation and also works on un-insulated connectors.
- Service tech can use as much force as desired to ensure connection and it will not damage connector insulation.
- Easy-to-use: Simply insert the connector into the crimping feature, slip over the connector and squeeze.



4468

9" Self Adjusting Wire Stripper

- Strips insulating sheathing from wires ranging from 10 ga. to 22 ga.
- Easy-to-use, just insert wire and squeeze.
- Also cuts and crimps.



5950A

CrimPro™ 4-in-1 Angled Wire Tool

- The angled feature allows access to close quarters and facilitates superior crimps.
- Compact 7-inch design used 4 ways.
- Gripping nose – to pull, twist, bend, and shape.
- Crimper – crimps 12-20 AWG insulated and non-insulated wire.
- Stripper – strips 12-20 AWG wire.
- Cutter – ability to make cuts both above and below pivot.



5950S

CrimPro™ 4-in-1 Wire Tool

- Compact 7-inch design used 4 ways.
- Gripping nose – to pull, twist, bend, and shape.
- Crimper – crimps 12-20 AWG insulated and non-insulated wire.
- Stripper – strips 12-20 AWG wire.
- Cutter – ability to make cuts both above and below pivot.



4467

Automatic Wire Stripper

- Quick removal of insulation on wire AWG 12-20.
- Comes with adjustable depth gauge (8mm to 12mm).
- Sharp v-shaped tooth easily removes insulation without any damage to soft wire strands.
- Cutting tool stored below the stripper.
- Features a space saving locking mechanism for pockets or tool drawer storage.



1513B – 4-Ton



1515B – 10-Ton

Stinger Series 4- and 10-Ton Collision Repair Sets

- Very competitively priced, yet high quality sets include single-speed hydraulic hand pump, hose, and ram.
- Components snap together for quick setups to apply pushing, spreading.
- Components include: hydraulic pump, hose, and ram; ram flat base; extension tubes (4); 1/2-ton spreader; tube coupling; ram toe; wedge head; serrated saddle; flex head; plunger toe; 90° wedge head; storage case. The case for the 10-ton set has wheels for mobility.

1513B – 4-ton collision repair set. Has single speed hydraulic hand pump and ram with 4" stroke.

1515B – 10-ton collision repair set. Has single speed hydraulic hand pump and ram with 6" stroke.



1517A – 4-Ton



1519A – 10-Ton

OTC Series 4- and 10-Ton Collision Repair Sets

- We've matched our OTC hydraulics with versatile tooling.
- Components snap together, permitting you to apply pushing, spreading.
- Components include: hydraulic pump, hose, and ram; ram flat base; 1/2-ton hydraulic spreader; extension tubes (4); tube coupling; ram toe; wedge head; serrated saddle; flex head; plunger toe; 90° wedge head; storage case. The case for the 10-ton set has wheels for mobility.

1517A – 4-ton collision repair set. Has single speed hydraulic hand pump (4000) and ram (4082B) with 5" stroke.

1519A – 10-ton collision repair set. Has two-speed hydraulic hand pump (4004) and ram (4083B) with 6-1/8" stroke.

504888 – Replacement quick coupler (external).

504889 – Replacement quick coupler (internal).

5086
10-Ton Collision Repair Set

- Exert hydraulic force just where it's needed to lift, spread, bend, or straighten. Handles the high-force jobs you face daily in trailer maintenance or other applications.
- Includes reliable components including 10-ton, 10-1/8" stroke hydraulic ram; air/hydraulic pumping unit; hydraulic hose; four snap-together extension tubes; extension tube coupling; serrated saddle; flat base; 90° wedge head; flex head; storage case.
- All set components are covered by OTC Lifetime Marathon Warranty®.



FASTENER SERVICE AUTOMOTIVE SPECIALTY TOOLS



5900A Master TORX® Socket Set

52-piece, professional socket set in a blow-molded case.

Hundreds of applications from front to rear on cars and trucks:

- Seat belt bolts
- Interior and exterior trim screws
- Engine assemblies
- Tail lamp lenses & assemblies
- Bumpers
- Headlight bezels
- Door strikers & latches
- Brake rotor bolts
- GM front-wheel drive front wheel bearings
- Truck box liners

- Styles available: TORX bit sockets, TORX PLUS bits sockets, tamper-resistant TORX bits, and TORX sockets for external bolts.
- Made from superior S2 steel to meet or exceed torque specifications.

Master Torx Socket Set includes:

TORX® Bit Socket Set T6 to T60 (15 piece)			TORX PLUS® Bit Sockets TP8 to TP60 (12 piece)			TORX® External Socket E4 to E24 (13 piece)			TORX® Tamper-Resistant Bits TT8 to TT60 (12 piece)		
Part No.	Size	Sq. Drive	Part No.	Size	Sq. Drive	Part No.	Size	Sq. Drive	Part No.	Size	Hex Insert
5906	T6	1/4"	5918	TP8	1/4"	5934	E4	1/4"	5919	TT8	1/4"
5908	T8	1/4"	6181	TP10	1/4"	5935	E5	1/4"	5920	TT10	1/4"
6101	T10	1/4"	6182	TP15	1/4"	6151	E6	1/4"	5921	TT15	1/4"
6102	T15	1/4"	6183	TP20	1/4"	6152	E7	1/4"	5922	TT20	1/4"
6103	T20	1/4"	6184	TP25	1/4"	6153	E8	1/4"	5923	TT25	1/4"
6104	T25	1/4"	6185	TP27	1/4"	6154	E10	3/8"	5924	TT27	1/4"
6105	T27	1/4"	6186	TP30	1/4"	6155	E12	3/8"	5925	TT30	1/4"
6106	T30	1/4"	6187	TP40	3/8"	6156	E14	3/8"	5926	TT40	3/8"
6107	T40	3/8"	6188	TP45	3/8"	6157	E16	3/8"	5927	TT45	3/8"
6108	T45	3/8"	6191	TP50	3/8"	5936	E18	1/2"	5928	TT50	3/8"
6109	T47	3/8"	6192	TP55	3/8"	5937	E20	1/2"	5929	TT55	3/8"
6110	T50	3/8"	6193	TP60	1/2"	5938	E22	1/2"	5930	TT60	1/2"
6111	T55	3/8"				5939	E24	1/2"			
6112	T60	1/2"									
6198	T70	1/2"									

6100 Standard TORX® Socket Set T10 to T60 (12 piece)

Set includes one each of the following:

No.	Size	Sq. Drive
6101	T10	1/4"
6102	T15	1/4"
6103	T20	1/4"
6104	T25	1/4"
6105	T27	1/4"
6106	T30	1/4"
6107	T40	3/8"
6108	T45	3/8"
6109	T47	3/8"
6110	T50	3/8"
6111	T55	3/8"
6112	T60	1/2"



6135 Universal Brake Caliper Socket Set (9 Piece)

Set includes one each of the following:

No.	Size	Sq. Drive
6107	T40	3/8"
6108	T45	3/8"
6110	T50	3/8"
6112	T60	3/8"
6165	1/4"	3/8"
6167	3/8"	3/8"
6175	7 mm	3/8"
6176	8 mm	3/8"
6177	10 mm	3/8"



6145 Tamper-Resistant TORX® Socket Set (7 piece)

Set includes one each of the following:

No.	Size	Sq. Drive
5920	TT10	1/4"
5921	TT15	1/4"
5922	TT20	1/4"
5923	TT25	1/4"
5924	TT27	1/4"
5925	TT30	1/4"
5926	TT40	3/8"



6160
Fraction Hex Socket Set (7 piece)



Set includes one each of the following:

No.	Size	Sq. Drive
6161	1/8"	3/8"
6162	5/32"	3/8"
6163	3/16"	3/8"
6164	7/32"	3/8"
6165	1/4"	3/8"
6166	5/16"	3/8"
6167	3/8"	3/8"



6170
Metric Hex Socket Set (7 piece)



Set includes one each of the following:

No.	Size	Sq. Drive
6171	3 mm	3/8"
6172	4 mm	3/8"
6173	5 mm	3/8"
6174	6 mm	3/8"
6175	7 mm	3/8"
6176	8 mm	3/8"
6177	10 mm	3/8"



6150
External TORX® Socket Set (7 piece)



Set includes one each of the following:

No.	Size	Sq. Drive
6151	E6 x 25	1/4"
6152	E7 x 25	1/4"
6153	E8 x 25	1/4"
6154	E10 x 32	3/8"
6155	E12 x 32	3/8"
6156	E14 x 32	3/8"
6157	E16 x 32	3/8"



6180
TORX® Plus Socket Set (9 piece)



Set includes one each of the following:

No.	Size	Sq. Drive
6181	TP10	1/4"
6182	TP15	1/4"
6183	TP20	1/4"
6184	TP25	1/4"
6185	TP27	1/4"
6186	TP30	1/4"
6187	TP40	3/8"
6188	TP45	3/8"
6191	TP50	3/8"



5905
Tamper-Resistant TORX® Plus Socket Set (11 piece)



Set includes one each of the following:

No.	Size	Sq. Drive
5905-8	8IPR	1/4"
5905-10	10IPR	1/4"
5905-15	15IPR	1/4"
5905-20	20IPR	1/4"
5905-25	25IPR	1/4"
5905-27	27IPR	1/4"
5905-30	30IPR	1/4"
5905-40	40IPR	3/8"
5905-45	45IPR	3/8"
5905-50	50IPR	3/8"
5905-55	55IPR	3/8"



5931
External Torx® Plus Socket Set (8 piece)



Set includes one each of the following:

No.	Size	Sq. Drive
5931-6	6EP	3/8"
5931-7	7EP	3/8"
5931-8	8EP	3/8"
5931-10	10EP	3/8"
5931-11	11EP	3/8"
5931-12	12EP	3/8"
5931-14	14EP	3/8"
5931-16	16EP	3/8"




5942
XZN Super Short Socket Bit Set (8 piece)




Set includes one each of the following:

No.	Size	Sq. Drive
5942-4	SP4	1/4"
5942-5	SP5	1/4"
5942-6	SP6	1/4"
5942-8	SP8	1/4"
5942-10	SP10	3/8"
5942-12	SP12	3/8"
5942-14	SP14	3/8"
5942-16	SP16	3/8"



6950
SAE Ball Hex "L" Keys 1/16" to 3/8" (10 piece)



Set includes one each of the following:

No.	Size
6950-1	1/16"
6950-2	5/64"
6950-3	3/32"
6950-4	1/8"
6950-5	5/32"
6950-6	3/16"
6950-7	7/32"
6950-8	1/4"
6950-9	5/16"
6950-10	3/8"



6952
Metric Ball Hex "L" Keys 1.5mm to 10mm (10 piece)



Set includes one each of the following:

No.	Size
6952-1	1.5mm
6952-2	2mm
6952-3	2.5mm
6952-4	3mm
6952-5	4mm
6952-6	5mm
6952-7	6mm
6952-8	7mm
6952-9	8mm
6952-10	10mm



6954
Standard TORX® "L" Keys T8 to T50 (10 piece)



Set includes one each of the following:

No.	Size
6954-1	T8
6954-2	T10
6954-3	T15
6954-4	T20
6954-5	T25
6954-6	T27
6954-7	T30
6954-8	T40
6954-9	T45
6954-10	T50



6956
TORX® Plus "L" Keys TP8 to TP50 (10 piece)



Set includes one each of the following:

No.	Size
6956-1	TP8
6956-2	TP10
6956-3	TP15
6956-4	TP20
6956-5	TP25
6956-6	TP27
6956-7	TP30
6956-8	TP40
6956-9	TP45
6956-10	TP50



6958
TORX® TAMPER RESISTANT "L" Keys TT8 to TT50 (10 piece)



Set includes one each of the following:

No.	Size
6958-1	TT8
6958-2	TT10
6958-3	TT15
6958-4	TT20
6958-5	TT25
6958-6	TT27
6958-7	TT30
6958-8	TT40
6958-9	TT45
6958-10	TT50





7365 Hex Key Wrenches

- Allen head cap screws are everywhere, which makes a set of these wrenches a necessity.
- Extra long for added leverage and accessibility.
 - Meets ANSI specs.
 - Plastic pouch containing wrench Nos. 7345 through 7354.

Tool No.	Size	Fits Set Screws	Fits HH Cap Screws
7345*	1/16"	6	–
7346*	5/64"	8	–
7347*	3/32"	10 & 12	–
7348*	1/8"	1/4"	8
7349*	5/32"	5/16"	10
7350*	3/16"	3/8"	1/4"
7351*	7/32"	7/16"	5/16"
7352*	1/4"	1/2"	3/8"
7353*	5/16"	5/8"	3/8" & 7/16"
7354*	3/8"	3/4"	1/2"
7355†	7/16"	13/16"	9/16"
7356†	1/2"	7/8"	5/8"
7357†	9/16"	1" & 1-1/8"	3/4"
7358†	5/8"	1-1/4" & 1-3/8"	1"
7359†	3/4"	1-1/2"	1-1/8" & 1-1/4"
7360†	1"	1-3/4" & 2"	1-1/2"

* Included in No. 7365 set.
† Available separately; not included in set.




7334 Metric Hex Key Wrench Set

- These long-arm hex key wrenches provide added leverage and accessibility.
- Rust-resistant black oxide finish.
 - There are 9 sizes, from 1.5 mm to 10 mm.
 - Available separately: 12 mm, 14 mm, 17 mm, and 19 mm.
- Metric hex key set in plastic pouch. Sizes: 1.5 mm, 2 mm, 2.5 mm, 3 mm, 4 mm, 5 mm, 6 mm, 8 mm, and 10 mm.

Tool No.	Size (mm)
7321*	1.5
7322*	2
7323*	2.5
7324*	3
7325*	4
7326*	5
7327*	6
7328*	8
7329*	10
7330†	12
7331†	14
7332†	17
7333†	19

* Included in No. 7334 set.
† Available separately; not included in set.



4651 Screw Extractor Set

- Removes broken studs and bolts.
- Includes ten guide bushings, five drill bits and five screw extractors with extractor nuts.
- Drill bits are left handed to help removal.



5940 BMW Head Bolt Socket

- Socket is designed to fit in the cylinder head on M42 and M50 engines to remove and install cylinder head bolts.
- Spring loaded detent ball holds bolt in place.
- Works with 1/2 inch ratchet, breaker bar, or torque wrench. Socket size is E12 for external TORX® bolts.



6986 Stud Remover Set, Fractional

- This fractional, 4-piece, stud remover set offers the best professional extractors available. Designed and tested to reach studs in difficult work areas.
- Housed in a blow-molded storage case.

3/8" drive for:
6986-1 – 1/4" stud remover
6986-2 – 5/16" stud remover
 1/2" drive for:
6986-3 – 3/8" stud remover
6986-4 – 7/16" stud remover



6987 Stud Remover Set, Metric

- This metric, 4-piece stud remover set offers the best professional extractors available. Designed and tested to reach studs in difficult work areas.
- Housed in a blow-molded storage case.

3/8" drive for:
6987-6 – 6 mm stud remover
6987-8 – 8 mm stud remover
 1/2" drive for:
6987-10 – 10 mm stud remover
6987-12 – 12 mm stud sizes.



FOR PRODUCT
VIDEOS VISIT
OTCTOOLS.COM

6022 Toyota Head Bolt Socket

- Specially designed socket is needed to tighten or loosen head bolts on Toyota Paseo vehicles with 3S-GE and 3S-FE engines.
- 8 mm socket features a 12-point, 1/2" drive socket.

Similar to Toyota No. 09043-50080



Impact Drivers

- Loosens hard-to-turn screws, bolts or nuts.
- Handle design prevents possibility of hitting hand with hammer when striking impact driver.
- Bit holder has 3/8" drive (No. 4608), 1/2" (No. 4607) drive, and 5/16" hex for Phillips and flat screwdriver bits.
- Includes eight screwdriver bits:
No. 2 Phillips bit, 1-3/8" long with 5/16" hex
No. 2 Phillips bit, 3-1/8" long with 5/16" hex
No. 3 Phillips bit, 1-3/8" long with 5/16" hex
No. 3 Phillips bit, 3-1/8" long with 5/16" hex
5/16" wide x 1-3/8" long with 5/16" hex slotted bit
5/16" wide x 3-1/8" long with 5/16" hex slotted bit
3/8" wide x 1-3/8" long with 5/16" hex slotted bit
3/8" wide x 3-1/8" long with 5/16" hex slotted bit

- 4607** – 1/2" impact driver
- 4608** – 3/8" impact driver



**4576
Universal C-Frame Nut Splitter**

- Forged and heat-treated frame with offset handle works where ordinary nut splitters may fail. Smooth action cracks nuts without damaging bolt threads.
- Chisel rotates to line up parallel to bolt. Splits non-heat-treated nuts of 7/16" (11 mm) through 3/4" (19 mm) diameter. Tool is 6-3/4" in length.



Universal Outside Thread Chaser

- Damaged bolt or nut threads can be an annoying, costly problem—unless you have one of our thread chasers. It will quickly restore threads to near original condition without the use of expensive thread-cutting equipment.
- Replaceable V-pads and dies.
 - 1-1/4" to 5" O.D.

- 7402** – Thread chaser with 6 dies: threads per inch - 4, 5, 6, 7, 7-1/2, 8, 9, 10, 11, 11-1/2, 12, 14, 16, 18, 20, and 24.

- 216884** – Standard die set. Includes 6 dies, in the sizes listed above.

- 202817** – Metric die set. Includes three dies: 1 mm- 1.25 mm-1.5 mm-1.75 mm, 2 mm-2.5 mm-3.0 mm-3.5 mm; 4 mm pitch dies.

- 206803** – V-pad.



**4614
Side Terminal Battery Wrench**

- Designed for use on GM side-terminal batteries, or any 5/16" hex head battery bolt.
- 5/16", 6 point, box end, 5-1/2" long, ratcheting wrench; insulated handle.



**4615
Long-Side Terminal Battery Wrench**

- Designed for use on GM side-terminal batteries, or any 5/16" hex head battery bolt.
- Long handle allows access to hard-to-reach battery terminal bolts.
- 5/16", 6 point, box end, 10" long, ratcheting wrench; insulated handle.



**4616
Battery Terminal Wrench – 10mm**

- Designed for use on 10 mm battery terminal bolts found on many import and domestic vehicles.
- 10 mm, 12 pt., box-end ratcheting wrench; 5-1/2" long with insulated handle.



**4791
Spanner Wrench, 3/4" - 2"**

This chrome vanadium hardened steel wrench features a 5" handle and slim strong hook to access slotted retaining rings in hard to reach areas.



**4792
Spanner Wrench, 2" - 4 3/4"**

This chrome vanadium hardened steel wrench features a 9" handle and slim strong hook to access slotted retaining rings in hard to reach areas.



**885
Adjustable Hook Spanner Wrench**

- Here's a tool that's needed wherever turret adjusting nuts or packing gland nuts are used.
- Capacity is 1-1/2" to 4".
 - Handle is 24" long, 11/16" diameter.



Adjustable Hook Spanner Wrenches

These pieces will replace many fixed-size wrenches needed to service industrial tractors and other equipment. Their drop-forged jaws adjust to 11 positions for a capacity of 4-3/4" to 12-3/4" O.D.

- Handle is 24" long and 1" in diameter.

- 7307** – Spanner wrench with one 3/8" thick jaw.

- 7308** – Spanner wrench with two interchangeable jaws: one 3/8" thick, one 3/4" thick.



**7309
Heavy-Duty Adjustable HookSpanner Wrench**

Some jobs require beefier tools. Here's a wrench to fill that need. It's drop-forged and features extra heavy construction and a 3/4" thick, 11-position hook jaw that's capable of gripping fasteners from 4-3/4" to 12-3/4" O.D.

- Handle is 25-3/4" long and 15/16" in diameter.



**7380
Dial Torque Wrench**

- Torques in both right and left hand directions with equal accuracy.
- Can be used with confidence in all automotive, and industrial applications.
- Reads directly in both English and Metric graduations.
- Wrench can be held at any point without affecting accuracy.
- Memory or follow-up pointer can be utilized to indicate the maximum torque reached.
- Accuracy; +/- 4% CW and CCW.
- Torque Range; 0-150 in. lbs. (0-17 N-m).
- 3/8" square drive, 10" length.
- Includes blow-molded storage case.

Tool No.	Torque Range	Graduations	Square Drive	Length
7380	0-150 in. lbs. (0-17 N•m)	4 in. lbs.	3/8"	10"

FASTENER SERVICE AUTOMOTIVE SPECIALTY TOOLS



Accutorq™ Klikker Torque Wrenches

These precision torque wrenches make a loud click when you've reached the torque setting. They feature ratcheting heads, all-metal construction, permanently roll-marked scales, and soft-grip rubber handles that enable you to firmly grasp the wrench for right- or left-hand torquing.

- Includes molded plastic case.
- One-year warranty.

Tool No.	Torque Range	Graduations	Square Drive	Length
7375	100-1000 in.-lb (11-113 N•m)	10 in.-lb	3/8"	15-1/8"
7377	10-150 ft.-lb (14-203 N•m)	2 ft.-lb	1/2"	17-3/4"
7378	25-250 ft.-lb (34-339 N•m)	2 ft.-lb	1/2"	19-3/8"
7379	100-600 ft.-lb (136-813 N•m)	10 ft.-lb	3/4"	42-1/4"



7367 Torque Multiplier, 1000 lb-ft

- Drive Input; 1/2", 365 lb-ft Max
- Drive Output; 3/4", 1100 lb-ft Max
- Head Width; 2.9", 3.3:1 Ratio
- Reaction Bar; 13-3/4"
- Includes reaction foot.
- Note; frictional gear loss = 6%

4554 Torque Angle Gauge

- Required when servicing many late model engines that use torque-to-yield fasteners. Measures angle of rotation after pre-torque in torque-angle applications.
- The 360° scale is marked in 2° increments and intervals of 10° and 30°; easily zeroed for next application by turning the tool housing.
- Has 1/2" male and female square drives.



7415 Torque Angle Gauge

- Many manufacturers specify a torque angle procedure for tightening fasteners and head bolts because it helps ensure more accurate tightening. This torque angle gauge, featuring an easy-to-read gauge, will provide a precise reading.
- Accommodates a 1/2" drive torque wrench.



5776 Preset Torque Wrench Set

These color coded click torque wrenches are pre-set to the most common lug nut torque settings, making them perfect for tire shops. Highly durable design can hold up to the toughest tire shop demands.

- No need for adjustments
- Durable satin finish
- 1/2" Drive, 36 tooth
- Quick release ratchet head
- Perfect for Wheel / Tire shop
- Accuracy better than $\pm 3\%$ CW

Sold Individually:

5776-1 Preset Torque Wrench, 1/2" 65 lb-ft

5776-2 Preset Torque Wrench, 1/2" 80 lb-ft

5776-3 Preset Torque Wrench, 1/2" 100 lb-ft

5776-4 Preset Torque Wrench, 1/2" 120 lb-ft

5776-5 Preset Torque Wrench, 1/2" 140 lb-ft



7368 Torque Multiplier, 2000 lb-ft

- Drive Input; 3/4", 730 lb-ft Max
- Drive Output; 1", 2200 lb-ft Max
- Head Width; 3.6", 3.3:1 Ratio
- Reaction Bar; 15-5/8"
- Includes reaction foot.
- Note; frictional gear loss = 6%



Torque Multipliers

These 4:1 ratio torque multipliers provide the power to tighten threaded fasteners in a number of truck and tractor repair operations.

5073 – 1,000 lb. capacity torque multiplier. Has 1/2" square drive and 3/4" square drive output. Includes 14" extension handle.


5074 – 2,000 lb. capacity torque multiplier. Has 3/4" square drive and 1" square drive output. Includes 18" extension handle.

Giant Adjustable Wrenches

The really big jobs call for really big tools. These wrenches will handle 42 bolt sizes from 1-3/8" to 4-3/4". Together, both wrenches weigh just 41 lbs., but can replace over 1,000 lbs. of fixed-size wrenches.

7640 – Giant adjustable wrench. Rated to withstand 2,000 ft. lbs. of torque.

7641 – Giant adjustable wrench. Rated to withstand 5,000 ft. lbs. of torque.



Tool No.	Nut / Bolt Size	Increments of Jaw Adjustment	Lgth.	Head Thickness	Wt. (lbs.)
7640	1-3/8" to 2-7/8"	1/8"	24"	7/8"	10.6
7641	2-3/4" to 4-3/4"	1/8"	36"	1-1/8"	30.3



6969 Ratcheting Chain Wrench – 24"

- Ratcheting action makes it possible to re-grip without removing wrench.
- Handles parts of most any shape... round, square, hexagon, or octagon.
- Handle is 24" long; chain grips objects ranging from 3" to 6-1/2" O.D.




6968 Ratcheting Chain Wrench – 12"

- Works on many different-shaped objects, such as square, round, hexagon, oval, etc.
- Handle is 12" long; chain grips objects ranging from 1/2" to 4-1/2" O.D.

516941 – Replacement Chain

516942 – Replacement chain



OTC Technician Gloves

- Washable synthetic leather palm with padding ensures comfort and a secure grip.
- Polyester and Lycra material around fingers offer a durable lightweight cover that stretches for a great fit.
- PVC cushions help protect knuckles from injury due to slippage.
- Comfortable polyester back panels include webbing for improved ventilation.

5800TGLV-M – Medium

5800TGLV-L – Large

5800TGLV-XL – Extra large SmartTech™ Technician Gloves

- Same as above, also works with touchscreen technology.

5801SGLV-M – Medium

5801SGLV-L – Large

5801SGLV-XL – Extra large



7400 Ratcheting Chain Wrench

This multi-purpose tool will grip parts of nearly any shape. It features a ratcheting head design that lets you turn in either direction without removing wrench from the work.

- 13" handle with capacity from 1/2" to 4-3/4" O.D.

209199 – Replacement Chain



7206 Multipurpose Strap Wrench

You'll find many uses for this heavy-duty strap wrench. The 53" long nylon strap won't mar precision surfaces of shafts, pulleys, or other components. Useful on engine, transmission, and drive pulleys up to 16 inches. Special head design self-tightens the strap as force is applied to the lightweight, 12" long handle.

305085 – Replacement Strap



4804 Heavy Duty Pulley Holder

This strap style universal wrench features a 9" drop forged handle and 23" leather strap for excellent grip on diameters up to 7". The milled foot increases grip on the strap and pulley as handle force is increased.



7401 Ratcheting Chain Wrench

This multi-purpose tool will grip parts of nearly any shape. It features a ratcheting head design that lets you turn in either direction without removing wrench from the work.

- 19" handle with capacity from 3" to 6-3/4" O.D.

209200 – Replacement Chain

RETAINING RING PLIERS

Here are a variety of retaining ring pliers, available individually or in sets, to handle many applications.

7053K

Internal/external retaining ring pliers kit. Includes four 90° tips (.038" diameter), four 45° tips (.047" diameter), and eight straight tips (.047" and .070" diameter).

15702

Replacement tip kit. Contains 4 sets, 4 tips per set.



7123K

Convertible retaining ring pliers kit. For internal or external rings. Contains one No. 1120 (.038" diameter) and one No. 1340 (.070" diameter) straight tip pliers.



7125K

Convertible retaining ring pliers kit. For internal or external rings. Contains one No. 1125 (.038" diameter) and one No. 1345 (.070" diameter) 45° pliers.




7300

Internal, straight tip retaining ring pliers. 16" long.

7301

External, straight tip retaining ring pliers. 16" long.



7300 Internal tip



7301 External tip

Replacement tips (pairs):

209201 For pliers Nos. 7300 and 7301.

222029 45° for pliers Nos. 7300 and 7301.

222030 90° for pliers Nos. 7300 and 7301.



209201

222029

222030

INTERNAL		CONVERTIBLE		EXTERNAL	
No. 0100	No. 0300	No. 1120	No. 1340	No. 0200	No. 0400
No. 0500		No. 1125	No. 1345	No. 0600	No. 7301

How to select the correct pliers:

1. If ring number is known, locate ring number in chart —pliers are listed in right-hand column.
2. Or, measure diameter of shaft bore and locate size in chart—pliers are in right-hand column.

Ring Series No.	Size Range (Ring Size No.)	Bore of Shaft Dia. Range ("Inch" equiv.)	Pliers No.
5100 5101 5102 555	12 to 87	1/8" to 7/8"	0200
	12,15,25 to 66	1/8" to 21/32"	1120, 1125
	25 to 143	1/4" to 1-7/16"	7053K, 7123K, or 7125K
	93 to 143	15/16" to 1-7/16"	1340, 1345, or 0400
	31 to 75	5/16" to 3/4"	
5108	150 to 350	1-1/2" to 3-1/2"	0600
	75	3/4"	
	354 to 650	3-35/64" to 6-1/2"	7301
	50 to 100	1/2" to 1"	0200
5008	50 to 78	1/2" to 25/32"	1120
	50 to 200	1/2" to 2"	7053K, 7123K, or 7125K
	106 to 200	1-1/16" to 2"	1340, 1345, or 0400
	215 to 334	2-1/8" to 3-11/32"	0600
	350 to 400	3-1/2" to 4"	7301
N5000 N5001 N5002	37 to 102	3/8" to 1-1/32"	0100
	37 to 56	3/8" to 9/16"	1120, 1125
	37 to 200	3/8" to 1-3/4"	7053K, 7123K, or 7125K
	106 to 175	1-1/16" to 1-3/4"	1340, 0300
	181 to 300	1-13/16" to 3-1/2"	0500
5008	306 to 625	3-1/16" to 6-1/4"	7300
	75 to 137	3/4" to 1-3/8"	0100
	75 to 100	3/4" to 1"	1120, 1125
	75 to 200	3/4" to 2"	7053K, 7123K, or 7125K
	143 to 200	1-7/16" to 2"	1340, 1345, or 0300
5008	206 to 300	2-1/16" to 3"	0500
	315 to 400	3-5/32" to 4"	7300

0100

.038" tip diameter straight for removing internal rings.



0200

.038" tip diameter straight for removing external rings.



0300

.070" tip diameter straight for removing internal rings.



0400

.070" tip diameter straight for removing external rings.



0500

.090" tip diameter straight for removing internal rings.



0600

.090" tip diameter straight for removing external rings.



7295

Retaining Ring Pliers

The "squeeze-lock" ratchet action of this tool locks retaining rings in position, making removal and installation easy. It features cushioned handles to ensure a secure grip.

- Will handle rings 3/16" thick and up to 4" in diameter.
- Pliers is 12" long.



211051 Pair of replacement tips.

7313

Retaining Ring Pliers

This tool removes the external retaining rings used in transmissions, differentials and other automotive components.

- Maximum spread is 1-1/16" and 7-3/4" long.



714

Horseshoe Lock Ring Pliers

This ruggedly built pliers is designed to spread and remove horseshoe lock rings used on hydraulic brakes, differentials, transmissions, and CV joints.

- Handles are 8" long.



7412K

Retaining Ring Pliers Set

This set includes 12 of our most popular retaining ring pliers, in sizes for automotive applications. Tips include straight, 45°, and 90° angles in four different sizes (.038, .047, .070, and .090" diameter).

- Includes a sturdy plastic organizer box.



4512

Snap Ring Pliers Set – Internal/External

- For internal or external snap rings; thumbscrew permits quick conversion.
- Made of heavy-gauge tempered steel.
- Includes two stainless steel handled picks.
- Contained in a blow-molded plastic storage case.



4513

Heavy-Duty Snap Ring Pliers Set (2 piece)

- Heat treated steel "circlip" pliers for large equipment repair.
- Replaceable tips and spring ratchet locking mechanism to securely hold against snap ring tension.
- Internal pliers' capacity 3-1/16" to 6-1/4" (78 mm to 159 mm) snap rings.
- External pliers' capacity 3-1/2" to 6-1/2" (89 mm to 165 mm) snap rings.
- Blow-molded storage case includes extra sets of replaceable tips.
- Overall length 16"; handle length 12-1/2".



No. 4513 includes:

Tool No.	Description
4513-1	Internal snap ring pliers
4513-2	External snap ring pliers
4513-3	(2) .12" (3 mm) straight tip

Tool No.	Description
4513-4	(2) .12" (3 mm) 45° tips
4513-5	(2) .12" (3 mm) 90° tips
4513-6	4 tip retaining screws

7410

Retaining Ring Pliers with replaceable tips

An ideal tool for any transmission shop, this 13" long pliers with a maximum spread of 2.5" features replaceable tips and a spring-return handle.

214903

Set of replacement tips.



No. 7412K Includes:

Tool No.	Description
1120	.038" dia., straight
1125	.038" dia., 45°
1131	.038" dia., 90°
1320	.047" dia., straight
1325	.047" dia., 45°
1329	.047" dia., 90°
1340	.070" dia., straight
1345	.070" dia., 45°
1349	.070" dia., 90°
1560	.090" dia., straight
1565	.090" dia., 45°
1569	.090" dia., 90°

All items can be purchased separately.

No. 4512 includes:

Tool No.	Description
4512-1	.090" tip, straight pliers
4512-2	.090" tip, 90° pliers
4512-3	.070" tip, straight pliers
4512-4	.070" tip, 90° pliers
4512-5	.047" tip, straight pliers
4512-6	.047" tip, 90° pliers
4512-7	.038" tip, straight pliers
4512-8	.038" tip, 90° pliers
4512-9	straight tip pick

4512-10 90° tip pick

All items can be purchased separately.

4514

Mini Snap Ring Pliers Set (4 piece)

- Service S-ring and R-ring clips, internal or external, straight or angled. Ruggedly built of heat-treated chrome molybdenum steel.
- Set includes two internal snap ring pliers (one straight, one 45°) and two external snap ring pliers (one straight, one 45°).
- All pliers have .038" (1.0mm) diameter tips.
- Overall length 3"; handle length 2".



PLIERS & CUTTERS AUTOMOTIVE SPECIALTY TOOLS



- 4509
Straight-Blade Hose Cutter**
- Cuts rubber hoses ranging from 1/4" to 1-1/2".
 - Simply place hose in tool and squeeze handle to cut.
 - Replacement steel cutter blade No. 4509-1 is available.

4509-1 – Replacement hose cutter blade.



- 4411
Ratcheting Hose & PVC Cutter (Standard)**
- Cuts hose and PVC up to 1-3/8" dia.
 - Features metal frame and ergonomic handles for high leverage.
 - Compound ratcheting action provides maximum cutting power.
 - Will also cut cable and wires.



- 4412
Ratcheting Hose & PVC Cutter (Heavy Duty)**
- Cuts hose and PVC up to 1-3/4" dia.
 - Features metal frame and rubber padded ergonomic handles for high leverage and comfort.
 - Compound ratcheting action provides maximum cutting power.
 - Will also cut cable and wires.



- 4818
Multi-purpose Scissors**
- Will cut hose, wire and cables, wood dowel, PVC, and thin sheet metals in addition to general cutting. The hardened stainless steel blades have an angle ground into one that eliminates slipping when cutting round materials.



- 5912
Crimpwell™ Angled Crimping Pliers**
- Universal crimping design accommodates soft wire – solid or stranded – 10-22 AWG.
 - Cutting feature included for quicker preparation.
 - 9" (228mm) in length, with protective grips to increase leverage and secure crimp.
 - Angled design keeps the connector, the wire, and the crimper "in-line" – improving visibility and access in hard to reach places.
 - Designed to not pierce connector insulation and also works on un-insulated connectors.
 - Service tech can use as much force as desired to ensure connection and it will not damage connector insulation.
 - Easy-to-use: Simply insert the connector into the crimping feature, slip over the connector and squeeze.



- 4510
Hose Pinch Off Pliers Set, 3 Piece**
- Shuts off flow through vacuum lines, fuel lines, coolant lines, etc.
 - Cocking ratchet mechanism holds pivoting jaws tightly in place. Heavy-duty swivel jaws pivot to assure parallel pinching.
 - Available separately:
- 4510-8** – 8" tool for small hoses and tight areas.
4510-10 – 10" tool for radiator and vacuum lines.
4510-12 – 12" tool for radiator and vacuum lines.



- 4802
Universal Pulley Holder Locking Pliers**
- This adjustable locking pliers can be used to hold pulleys, clutch hubs, flywheels, gears, and sprockets with internal or external teeth up to a 4" diameter. Can also be used on applications with slots or holes with the 5/16" pins.



- 4613
Battery Pliers**
- Serrated jaws firmly grip the battery terminal nut or bolt.
 - Offset handles allow access in hard-to-reach areas.
 - Works on top-post and side-post battery terminals.



- 4493
Angle-Tip Relay Pliers**
- Designed to remove and install relays, which are usually located in confined, hard-to-reach areas.
 - Specially coated tips offer a solid grip on the relay.

- 1/4" & 3/8" Cable Cutters**
- Perfect choice for cutting heavier copper and aluminum cables.
 - This tool is especially valuable for battery service where replacing a terminal is required.
 - Clean cut with minimal mashing of wire strands.
- 4476** – 1/4" cable cutter.
4477 – 3/8" cable cutter.





7175
3 Piece Indexing Pry Bar Set

- Sizes 10", 12" and 15".
- Indexible to 180° for better access.
- 14 locking positions for leverage in multiple applications.
- Knurled handle assures a sure grip.
- Meets or exceeds ANSI specifications for pry bars

7172 – 10" Indexing Pry Bar

7173 – 12" Indexing Pry Bar

7174 – 15" Indexing Pry Bar



Handled Pry Bars

Heavy-duty pry bar made of tempered square steel that you can hit without damaging the handle.

- Black chrome striking cap allows hitting the bar without damage to the handle.
- Ergonomic handle – dual durometer composite handle for user comfort; reduces hand fatigue.
- Polished tip with black oxide finish.
- Long-life finish resists rust and wear during use.
- OTC Marathon Lifetime Warranty.

8203 – 3-piece handled pry bar set in gray molded tray. Includes 12", 18", and 24" sizes.

8206 – 6-piece handled pry bar set in gray molded tray. Includes 8", 12", 18", 24", 32" and 36" sizes.

8208 – 8" handled pry bar

8212 – 12" handled pry bar

8218 – 18" handled pry bar

8224 – 24" handled pry bar

8232 – 32" handled pry bar

8236 – 36" handled pry bar



Jimmy Bars

We've forged these bars from chrome alloy steel, then heat-treated them to resist bending and breaking.

7166 – 5/8" diameter, 18" long

7167 – 3/4" diameter, 24" long

7168 – 7/8" diameter, 30" long

7420 – 7/8" diameter, 46" long

7421 – 1" diameter, 54" long



Rolling Head Pry Bars

You'll have a lot of leverage using one of these rolling head pry bars. The long, tapered body will also serve as an aligning drift.

7162 – Pry bar; 6" long

7163 – Pry bar; 12" long

7164 – Pry bar; 16" long

7165 – Pry bar; 18" long



7171
Pry Pac

Three pry bars in one economical pack. You get 12" and 18" rolling head pry bars and a 24" jimmy bar.

- Heat-treated chrome alloy steel.



7687A
Pry Bar Head

- Turns any 3/8" drive ratchet or breaker bar into a rolling head pry bar.
- Gives you the versatility of a pry bar without the storage problems.



9900A
Persuader Pry Bar Merchansider

The OTC 7168 Jimmy Bar features a forged chisel end for prying or lifting. This most popular model has a sharpened drift on the opposite end for alignment of heavy steel components for welding and fastening. The 7168 is the perfect choice for millwrights, rigging, demolition, aggregate mining and construction. Specially treated to resist bending or breaking, the OTC 7168 can "persuade" almost any obstacle encountered.

Includes 10 Chisel and Alignment Jimmy Bars:

- 30" in length; 7/8" diameter.
- Forged and chromed alloy steel.
- Designed and heat-treated to resist bending and breaking.
- Made in USA.
- Lifetime warranty.

The sturdy cardboard merchandiser is 52" high, 18" wide and 12" deep, specifically designed for the Jimmy Bars, is free with purchase.


9901A
MAJOR Persuaders Pry Bar Merchansider

The 9901A "MAJOR Persuader" merchandiser puts OTC's three biggest Jimmy Bars in a super convenient merchandiser designed to help increase in-store sales!

- Includes two 30" 7168 Jimmy Bars.
- Includes two 46" 7420 Jimmy Bars.
- Includes one 54" 7421 Jimmy Bar, covering almost any medium and heavy-duty application.

The sturdy cardboard merchandiser is 64" high, 16" wide and 18" deep, specifically designed for the Jimmy Bars, is easy to assemble and will safely hold up to five heavy-duty pry bars at one time.





EASILY REMOVE HOSES, CLIPS, WASHERS AND GASKETS

8260M

Short Pick, Long Pick and Hook Set (14-piece)

- Combines 8260, 8262 and 8263 sets.
- Packaged in molded trays which can be placed in tool drawer.



8262

Short Pick and Hook Set (4-piece)

- Consisting of four (4), 6.5", soft-handled picks.
- They are sturdy, with both stainless steel shafts and tips, with assorted tip shapes designed for marking, removing o-rings, accessing snap rings and other assorted applications.
- Ergonomic handle design fits properly in the hand, allowing for easier holding of the tool.
- Multi-use tools to scribe, align pierce, clean or remove o-rings, shaft seals, cv boot and motorcycle fork seals and dust hoods.
- Packaged in a molded tray which can be placed in tool drawer.




4508

Professional Style Seal Puller

- Designed to remove oil and grease seals when servicing cars, SUVs, and light trucks without damaging the housing or bearing.
- Hook tips in two sizes and professional handle design allows removal of hard-to-get-at seals by getting under them.
- The tool is 12" long and the hook tip is double-secured (versus competitors' designs), for durability.
- An extra blade is included, and additional replacements (No. 4508-1) may be ordered.


4508-1 – Replacement blade for 4508



8263

Long Pick and Hook Set (4-piece)

- Consisting of four (4), 9.25", soft-handled picks.
- They are sturdy, with both stainless steel shafts and tips, with assorted tip shapes designed for marking, removing o-rings, accessing snap ring and other assorted applications.
- Ergonomic handle design fits properly in the hand, allowing for easier holding of the tool.
- Multi-use tools to scribe, align pierce, clean or remove o-rings, shaft seals, cv boot and motorcycle fork seals and dust hoods.
- Packaged in a molded tray which can be placed in tool drawer.



8260

Hose Removal Set (6-piece)

- Consisting of six (6) hose removal tools which consists of three (3) 10", soft-handled tools and three (3) 15", soft-handled tools, each with a hard end-cap.
- They are made of heat-treated, chrome steel with assorted tip shapes.
- Ergonomic handle design fits properly in the hand, allowing for easier holding of the tool.
- Hose removal tools can also be used on upper and lower radiator hoses, clips, washers, gaskets and other items.
- Packaged in a molded tray which can be placed in tool drawer.



7103

O-Ring / Oil Seal Pick Set


Fishing a stubborn o-ring or oil seal out of its seat is easy if you have this pair of picks in your toolbox.



7312

O-Ring / Oil Seal Pick

Here's an extremely handy tool that makes quick work of oil seal and o-ring removal and installation.



4515

Mini Pick and Hook Set – 4-Piece

- Sturdy stainless steel points and shafts designed for marking, removing o-rings, accessing snap rings, and performing other tasks. Assorted angle tips allow you to reach awkward locations.
- Knurled shaft design enhances finger control for delicate jobs.



4658

Windshield Spray Nozzle Needle

- Makes quick work of clearing obstructions from the windshield washer spray nozzle.
- Easily pierces corrosion or remove blockage.
- The barrel is knurled for grip and control.
- Threaded end caps keep the needle points covered when not in use. The pocket clip keeps the tool handy.



4602

Brass Punch Set (2 piece)

- Two large, brass non-sparking punches. Ideal for use near precision parts or in locations where sparks from ferrous metal could be hazardous.
- Includes an 8" punch (5/8" hex, tapered to 3/8") and 10" straight punch (3/4" dia., chamfered at both ends).



4606

Brass Hammer and Punch Set

- Brass-head hammer and punches are ideal to use where sparks from ferrous metals would be hazardous, or where precision metal parts could be damaged by steel tools.
- Hammer head weighs 24 oz.; brass drift punch is 10" x 3/4" diameter; brass tapered punch is 8" x 5/8" hex tapered to 3/8" diameter point.

OTC BFH HAMMER LINE

OTC No.	Head Weight	Handle Length	Total Weight
Double Face Sledge Hammer, Indestructible Handle			
5790ID-624	6 lbs.	24"	9.4 lbs.
5790ID-630	6 lbs.	30"	10.4 lbs.
5790ID-824	8 lbs.	24"	11.2 lbs.
5790ID-830	8 lbs.	30"	12.4 lbs.
5790ID-1030	10 lbs.	30"	14.0 lbs.
5790ID-1230	12 lbs.	30"	16.6 lbs.
5790ID-1430	14 lbs.	30"	18.5 lbs.
Club/Hand Drill Hammer, Indestructible Handle			
5791ID-312	2.5 lbs.	12"	4.0 lbs.
5791ID-412	4 lbs.	12"	5.1 lbs.
5791ID-416	4 lbs.	16"	5.5 lbs.
Cross Peen Hammer, Indestructible Handle			
5792ID-216	2 lbs.	16"	4.5 lbs.
5792ID-316	3 lbs.	16"	5.4 lbs.
Ball Peen Hammer, Indestructible Handle			
5793ID-2414	24 oz.	14"	2.6 lbs.
5793ID-3214	32 oz.	14"	3.0 lbs.
Tire Service Hammer, Indestructible Handle			
5789ID-1032	10 lbs.	32"	14.4 lbs.
5789ID-520	5 lbs.	20"	7.3 lbs.



- Indestructible handle - never needs replacement
- Ergonomic rubber grip handle reinforced with steel bars resists breaking while absorbing impact and vibration.
- Drop-forged head is induction-hardened for long life, and contains steel locking plates that are specially bonded to ensure the head never becomes loose.
- Tire Service Features for 5789ID-1032 and 5789ID-520.
 - Use top hook as a wheel tipper; sledge end hook to drag tire into position.
 - Bead breaking wedge has grooves and a convex shape to help drive tire lube into the bead.



4629 Brass Hammer and Punch Set

- Brass-head hammer and punches are ideal to use where sparks from ferrous metals would be hazardous, or where precision metal parts could be damaged by steel tools.
- Two hammer head weighing 24 and 12 oz.
- Two tapered punches 14" x 5/8", 10" x 5/8".
- One hex tapered punch 8" x 5/8".
- Two drift punches 10" x 3/4", 8" x 1/2".
- Two pin punches 6" x 3/8", 4" x 1/4".



5790-PACK Hammer Display

Includes 23 popular hammers for everyday use:

Part Number	Qty
5790ID-624	2
5790ID-630	1
5790ID-824	2
5790ID-830	1
5790ID-1030	1
5790ID-1230	1
5790ID-1430	1
5791ID-312	2
5791ID-412	2
5791ID-416	2
5792ID-216	2
5792ID-316	2
5793ID-2414	2
5793ID-3214	2
5700-DISPLAY	1

5700-DISPLAY Hammer & Tire Service Hammer Display Rack

- Designed to display various products in the framed rack, complete with removable rear sign holder.
- Sturdy display framed with heavy 5/16" rod with heavy steel base eliminates tipping.
- Black powder coat finish for a rust free, durable finish.
- Contains 2" x 2" = 52 slots and 2" x 4" = 6 slots.
- Includes 4 side hooks (not pictured).
- Assembled dimensions; W 18.5", D 19", H 44".
- Weighs approx. 35 lbs.





4605 Interchangeable Punch and Chisel Set

- Safety protective handle allows easy grip and protects hand from being hit by hammer.
- 12 punches and chisels included: 5 flat chisels: 1/2", 5/8", 3/4", 7/8", and 1" wide blades 1 cape chisel: 1/4" wide blade 2 taper punches: 1/8" and 1/4" diameter 2 pin punches: 3/16" and 1/4" diameter 2 center punches: 1/8" and 3/16" diameter
- Double locking ball detent holds punch or chisel securely in the driver handle.

- Replacement parts available:
- 4605-1** – Drive handle
 - 4605-2** – 1/2" wide flat chisel
 - 4605-3** – 5/8" wide flat chisel
 - 4605-4** – 3/4" wide flat chisel
 - 4605-5** – 7/8" wide flat chisel
 - 4605-6** – 1" wide flat chisel
 - 4605-7** – 1/4" cape chisel
 - 4605-8** – 1/8" taper punch
 - 4605-9** – 1/4" taper punch
 - 4605-10** – 3/16" pin punch
 - 4605-11** – 1/4" pin punch
 - 4605-12** – 1/8" center punch
 - 4605-13** – 3/16" center punch



Impact Drivers


- Loosens hard-to-turn screws, bolts or nuts.
- Handle design prevents possibility of hitting hand with hammer when striking impact driver.
- Bit holder has 3/8" drive (No. 4608), 1/2" (No. 4607) drive, and 5/16" hex for Phillips and flat screwdriver bits.
- Includes eight screwdriver bits:
 - No. 2 Phillips bit, 1-3/8" long with 5/16" hex
 - No. 2 Phillips bit, 3-1/8" long with 5/16" hex
 - No. 3 Phillips bit, 1-3/8" long with 5/16" hex
 - No. 3 Phillips bit, 3-1/8" long with 5/16" hex
 - 5/16" wide x 1-3/8" long with 5/16" hex slotted bit
 - 5/16" wide x 3-1/8" long with 5/16" hex slotted bit
 - 3/8" wide x 1-3/8" long with 5/16" hex slotted bit
 - 3/8" wide x 3-1/8" long with 5/16" hex slotted bit

- 4607** – 1/2" impact driver.
- 4608** – 3/8" impact driver.




4408 Bearing Race and Seal Driver Kit

- The Bearing Race and Seal Driver Kit provides a convenient way to smoothly and quickly position a bearing in the inner hole of an axle.
- The kit includes a handle grip and six heavy-duty bearing drivers. The drivers have different diameters in order to match different-sized bearings, and three of the drivers are formed with two different diameters.
- Bearing Driver Sizes: 1.555" (39.5 mm) 1.752" (44.5 mm) 1.968" (50.0 mm) 2.322" (59.0 mm) 2.48" (63.0 mm) 2.559" (65.0 mm) 2.834" (72.0 mm) 2.992" (76.0 mm) 3.189" (81.0 mm)



4407 Metric Bushing Driver Set

- 14-piece tool kit for motorcycles, Asian and European vehicles contains adapters: 10-12 mm, 14-16 mm, 15-17 mm, 16-18 mm, 18-20 mm, 20-22 mm, 22-24 mm, 25-27 mm, 28-30 mm, 30-34 mm, 32-36 mm, 35-40 mm, 38-42 mm; one small driver handle; one medium driver handle; one large driver handle.
- Aluminum construction won't mar the bushing or affect bushing tolerance, which is critical for efficient operation of the engine, transmission, and hubs.



4600 Punch and Chisel Set (16 piece)

- Durable set of heat-treated chrome vanadium steel punches and chisels. Storage tray included.
- Contents of set:
 - 3 – Cold chisels (with gauge): 3/8" x 5-1/2"; 1/2" x 6"; 5/8" x 6-1/2"
 - 2 – Center punches: 1/8" x 5"; 3/16" x 6"
 - 5 – Pin punches: 3/32" x 4-1/4"; 1/8" x 4-3/4"; 5/32" x 5"; 3/16" x 5-1/4"; 1/4" x 5-3/4"
 - 5 – Taper punches: 3/32" x 5-1/4"; 1/8" x 5-3/4"; 5/32" x 6"; 3/16" x 6-1/4"; 1/4" x 6-3/4"
 - 1 – Chisel gauge



4505 Bushing Driver Set (19 piece)

- Enables you to remove and install bushings ranging from 3/8" to 1-3/8" in diameter, as used in cars, trucks, tractors, construction equipment, electric motors, & many other components having bushings.
- Includes: Large, medium, and small driver handles with nuts; sixteen bushing adapters ranging from 3/8" to 1-3/8".
- Housed in a blow-molded storage case.



4507 Bearing Race and Seal Driver Set (10 piece)

- This aluminum constructed set permits installation of tapered bearing races and seals without damage to the component or housing.
- Tapered side of driver is used to install races. Invert the driver to the flat side to install seals.
- Set is housed in a blow-molded plastic storage case.
- Includes driver handle with bolt, plus these tool sizes: 1.565", 1.750", 1.965", 2.325", 2.470", 2.555", 2.830", 2.995", and 3.180".

Available separately

No.	Part No.	Description
1	4600-15	Taper Punch, 1/4" x 6-3/4"
2	4600-14	Taper Punch, 3/16" x 6-1/4"
3	4600-13	Taper Punch, 5/32" x 6"
4	4600-3	Cold Chisel, 3/8" x 5-1/2"
5	4600-2	Cold Chisel, 1/2" x 6"
6	4600-1	Cold Chisel, 5/8" x 6-1/2"
7	4600-4	Center Punch, 3/16" x 8"
8	4600-5	Center Punch, 1/8" x 5"
9	4600-12	Taper Punch, 1/8" x 5-3/4"
10	4600-11	Taper Punch, 3/32" x 5-1/4"
11	4600-10	Pin Punch, 3/32" x 4-1/4"
12	4600-9	Pin Punch, 1/8" x 4-3/4"
13	4600-8	Pin Punch, 5/32" x 5"
14	4600-7	Pin Punch, 3/16" x 5-1/4"
15	4600-6	Pin Punch, 1/4" x 5-3/4"
16	4600-16	Chisel Gauge



- 4410**
Master Bushing Drive Set (33 piece Metric & Standard)
- Enables you to remove and install bushings ranging from 10mm to 42mm in diameter, and 3/8" to 1-3/8" in diameter, as used import cars, trucks, tractors, construction equipment, electric motors, and many other components having bushings.
 - Includes large, medium, and small driver handles and adapters all made of steel.
 - Housed in a blow-molded storage case.

- 6939**
Broken Bolt Extractor Tool
- Remove frozen, broken or cut off bolts within steering or suspension bushings.
 - Can also be used to remove and install wheel studs and other general pressing needs.



- 6939-1**
Broken Bolt Extractor Adapter Set
Available for use with the 7248 C-Frame.



- 7248**
C-Frame Press
- Used for removing/installing; universal joints with needle bearings, pressed in wheel studs, and brake anchor pins on heavy-duty vehicles. Suitable for general pressing operations.



SEAL & BEARING DRIVER SET

Now you can have the proper-size driver for nearly any automotive seal, bearing, or bushing installation job. These sets include discs and handles, spacers and drivers.

- Discs range from 1/2" to 4-1/2" in diameter, in 1/16" increments.

27793 – Starter set. Includes a handle and discs (5/8" to 2" diameter) specially selected to provide the driver sizes usually needed in automotive service. Includes plastic storage box.

27794 – Basic set. Includes two handle sizes and 41 discs, ranging from 1/2" to 3" diameter along with plastic storage box and insert.

27795 – Big-job set for servicing large components. Includes a handle and 24 discs, ranging from 3-1/16" to 4-1/2" diameter.

27796 – Intermediate set. Includes a handle and 25 discs, ranging from 2" to 3-1/2" diameter.

27797 – Master set. Includes three handle sizes and 65 discs, ranging from 1/2" to 4-1/2" diameter.

27810 – Tool organizer board for holding all components in No. 27797 master set.

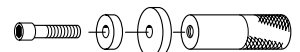
Tool No.	Description	Tool No.	Description	Tool No.	Description
10012*	Cap Screw	27508	Disc, 1-9/16" dia.	27532	Disc, 3-1/16" dia.
10020*	Cap Screw	27509*	Disc, 1-5/8" dia.	27533	Disc, 3-1/8" dia.
10854*	Cap Screw	27510	Disc, 1-11/16" dia.	27534	Disc, 3-3/16" dia.
10855*	Cap Screw	27511*	Disc, 1-3/4" dia.	27535	Disc, 3-1/4" dia.
12001*	Cap Screw	27512	Disc, 1-13/16" dia.	27536	Disc, 3-5/16" dia.
27487*	Small Handle	27513*	Disc, 1-7/8" dia.	27537	Disc, 3-3/8" dia.
27488	Medium Handle	27514	Disc, 1-15/16" dia.	27538	Disc, 3-7/16" dia.
27489	Large Handle	27515*	Disc, 2" dia.	27539	Disc, 3-1/2" dia.
27490	Extension Tube	27516	Disc, 2-1/16" dia.	27540	Disc, 3-9/16" dia.
27491	Disc, 1/2" dia.	27517	Disc, 2-1/8" dia.	27541	Disc, 3-5/8" dia.
27492	Disc, 9/16" dia.	27518	Disc, 2-3/16" dia.	27542	Disc, 3-11/16" dia.
27493*	Disc, 5/8" dia.	27519	Disc, 2-1/4" dia.	27543	Disc, 3-3/4" dia.
27494	Disc, 11/16" dia.	27520	Disc, 2-5/16" dia.	27544	Disc, 3-13/16" dia.
27495*	Disc, 3/4" dia.	27521	Disc, 2-3/8" dia.	27545	Disc, 3-7/8" dia.
27496	Disc, 13/16" dia.	27522	Disc, 2-7/16" dia.	27546	Disc, 3-15/16" dia.
27497*	Disc, 7/8" dia.	27523	Disc, 2-1/2" dia.	27547	Disc, 4" dia.
27498	Disc, 15/16" dia.	27524	Disc, 2-9/16" dia.	27548	Disc, 4-1/16" dia.
27499*	Disc, 1" dia.	27525	Disc, 2-5/8" dia.	27549	Disc, 4-1/8" dia.
27500	Disc, 1-1/16" dia.	27526	Disc, 2-11/16" dia.	27550	Disc, 4-3/16" dia.
27501*	Disc, 1-1/8" dia.	27527	Disc, 2-3/4" dia.	27551	Disc, 4-1/4" dia.
27502	Disc, 1-3/16" dia.	27528	Disc, 2-13/16" dia.	27552	Disc, 4-5/16" dia.
27503*	Disc, 1-1/4" dia.	27529	Disc, 2-7/8" dia.	27553	Disc, 4-3/8" dia.
27504	Disc, 1-5/16" dia.	27530	Disc, 2-15/16" dia.	27554	Disc, 4-7/16" dia.
27505*	Disc, 1-3/8" dia.	27531	Disc, 3" dia.	27555	Disc, 4-1/2" dia.
27506	Disc, 1-7/16" dia.			7350*	Allen Wrench
27507*	Disc, 1-1/2" dia.				



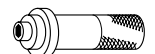
Starter Set 27793

It's this easy...


1. Select the proper size components.



2. Assemble your driver tool.



3. Perform the job easily.



27810

NOTE: All discs are 1/2" thick. * Included in set No. 27793.

5550
Spectrum Solar10W
LED Work Light with
UV Top Light



5551
Spectrum Trio9W LED
Work Light with 3W
LED Top Light



5552
Spectrum 30+430 Pc.
LED Work Light with 4
Pc. LED Top Light



- AC/DC Rechargeable
- Li-Ion battery
- Magnetic base
- Bright LEDs - 50,000 hour life
- Adjustable 60° angle
- Slip resistant textured body
- Impact and water resistant
- Limited Lifetime Warranty

5550 Specifications

10W LED Work light with UV Top Light
LI-ION Rechargeable Battery – 3.6V 2250 mA, AC/DC
Charger Input AC 100 ~ 240V; 50/60Hz; DC12V ~ 24V
Power Output: 5.0V 1000 mA
Charger Time: 3.5 ~ 4.0 hours
Active Time: 2.5 hours
Storage Temperature: -4°F to 158°F; -20°C to 70°C
Operating Temperature: 23°F to 122°F; -5° to 50°C
PS: LED Sector: 170°
At 50 cm: 350 LUX (750 LM)
Waterproof Grade IP65

5551 Specifications

9W LED Work light with 3W LED Top Light
LI-ION Rechargeable Battery – 3.6V 2250 mA, AC/DC
Charger Input AC 100 ~ 240V; 50/60Hz; DC12V ~ 24V
Power Output: 5.0V 1000 mA
Charger Time: 3.5 ~ 4.0 hours
Active Time: 3.0 hours
Storage Temperature: -4°F to 158°F; -20°C to 70°C
Operating Temperature: 23°F to 122°F; -5° to 50°C
PS: LED Sector: 25°
At 50 cm: 4000 LUX
Waterproof Grade IP65

5552 Specifications

30 Piece LED Work light with 4 Piece LED Top Light
LI-ION Rechargeable Battery – 3.6V 2250 mA, AC/DC
Charger Input AC 100 ~ 240V; 50/60Hz; DC12V ~ 24V
Power Output: 5.0V 1000 mA
Charger Time: 3.5 ~ 4.0 hours
Active Time: 4.0 to 5.0 hours
Storage Temperature: -4°F to 158°F; -20°C to 70°C
Operating Temperature: 23°F to 122°F; -5° to 50°C
PS: LED Sector: 15°
At 50 cm: 2250 LUX
Waterproof Grade IP65



With an industry leading 5.5 millimeter camera, it allows the technician to inspect hard to reach areas that would have normally required taking an engine apart or removing body panels to inspect.

With the added wireless display and ability to record images and video, the 3880X is an ideal tool for any automotive, aviation or industrial technician.

Product Features:

- Micro camera transmits images and video to the removable wireless camera to allow viewing of hard to reach areas.
- Large 3.5" inch high resolution color screen for optimal viewing.
- Detachable 36" camera snake with position hold shaft.
- Images and video are recorded on the included SD card and can be viewed on the camera display or transferred to a computer.
- Easy to change camera allows for use with various camera sizes and lengths.
- Magnetic display mount allows for hands-free viewing.
- Camera head includes four built-in adjustable LEDs for optimal viewing from light to dark areas.
- IP67 Rated camera for complete protection from dust and standard automotive chemicals.
- Unit is powered by removable power pack with four rechargeable AA batteries (batteries and charger included).

Applications:

- Micro 5.5 mm camera allows for inspection through spark-plug holes.
- Inspecting cylinders, valves, diesel injectors and glow plug ports.
- Viewing behind body panels and under the dashboard for electrical wiring and connections.
- Examine for corrosion and wear in hard to see areas.
- Inspect fluid lines for leaks.



3880X

Video Scope, Magnetic mount for wireless display, Micro SD card, XvidCodec installation CD, USB cable, Video out cable, Rechargeable AA batteries (4) with charger, AC power adapter, one year warranty and Protective carry case.





45355
Fiber Optics Inspection Light with Magnetic Tip and Base

The applications for this handy tool are practically endless...check burners on heat exchangers for cracks, check coils for dirt and damage, look at serial numbers, fan motor tags, etc., on furnaces and condensing units. Fiber optics provide a bright light, but the shaft is just 7.6 mm in diameter. A durable cover fits over the 15" flexible shaft for protection. Powered by three AA batteries.



3590
Electronic Stethoscope

Quickly pinpoints noise and location of bad bearings, bushings, dirty fuel injectors, wind/air leaks, valves, and lifters.

- Flexible shaft reaches tight areas.
- Ultra-sensitive mic and amplifier provide a full range of sounds needed by the professional.
- 7 sound-level control settings; 60 dB to 120 dB.



4491
Mechanic's Stethoscope

- Quick and accurate way to locate vehicle noise.
- Spring diaphragm on end of hose amplifies noise.
- Includes two hose ends: long rod helps pinpoint noises in hard-to-access areas; short adapter helps locate noise in a broader area of the vehicle.



4650
Mirror and Magnet Set

- Handles telescope from 6-1/2" to 25". Swivel heads allow access to tight areas.
- Large, rectangular swivel mirror is 2" x 3-1/2", and is attached to one telescoping handle; small mirror is 1-1/4" in diameter, and is interchangeable with magnets on the other handle.
- Magnets can lift up to 8 lbs.



7559A
Deluxe Vacuum Pump

This pump kit is designed for vacuum testing, brake bleeding, and fluid transfer. With this kit, one person can quickly and cleanly bleed brake and hydraulic clutch systems, actuate vacuum switches (VOES), as well as get answers to numerous diagnostic and mechanical problems.

Kit includes:

- Precision-made repairable vacuum pump with 360° gauge rotation for improved visibility.
 - Pumps up to 1 cubic inch (16cc) per stroke.
 - Develops and maintains up to 25" of Mercury vacuum.
- 4-1/2 oz. Reservoir jar with fluid transfer and storage lid.
- Two – 2 ft. long, 1/4" ID hoses.
- Rubber cup adapter.
- Two universal bleed screw adapters.
- Vacuum "T" adapter.
- Automotive test and bleed adapters.
- User manual (English, Spanish, French).

OTC Technician Gloves

- Washable synthetic leather palm with padding ensures comfort and a secure grip.
- Polyester and Lycra material around fingers offer a durable lightweight cover that stretches for a great fit.
- PVC cushions help protect knuckles from injury due to slippage.
- Comfortable polyester back panels include webbing for improved ventilation.

5800TGLV-M – Medium.

5800TGLV-L – Large.

5800TGLV-XL – Extra large.

SmartTech™ Technician Gloves

- Same as above, also works with touchscreen technology.

5801SGLV-M – Medium.

5801SGLV-L – Large.

5801SGLV-XL – Extra large.



5800TGLV-M

5801SGLV-M



**FOR PRODUCT
VIDEOS VISIT
OTCTOOLS.COM**

MULTI-SYSTEM TESTING AUTOMOTIVE SPECIALTY TOOLS

6522



EVAP – LEAK DETECTION SYSTEM

- Vacuum Leak Testing
- Exhaust Leaks
- Crankcase Oil
- Cooling System Testing
- Wind and Water Leaks
- 1-Year Warranty

LeakTamer is the latest generation of leak detection systems, providing more smoke and better control. Solid-state circuitry improves reliability and ensures more consistent smoke output. A wide assortment of accessories make the LeakTamer versatile tools for quickly locating different kinds of leaks.

LeakTamer Evap offers:

- Densest smoke in the industry.
- Newly redesigned smoke chamber and control system.
- More complete line of accessories.
- User refillable.
- Includes smoke producing solution for 500 tests.
- Non-toxic, non-corrosive smoke.

Product Features:

- OEM approved technology
 - Contains STAR Technology; the ONLY OEM-Approved smoke technology anywhere in the world
- Large full range flow meter
 - Detects Microleaks™ down to and below 0.10
 - Flow-test components with full range of flow values
- Pinpoint leaks with Smoke and dye
 - UltraTraceUV® dye deposits at exact location of a leak
 - Finds leaks that smoke alone won't find
 - Introduce to an engine before disassembly to find internal leaks
 - It's the only OEM-Approved dye solution
- Variable Smoke Flow
 - Helps pinpoint smoke exiting a leak
 - Directional knob shows exact flow position
- Compact light weight design
 - More powerful diagnostics in smaller package
- Can be used with air or nitrogen
 - Use any inert gas for safer EVAP testing and shop air for all other tests

6522

Includes: Leak Tamer unit, White/UV combination light with laser pointer, UV glasses, EVAP adapter tool, exhaust cone, cap plug adapters, removal tool, smoke producing solutions enough solution for 500 tests.

Accessory / Replacement Parts

- 6522-1** UltraTraceUV® (8 oz. / 236 ml) patented solution is the only Automaker-approved smoke-producing solution in the world. Contains a special dye that deposits at the exact location of a leak. Each bottle will perform approximately 300 tests. Part No. is for one bottle, two bottles included with 6522.
- 6522-2** Inert Gas Pack Kit connects directly to fitting on back of LeakTamer 6522. Includes preset CO2 regulator with cylinder fitting, 20 oz. liquid CO2 cylinder, pressure gauge, universal push-on female coupler accommodates both automotive and industrial male fittings (Cylinder arrives empty) Performs approx. 25-50 full cycle EVAP tests per 20 liquid oz. cylinder.
- 6522-3** Combination Light for easier smoke location and ultraviolet (UV) light, to highlight the fluorescent dye deposited at the exact location of a leak. Also has laser pointer. Includes batteries and glasses.
- 6522-4** Standard Size Service Port Adapter.
- 6522-5** Schrader® Removal/Installation Tool.
- 6522-6** Cap Plugs Kit. Used for sealing some systems during leak testing.
- 6522-7** Universal Fuel Neck Adapter fits the majority of vehicles. Allows access to fuel tank for evaporative system testing.
- 6522-8** BMW and MINI Fuel Neck Adapter. Allows access to fuel tank for evaporative system testing.
- 6522-9** Smoke Diffuser locates leaks around doors, windows, sunroofs, trunk compartment seals, EV vehicles' battery modules, or any closed system that can be pressurized from the inside and observe the smoke disturbance from the outside.
- 6522-10** Cone Adapter (standard) for introducing smoke into induction or exhaust system. 1" x 3.5" & 6" long (25.4 mm x 89 mm x 152 mm).
- 6522-11** Cone Adapter (Large) for introducing smoke into induction or exhaust system. 3.5" x 6" & 4.6" long (89 mm x 152 mm x 144 mm).
- 6522-12** Replacement Dipstick (for 6522).
- 6522-13** Replacement smoke supply hose and Delrin® Nozzle
- 6522-14** Delrin® Nozzle
- 6522-15** Flow meter red pointer flag. For easy viewing of flow meter measurements.





- 4411**
Ratcheting Hose & PVC Cutter (Standard)
- Cuts hose and PVC up to 1-3/8" dia.
 - Features metal frame and ergonomic handles for high leverage.
 - Compound ratcheting action provides maximum cutting power.
 - Will also cut cable and wires.



- 4412**
Ratcheting Hose & PVC Cutter (Heavy Duty)
- Cuts hose and PVC up to 1-3/4" dia.
 - Features metal frame and rubber padded ergonomic handles for high leverage and comfort.
 - Compound ratcheting action provides maximum cutting power.
 - Will also cut cable and wires.



- 4490**
Magnetic Parts Tray
- Rectangular, stainless steel tray is 9-1/2" x 5-1/2" and 1-1/4" deep. Holds tools and small metal parts, so they don't get lost or misplaced during repair work.
 - Two heavy-duty magnets on bottom of tray, with non-marring contact pads, securely hold tray to metal objects such as a tool box, air cleaner cover, frame rail, fender, etc.


- 4779**
Front Fork & Shock Vice
- This vice is designed to hold up to 4" diameter round or oddly shaped components such as forks, shocks, pistons, rods, etc. The V shaped jaws are covered with thick rubber pads to ensure a firm grip without leaving a mark. Comes complete with a table/vice mounting bracket that allows adjustment to any position.




- 4780**
Personal Tool Pack
- Includes 1/4" drive ratchet, 2" extension, 16 drive bits, and Universal Spline sockets fit both SAE 3/16" - 9/16" and metric 5mm - 14mm nuts and bolts in a variety of styles; 6 pt., 12 pt., torx, square, spline, etc. All tools included in a travel pouch.




- 4781**
Super Stubby Screwdriver Set
- These screwdrivers are perfect for those limited access fasteners typically found on carburetors or in electrical compartments and many other areas.
- 2 Phillips and 2 straight screwdrivers included in set.



- 4783**
Flexible Magnetic/Claw Pick Up Tool
- The 25" flexible spring shaft allows the tool to reach difficult areas and pick up objects either magnetically or with the use of the retractable claw.



- 4786**
Aluminum Vice Inserts
- Essential for every workbench vice. Aluminum jaws have reliefs for 5/16, 3/8, & 9/16 (7mm, 10mm, & 15mm) diameter shafts. Excellent for holding steel shafts without scratching or damage such as shocks, crankshafts, or any threaded bolts and shafts.



- 4794**
Safety Wire Drill Guide Set, SAE & Metric Set
- Here is the perfect way to drill those nuts and bolts for use with safety wire without breaking the drill bit. These guide, align, and support the hex head or the bolt threads. The hex fixture fits nuts and bolt heads that measure up to 1 1/4". The SAE fixture bar is threaded for 1/4"-20, 5/16"-18, 5/16"-24, 3/8"-18, 3/8"-24, 7/16"-14 bolts, and the Metric fixture bar covers M6x1.0mm, M8x1.0, M8x1.25mm, M10x1.25mm, M10x1.5mm, M12x1.5mm sizes.



- 4795**
Safety Wire Twist Pliers
- These versatile 8" pliers will reliably twist safety wire rapidly and consistently. The right hand twist mechanism features an automatic spring return. The forged alloy steel construction features tapered jaws for confined areas and mated cutters to cut safety wire. For use on safety wire applications found on vehicles, machinery, and aircraft.



- 4801**
Universal Clutch Holder
- Holder arms designed to fit into the external teeth of a clutch hub, but can also be used on gears and sprockets. Opens to handle a 5" OD hub.



**4802
Universal Pulley Holder Locking Pliers**


This adjustable locking pliers can be used to hold pulleys, clutch hubs, flywheels, gears, and sprockets with internal or external teeth up to a 4" diameter. Can also be used on applications with slots or holes with the 5/16" pins.

**4803
Universal Pulley Holder Locking Pliers Set**

This adjustable locking pliers can be used to hold pulleys, clutch hubs, flywheels, gears, and sprockets with internal or external teeth up to a 4" diameter. Can also be used on applications with slots or holes with the addition of the interchangeable 5, 6, 7, 10, and 16mm pin sets. Complete with metal carry case.



Tool No.	Size
7011-1	.375" 10 mm
7011-2	.500" 13 mm
7011-3	.625" 16 mm
7011-4	.750" 19 mm
7011-5	.875" 22 mm
7011-6	1.00" 25 mm
7011-8	1.25" 32 mm
7011-10	1.50" 38 mm
7011-12	1.75" 44 mm
7011-14	2.00" 51 mm



**7011
Ball Hone Set (10 piece)**

- Ball Hones can be used for refinishing and resizing bores such as found in brake calipers, engine lifters, and u-joint yokes. Also useful for any bearing or bushing application.
- All hones are 180 grit Silicone Carbide for excellent cutting and finish.



**4804
Heavy Duty Pulley Holder**

This strap style universal wrench features a 9" drop forged handle and 23" leather strap for excellent grip on diameters up to 7". The milled foot increases grip on the strap and pulley as handle force is increased.



OTC'S SAFETY AIR BLOW GUNS.

- The OTC PRO Series Lever Air Blow Guns are constructed from die cast aluminum and feature an exclusive design that increases output pressure by incorporating ambient air through venturi inlets with compressed air – economically boosting total output.
- All Air Blow Guns from OTC meet OSHA Standards for safety and noise – (STD. 01-13-001; STD. 1910-95)
- Extraordinary Precision Air Control – right where you need it.



**6043
"Blast-Vac" Multipurpose Cleaning Gun**

- Perfectly suited for quick and efficient cooling system flushing. Simply attach it to radiator or heater hoses and you're in business.
- Also usable in washing engines and even shop floors.
- Two simple connections: one to shop air and one to a typical water faucet.
- Creates a unique vortex air/water blast for powerful cleaning applications.
- The tool can also be used to vacuum by turning the venturi inside the gun in the opposite direction. Air flow is reversed to create a strong vacuum.

Note: While normal water pressure will handle the majority of a cooling system flush, short blasts are sometimes needed to loosen some contaminants from within the system.



2424 & 2425 OTC PRO Series Lever Air Blow Guns

- Unlike ANY other metal body lever air gun – these incorporate revolutionary Venturi Mechanism that uses side ports to combine free ambient air with costly compressed air – creating a much higher volume of usable output.
- Manufactured from Die Cast Aluminum, the OTC PRO Series Air guns are made to last in the harshest environments.
- Ergonomic design of the body and the large dip coated operating lever reduce fatigue and discomfort – even during extended use.
- Manufactured fully using non corroding materials – threaded 1/4" F at inlet and 1/8" F at outlet.
- Meets OSHA Standards for Safety and Noise.

2424 – PRO Series Venturi Air Gun (Rubber Tip)

2425 – PRO Series Venturi Air Gun (Star Tip)



2421, 2422 & 2423 OTC Safety Air Blow Guns

- Impact and Weather resistant Nylon Body.
- Safety Venting in all tips.
- Corrosion Resistant Stainless Steel Nozzles.
- Drop Resistant Construction.
- Soft Rubber Grip and ergonomic design for convenience and comfort in extended use.
- Brass threaded air inlet.
- Variable speed trigger for control of amount of air dispensed.
- Conforms to OSHA STD 1910-95 (b) for max noise level when used with 90 PSI air pressure
- Conforms to OSHA STD 1-13.1 for safety and are classified as safety Blow Guns.

2421 – Safety air blow gun, snub nose rubber tip

2422 – Safety air blow gun, 13" stainless steel nozzle

2423 – Safety air blow gun, 4.5" stainless steel bent tip



PULLERS

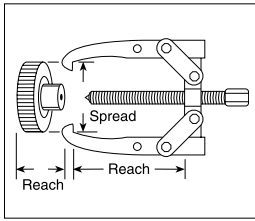
Puller "How-to" Information	130 – 131
Puller Safety Tips	131
Protective Blankets	131
Mechanical "Grip-O-Matic" Pullers	132
Mechanical Push-Pullers and Pulling Adapters	133
Hydraulic Push-Pullers	134 – 135
Hydraulic "Grip-O-Matic" Pullers	136
Bearing Splitters and Pulling Attachment	137
Slide Hammer Pullers	138 – 139
Differential Bearing Pullers	140
Blind Hole Pullers, Bearing Pullers, and A/C Clutch Pulley	141 – 142
Flange-Type Pullers	143
17-1/2 – 50-Ton Puller Sets	144 – 146

YOU CAN SOLVE THE 3 BASIC PULLING PROBLEMS...

The first thing you have to do is identify exactly what your particular pulling problem is. Once you recognize the problem, you can go on to select the right tool to solve it.

HOW TO SELECT THE RIGHT PULLER

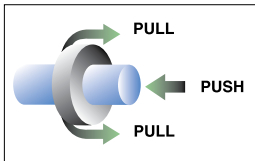
- 1: Determine the type of puller or puller combination. Which puller type is best for "getting a grip" on the part? Is a combination of puller types required?
- 2: Determine the "REACH" needed. The puller you select must have a "reach" equal to or larger than the corresponding sizes of the part.
- 3: Determine the "SPREAD" needed. The width of the part to be pulled will determine the "spread" required.
- 4: Estimate the force required. A puller with the correct "reach" and "spread" will usually have enough power. When in doubt, always use the next larger size. More power may be needed for rusted parts, or when the "area of resistance" is large.



GENERAL RULE OF THUMB:

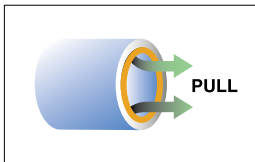
Manual pullers require that the puller screw be at least half as large (in diameter) as the shaft of the pulling job.

Hydraulic pullers need the maximum force exerted in tons to be 7–10 times the diameter of the shaft in inches.



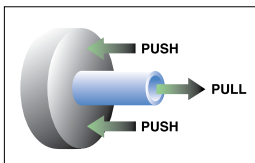
1 PULLING SOMETHING OFF A SHAFT.

Removing a gear, bearing, wheel, pulley, etc., to replace it or get at another part.



2 PULLING SOMETHING OUT OF A HOLE.

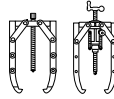
Internal bearing cups, retainers, or oil seals are usually press-fitted and are difficult to remove.



3 PULLING A SHAFT OUT OF SOMETHING.

A transmission shaft or pinion shaft is often hard to remove from a bore or housing. Use a Push-Puller with adapters if you can "get a hold of" the threaded end of the shaft. Sometimes it's possible to push a shaft through a housing, rather than pull it out. In applications of this type, the puller legs must be securely fastened to the housing and the screw may simply bear against the shaft.

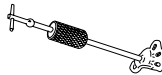
The tools to use when pulling something off a shaft:



Jaw-type puller, either manual or hydraulic. (For extra force and convenience use a hydraulic puller.) Both are available in 2- or 3-jaw versions and are used to grip the outer circumference of an attachment.



Bearing pulling attachment. Provides "knife-like" edges to get behind the component, or when there isn't a good gripping area on the part to be pulled. The splitter gets behind the component to prevent damage to the part.



Push-Puller® with attachments. External-internal adapters can thread directly into tapped holes on a component.



Slide hammer puller with selected attachments for multiple light-duty pulling tasks.

A variety of OTC adapters can be used to protect a shaft, bridge a hole, thread into tapped holes, or assist installation.

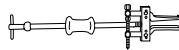
The tools to use when pulling something out of a hole:



Internal pulling attachments have narrow jaws which extend through the center of the part to be pulled. They provide a straight pull and avoid damage to housings. Designed for use with Push-Pullers or slide hammer pullers.



Push-Puller in combination with internal pulling attachment. Both mechanical and hydraulically powered versions are available.



Here a slide hammer puller is combined with an internal pulling attachment. Ideal for removing parts from blind holes, especially when there is no housing to brace puller legs against.



When there is a shaft to bear against, a forcing screw of the correct size may be used in combination with an internal pulling attachment.

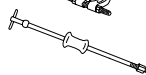
The tools to use when pulling a shaft out of something:



Push-Puller® with threaded adapter. Use a mechanical or hydraulic puller, depending on the size of the shaft to be pulled.



When the housing lacks sufficient surface for the puller legs to bear against, a pulling attachment may be used to provide support.



Slide hammer puller with threaded adapter – either external-internal or internal can be used.



Internal adapters are fastened to the external threaded end of the shaft to pull while pushing against the housing.

External-internal adapters are threaded into the shaft to pull it while pushing against the housing.

SAFETY PRECAUTIONS

⚠ WARNING: TO PREVENT PERSONAL INJURY WHEN USING PULLERS,

- Wear approved eye protection, such as safety glasses, goggles, or a face shield.
- Inspect puller for dents, cracks, or excessive wear before use. Inspect forcing screw for signs of galling or seizing. Replace worn or damaged components.
- Do not exceed puller's rated capacity, spread, or reach. Use correct size of puller for application.
- Ensure puller is correctly aligned with application and seated on component to be removed. Jaws must be parallel to forcing screw.
- Do not use wrench extensions when applying a load.
- Cover application with a shield or protective blanket before force is applied to contain flying debris should breakage occur.
- Apply force gradually. Do not use an impact wrench to apply force unless instructions specify use with an impact wrench.
- Do not strike or "sledge" puller or component.
- Do not modify puller by grinding, heating, or other means that could weaken puller strength.



ABOUT MECHANICAL PULLERS

A pulling system can exert tons of force and it is difficult to predict the exact force required for a pulling application. It is important to observe safety precautions when using a puller.

The OTC pulling system is versatile. For that reason, it is possible that various components in a pulling setup will have different tonnage ratings. The lowest capacity component determines the capacity of the entire setup. For example, when an accessory having a capacity of one ton is used with a 10-ton capacity puller, the puller setup can be used at a force of only one ton.

If you are unsure which puller or attachment to select for an application, contact your OTC tool representative or Service Solutions, LLC.

PULLER OPERATION

1. Mount the puller so its grip is tight. When using a jaw-type puller, tighten the adjusting strap bolts. For a better grip and more even pulling power, use a 3-jaw puller when possible.
2. Align puller legs and jaws. Verify the setup is rigid and the puller is square with the application.
3. Use the correct size of puller for the application. If you have applied maximum force and the component has not moved, switch to a larger capacity puller.

4. Apply force gradually. The component should give a little at a time. Do not try to speed up the application by using an impact wrench on the forcing screw.
5. Do not couple puller legs. The tonnage capacity of the puller is reduced when longer-than-standard legs are used or when legs are compressed, increasing the chance of breakage.
6. Keep reach to a minimum. Use the shortest legs possible to reach the component to be removed.
7. Install threaded puller legs evenly into the component, attachment, or adapter. Uneven legs result in greater force applied to one side of the puller, which can result in breakage.
8. Sliding plates must be on the opposite side of the cross block from the forcing screw nut or hydraulic cylinder.
9. Bearing pulling attachments may not withstand the full tonnage of the pullers with which they are used. The shape and condition of the component being pulled affects the tonnage at which puller blocks and / or studs may bend or break. Select the largest attachments that fit the component being pulled.

PULLER MAINTENANCE

Keep the puller clean, and frequently lubricate the forcing screw from threads to tip.

Protective Blankets

Think of them as "security blankets." They wrap around pulling, pressing, and other high-force jobs to protect you and your employees from work-related injuries as much as possible. They're made of high tensile, tear resistant ballistic nylon – similar to military flak jackets – that, when tested, withstood the shattering of a neck-down grade 8 bolt without any visible damage.

NOTE: Always reduce the force from the work piece prior to removing the blanket. Protective blankets may afford protection from injuries to users and others should part breakage occur. Because of the variety of situations that require guarding, it is the user's responsibility to determine the best method of protection.

1230PB

Protective blanket. 12" x 30"

2036PB

Protective blanket. 20" x 36"

2860PB

Protective blanket. 28" x 60"



1230PB



**FOR MORE DETAILS VISIT
OTCTOOLS.COM**

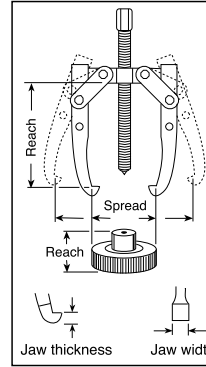
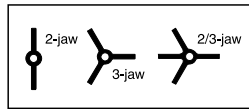
GRIP-O-MATIC® PULLERS

PROVIDING AUTOMOTIVE SERVICE SOLUTIONS FOR OVER 80 YEARS

Mechanical Grip-O-Matic® Pullers

OTC has developed the most complete line of gear and bearing pullers, enabling you to remove and install parts for fast, effective repairs. The pullers are forged from quality steel, heat treated, and subjected to rigorous tests which exceed their rated capacity.

No. 1020–1050



WARNING

Wear approved eye protection when using pullers. See page 131 for protective blankets for your pulling jobs.

	Tool No.	Capacity Style and Weight	Max Reach	Spread	Screw Size	Jaw Thickness	Width
	1020	1-Ton, 2-Jaw; 5 oz.	2-1/8"	3-1/4"	5/16"–24 x 3-7/8"	9/64"	1/4"
	1021	1-Ton, 3-Jaw; 8 oz.	2-1/8"	3-1/4"	5/16"–24 x 3-7/8"	9/64"	1/4"
	1022	2-ton, 2-Jaw; 14 oz. (Reversible Jaws)	3-1/4"	4"	3/8"–24 x 4-7/8"	Upper 3/16" Lower 1/8"	Upper 1/4" Lower 1/2"
	1023	2-ton, 2/3-Jaw; 1 lb., 5 oz. (Reversible Jaws)	3-1/4"	4-3/4"	3/8"–24 x 4-7/8"	Upper 3/16" Lower 1/8"	Upper 1/4" Lower 1/2"
	1024	5-Ton, 2-Jaw; 1 lb., 12 oz. (Reversible Jaws)	3-1/4"	6"	9/16"–20 x 6-15/16"	Upper 5/16" Lower 1/4"	Upper 3/8" Lower 3/4"
	1026	5-Ton, 2/3-Jaw; 2 lbs., 12 oz. (Reversible Jaws)	3-1/4"	7"	9/16"–20 x 6-15/16"	Upper 5/16" Lower 1/4"	Upper 3/8" Lower 3/4"
	1025	5-Ton, Long 2-Jaw; 2 lbs. (Reversible Jaws)	5-1/2"	6"	9/16"–20 x 6-15/16"	Upper 5/16" Lower 1/4"	Upper 3/8" Lower 3/4"
	1027	5-Ton, Long 2/3-Jaw; 3 lbs., 10 oz. (Rev. Jaws)	5-1/2"	7"	9/16"–20 x 6-15/16"	Upper 5/16" Lower 1/4"	Upper 3/8" Lower 3/4"
	1035	7-Ton, 2-Jaw; 4 lbs., 8 oz. (Reversible Jaws)	5"	9"	11/16"–18 x 9"	Upper 5/16" Lower 11/32"	Upper 1" Lower 1"
	1037	7-Ton, 2/3-Jaw; 6 lbs., 2 oz. (Rev. Jaws)	5"	10-1/2"	11/16"–18 x 9"	Upper 5/16" Lower 11/32"	Upper 1" Lower 1"

	Tool No.	Capacity Style and Weight	Max Reach Spread		Screw Size	Jaw Thickness	Width
	1036	7-Ton, Long 2-Jaw; 5 lbs., 6 oz.	8-3/4"	9-1/2"	11/16"–18 x 9"	11/32"	1"
	1038	7-Ton, Long 2/3-Jaw; 8 lbs., 2 oz.	8-3/4"	11"	11/16"–18 x 9"	11/32"	1"
	1039	13-Ton, 2-Jaw; 10 lbs., 13 oz.	11"	12"	13/16"–16 x 12"	9/16"	1"
	1041	13-Ton, 2/3-Jaw; 16 lbs., 4 oz.	11"	12"	13/16"–16 x 12"	9/16"	1"
	1040	13-Ton, Long 2-Jaw; 13 lbs.	15-1/4"	15-1/2"	13/16"–16 x 12"	9/16"	1"
	1042	13-Ton, Long 2/3-Jaw; 18 lbs., 12 oz.	15-1/4"	17"	13/16"–16 x 12"	9/16"	1"
	1043	17-1/2-Ton, 2-Jaw; 23 lbs.	14-1/2"	14"	1"–14 x 131/2"	13/16"	1-9/32"
	1045	17-1/2-Ton, 3-Jaw; 33 lbs.	14-1/2"	14"	1"–14 x 13-1/2"	13/16"	1-9/32"
	1044	17-1/2-Ton, Long 2-Jaw; 26 lbs.	18-3/4"	16"	1"–14 x 13-1/2"	13/16"	1-9/32"
	1046	17-1/2-Ton, Long 3-Jaw; 37 lbs.	18-3/4"	16"	1"–14 x 13-1/2"	13/16"	1-9/32"
	1047	25-Ton, 2-Jaw; 37 lbs., 8 oz.	15-1/2"	18"	1-1/4"–12 x 15-15/16"	1-1/16"	1-1/2"
	1049	25-Ton, 3-Jaw; 54 lbs.	15-1/2"	18"	1-1/4"–12 x 15-15/16"	1-1/16"	1-1/2"
	1048	25-Ton, Long 2-Jaw; 42 lbs., 12 oz.	22-1/4"	20"	1-1/4"–12 x 15-15/16"	1-1/16"	1-1/2"
	1050	25-Ton, Long 3-Jaw; 60 lbs.	22-1/4"	20"	1-1/4"–12 x 15-15/16"	1-1/16"	1-1/2"

PUSH PULLERS & THREADED ADAPTERS PULLERS



Push-Pullers®

927 10-Ton Capacity Can be used with No. 1123 bearing pulling attachment or No. 679 pulley pulling attachment. May also be used with Nos. 1150, 1151, 1152, or 1153 internal pulling attachments.

938 17-1/2 Ton Capacity Can be used with Nos. 1124 and 1130 bearing pulling attachments or Nos. 679 and 680 pulley pulling attachments. May also be used with Nos. 1150, 1151, 1153, 1165, or 1166 internal pulling attachments.

939 30-Ton Capacity Can be used with Nos. 1126 and 1127 bearing pulling attachments or No. 680 pulley pulling attachment (two 8012 adapters are required to connect 680 to puller). Can be used with No. 1165 internal pulling attachment.

Push-Pullers® Leg Extensions

Tool No.	Max. Reach	Max. Spread	Screw Size	Notes / Weight
927	8-1/4"	2-1/8" – 7-1/4"	3/4"–16 x 12"	1/2" of forcing screw tip end is threaded 5/8"–18. No. 1100 legs and No. 24827 leg ends included. Wt., 7 lbs.

Extra Legs (pair) for No. 927 Push-Puller (Reach equals leg length plus 1-1/2" with leg end caps.)

Tool No.	Leg Length & Wt.	Tool No.	Leg Length & Wt.
1103	4-3/4" 1 lb.	1102	11-3/4" 2 lbs., 4 oz.
1100	6-3/4" 1 lb., 8 oz.	1101	15-3/4" 3 lbs., 4 oz.

Tool No.	Max. Reach	Max. Spread	Screw Size	Notes / Weight
938	11-1/2"	3-1/8" – 11-3/4"	1"-14 x 13-1/4"	Leg ends threaded 5/8"–18. No. 1106 legs and No. 24827 leg ends included. Wt., 20 lbs., 12 oz.

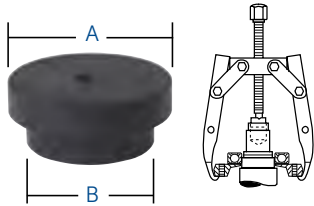
Extra Legs (pair) for No. 938 Push-Puller (Reach equals leg length plus 2" with leg end caps.)

Tool No.	Leg Length & Wt.	Tool No.	Leg Length & Wt.
1107	4-1/2" 2 lbs., 8 oz.	1105	22-1/2" 9 lbs.
1106	9-1/2" 4 lbs., 8 oz.	1108	30" 11.5 lbs.
1104	16-1/2" 6 lbs., 8 oz.		

Tool No.	Max. Reach	Max. Spread	Screw Size	Notes / Weight
939	10-1/2"	7"–16-1/4"	1-1/2"–12 x 17-1/4"	Leg ends threaded 1"–14. No. 1109 legs and No. 28390 leg ends included. Wt., 44 lbs.

Extra Legs (pair) for No. 939 Push-Puller (Reach equals leg length plus 2" with leg end caps.)

Tool No.	Leg Length & Wt.	Tool No.	Leg Length & Wt.
1109	8" 8 lbs.	1111	28" 22 lbs.
1110	18" 15 lbs.		

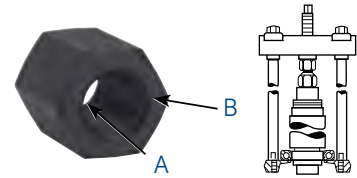


**8074, 8076 & 8075
Step Plate Adapter Sets**

Necessary for pulling and installing bearings, gears, or other parts found on hollow shafts or housings. They may be used with Grip-O-Matic® pullers and Push-Pullers®, as well as shop presses. All adapters are available separately.

Tool No.	Set No.	Dia. "A"	Dia. "B"
8057	•	1"	3/4"
8058	•	1-1/8"	7/8"
8059	•	1-1/4"	1"
8060	•	1-3/8"	1-1/8"
8061	•	1-5/8"	1-1/4"
8062	•	1-3/4"	1-3/8"
8063	•	1-7/8"	1-1/2"
8064	•	2"	1-5/8"
8065	•	2-1/8"	1-3/4"

Tool No.	Set No.	Dia. "A"	Dia. "B"
8066	•	2-3/8"	1-7/8"
8067	•	2-1/2"	2"
8068	•	2-5/8"	2-1/8"
8069	•	2-3/4"	2-1/4"
8070	•	2-7/8"	2-3/8"
8071	•	3"	2-1/2"
8072	•	3-1/4"	2-3/4"
8073	•	3-1/2"	3"



**8044
Internal Threaded Adapter Set**

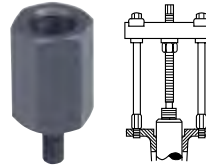
For use on the ends of Push-Puller legs or forcing screws to aid in the removal and installation of shafts, axles, and housings.

Tool No.	Internal End "A"	Internal End "B"
8035*	1/2"-20	5/8"-18
8036*	1"-14	1"-14
8037	5/8"-18	5/8"-18
8038	5/8"-18	3/4"-16
8039	5/8"-18	7/8"-14
8040	5/8"-18	1"-14
8041	5/8"-18	1-1/8"-12
8042	5/8"-18	1-1/4"-12
8043*	5/8"-18	1-1/2"-12

* Not included in set No. 8044. Order separately. All adapters are available separately.

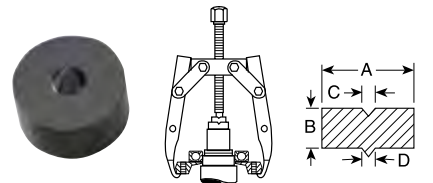
Metric and standard External-Internal Threaded Adapters

For use on the ends of Push-Puller legs or forcing screws when pulling shafts, bearing caps, pinions, etc.



Tool No.	Internal End	External End	Length
Metric Threaded Adapters			
8111	5/8"-18	M6 x 1.0	2-1/4"
8112	5/8"-18	M8 x 1.0	2-1/4"
8113	5/8"-18	M8 x 1.25	2-1/4"
8114	5/8"-18	M10 x 1.25	2-1/4"
8115	5/8"-18	M10 x 1.5	2-1/4"
8116	5/8"-18	M12 x 1.25	2-1/4"
8117	5/8"-18	M12 x 1.75	2-1/4"
8121	5/8"-18	M14 x 1.5	2-1/4"
8122	5/8"-18	M14 x 2.0	2-1/4"
8123	5/8"-18	M16 x 1.5	2-3/4"
8124	5/8"-18	M16 x 2.0	2-3/4"
8125	5/8"-18	M20 x 1.5	2-3/4"
8126	5/8"-18	M20 x 2.5	2-3/4"
8131	5/8"-18	M6 x 1.0	1-5/8"
8132	5/8"-18	M8 x 1.25	1-5/8"
8133	5/8"-18	M10 x 1.5	1-5/8"
8134	5/8"-18	M12 x 1.75	1-5/8"
8135	5/8"-18	M14 x 2.0	1-5/8"
8136	5/8"-18	M16 x 2.0	1-5/8"
8137	5/8"-18	M20 x 2.5	1-5/8"
8141	1"-14	M16 x 1.5	3"
8142	1"-14	M16 x 2.0	3"
8143	1"-14	M18 x 1.5	3"
8144	1"-14	M20 x 1.5	3"
8145	1"-14	M20 x 2.5	3"
8146	1"-14	M22 x 1.5	3"
8147	1"-14	M24 x 2.0	3"
8148	1"-14	M24 x 3.0	3"

Tool No.	Internal End	External End	Length
Standard Threaded Adapters			
206437	1/2"-20	5/8"-18	2-1/4"
8000	5/8"-18	1/4"-20	2-1/4"
8001	5/8"-18	5/16"-18	2-1/4"
8002	5/8"-18	7/16"-14	2-1/4"
8003	5/8"-18	7/16"-20	2-1/4"
8004	5/8"-18	3/8"-24	2-1/4"
8005	5/8"-18	3/8"-16	2-1/4"
8006	5/8"-18	1/2"-20	2-1/4"
8007	5/8"-18	1/2"-13	2-1/4"
8008	5/8"-18	9/16"-18	2-1/4"
8009	5/8"-18	9/16"-12	2-1/4"
8010	5/8"-18	5/8"-11	2-1/4"
8013	5/8"-18	3/4"-16	2-1/4"
8015	5/8"-18	3/4"-10	2-1/4"
8017	5/8"-18	7/8"-14	2-1/4"
8018	5/8"-18	7/8"-9	2-1/4"
8019	5/8"-18	1"-14	2-1/4"
8022	5/8"-18	1/8" pipe	2-1/4"
8012	1"-14	5/8"-18	3-3/16"
8011	1"-14	5/8"-11	2-1/2"
8014	1"-14	3/4"-16	2-1/2"
8016	1"-14	3/4"-10	2-1/2"
8020	1"-8	5/8"-18	3"
8021	1"-8	1"-14	3"
8023	1-1/4"-12	1"-14	4-1/2"
8024	1-1/4"-12	1-3/4"-12	4-3/4"
8025	1-1/4"-7	5/8"-18	4"
8027	1-1/4"-7	1"-14	4"
8029	1-5/8"-51/2	1"-14	4"
8028	1-5/8"-51/2	1"-8	4"
8030	3/4"-16	5/8"-18	2-1/4"



**8056
Shaft Protector Set**

Designed to protect shaft centers from distortion when extreme pressures are applied with either Grip-O-Matic® pullers or Push-Pullers. Shaft protectors are available separately.

Tool No.	"A"	"B"	"C" (60°)	"D" (60°)
8050	1-1/2"	3/4"	3/8"	7/16"
8051	1-1/4"	3/4"	3/8"	3/8"
8052	1"	3/4"	3/8"	5/16"
8053	3/4"	3/4"	1/4"	1/4"
8054	5/8"	5/8"	1/4"	1/4"
8055	5/8"	5/8"	3/16"	3/16"

HYDRAULIC PULLERS PULLERS



No. 1062 & 1063

Usable reach equals leg length minus 4-7/8" when using leg ends.

No. 1070 & 1071

Usable reach equals leg length minus 5-7/8" when using leg ends.

No. 1076

Usable reach equals leg length minus 10-5/8".

No. 1076 – 50-Ton Capacity Can be used with Nos. 1128 and 1129 bearing pulling attachments. Ends of legs are threaded 1-1/4"-12. Usable reach: 13-3/8". See page 135 to order threaded adapters for use with these pullers.

Hydraulic Push-Puller®

No. 1062, 1063 – 17-1/2" Ton Capacity Can be used with Nos. 1124 and 1130 bearing pulling attachments or No. 680 pulley pulling attachment. May also be used with No. 1154 internal pulling attachment. Ends of legs are threaded 5/8"-18. Usable reach: 11-5/8".

Tool No.	Max. Reach	Max. Spread	Screw Size	Notes / Weight
1063	18-1/2"	5-3/4"-11-3/4"	1"-8 x 20"	Puller with No. 1104 legs, No. 24827 leg ends, No. 4120 hyd. ram, No. 32118 adjusting screw, and No. 24814 adjusting crank. 38 lbs.
1062	18-1/2"	5-3/4"-11-3/4"	1"-8 x 20"	Puller only. 22 lbs.

Extra Legs (pair) for No. 1062, 1063 (Reach equals leg length plus 2" with leg end caps.)

Tool No.	Leg Length & Wt.	Tool No.	Leg Length & Wt.
1107	4-1/2" 2 lbs., 8 oz.	1105	22-1/2" 9 lbs.
1106	9-1/2" 4 lbs., 8 oz.	1108	30" 11.5 lbs.
1104	16-1/2" 6 lbs., 8 oz.		

Note: 3/4"-14 thread on leg upper end. LEG LENGTH

No. 1070, 1071 – 30-Ton Capacity Can be used with Nos. 1126 and 1127 bearing pulling attachments or No. 680 pulley pulling attachment (two No. 8012 adapters are required to connect No. 680 to puller). Also may be used with No. 1166 internal pulling attachment. Ends of legs are threaded 1"-14. Usable reach: 12-1/8".

Tool No.	Max. Reach	Max. Spread	Screw Size	Notes / Weight
1071	20-1/2"	7"-16-1/4"	1-1/4"-7 x 24"	Puller with No. 1110 legs, No. 28390 leg ends, No. 4121 hyd. ram, No. 34758 adjusting screw, and No. 27198 adjusting crank. 90 lbs.
1070	20-1/2"	7"-16-1/4"	1-1/4"-7 x 24"	Puller only. 56 lbs.

Extra Legs (pair) for No. 1070, 1071 (Reach equals leg length plus 2-5/8" with leg end caps.)

Tool No.	Leg Length & Wt.	Tool No.	Leg Length & Wt.
1109	8" 8 lbs.	1111	28" 22 lbs.
1110	18" 15 lbs.		

Note: 1"-14 thread on leg upper end.

Tool No.	Max. Reach	Max. Spread	Screw Size	Notes / Weight
1076	24"	8-1/2"-20-1/2"	1-5/8"-5-1/2" x 30-3/8"	Puller only. 106 lbs.


Extra Legs (pair) for No. 1076 (Reach equals leg length plus 1-1/4"-12 thd. on both leg ends.)

Tool No.	Leg Length & Wt.	Tool No.	Leg Length & Wt.
1112	24" 34 lbs.	1113	34" 47 lbs.

Hydraulic Grip-O-Matic® Puller

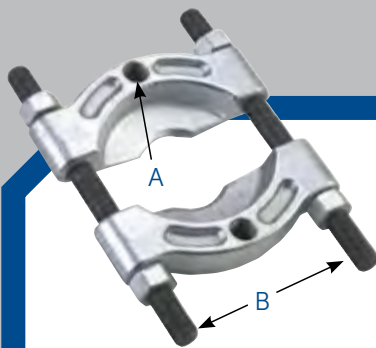
No. 1060-1080 Available in 10 to 50-ton capacities. Reliable single-acting Power Twin ram is matched with a versatile 2-jaw or 3-jaw puller. Lightweight ram can be used in other applications. You also get an adjusting screw, speed crank, and coupler where applicable. Hydraulic pump is not included; see index for pump listings.

Tool No.	MAX		Ram Capacity & Number	JAW		Screw Size & Crank No.	Style and Weight
	Reach	Spread		Thickness	Width		
1060	10"	17"	N/A	9/16"	1"	N/A	10-Ton, 2/3-Jaw; Puller Only; 17 lbs.
1065	11-1/2"	16"	17-1/2 Ton, No. 4120	13/16"	1-9/32"	1"-8 x 20" No. 24814	17-1/2 Ton, 2-Jaw; 40 lbs.
1064	11-1/2"	16"	N/A	13/16"	1-9/32"	N/A	17-1/2 Ton, 2-Jaw Puller Only; 24 lbs.
1067	11-1/2"	20"	17-1/2 Ton, No. 4120	13/16"	1-9/32"	1"-8 x 20" No. 24814	17-1/2 Ton, 3-Jaw; 53 lbs.
1066	11-1/2"	20"	N/A	13/16"	1-9/32"	N/A	17-1/2 Ton, 3-Jaw Puller Only; 37 lbs.
1073	19-7/16"	26"	30-Ton, No. 4121	1-1/8"	1-5/8"	1-1/4"-7 x 24" No. 27198	30-Ton, 2-Jaw; 91 lbs.
1072	19-7/16"	26"	N/A	1-1/8"	1-5/8"	N/A	30-Ton, 2-Jaw Puller Only; 59 lbs.
1075	19-7/16"	34"	30-Ton, No. 4121	1-1/8"	1-5/8"	1-1/4"-7 x 24" No. 27198	30-Ton, 3-Jaw; 122 lbs.
1074	19-7/16"	34"	N/A	1-1/8"	1-5/8"	N/A	30-Ton, 3-Jaw Puller Only; 90 lbs.
1080	19-7/16"	44"	N/A	1-1/8"	1-5/8"	N/A	50-Ton, 3-Jaw Puller Only; 187 lbs.



Puller components

No.	Description	Capacity
24814	Speed Crank	17-1/2 Ton
27198	Speed Crank	30 Ton
29595	Speed Crank	50 Ton
32118	Adjusting Screw	17-1/2 Ton
34758	Adjusting Screw	30 Ton
32698	Adjusting Screw	50 Ton
39448	Lube for pullers	



Bearing Splitters

No. 1121-1130 These versatile accessories feature "knife-like" edges which are easily placed behind the part to secure a gripping surface, even when clearances are extremely limited. When used with an OTC Grip-O-Matic® puller, puller jaws grip attachment's outer edge; when used with a Push-Puller, puller legs are threaded into the attachment's two tapped holes.

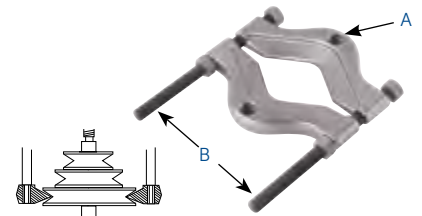
Tool No.	MAX. Spread	MIN. Spread	A	B	Weight	Application
1121	15/16"	1/4"	15/16"-18	1-11/16"	12 oz.	Use with puller Nos. 1020, 1022, & 1023.
1122	2"	1/8"	3/8"-16	2-7/16"	1 lb., 4 oz.	Use with puller Nos. 1024, 1025, 1026, 1027, 7392, & 7393.
1123	4-5/8"	1/2"	5/8"-18	4-3/8"	5 lbs.	Use with puller Nos. 1035, 1036, 1037, 1038, & 927.
1124	5-3/4"	1/2"	5/8"-18	6"	12 lbs.	Use with puller Nos. 1035, 1040, 1041, 1042, 1065, 1063, & 938.
1130	9"	1/2"	5/8"-18	6"	12 lbs., 9 oz.	Use with puller Nos. 1035, 1040, 1041, 1042, 1065, 1063, & 938.
1126	8"	5/8"	1"-14	7-1/8"	19 lbs., 12 oz.	Use with puller Nos. 1047, 1043, & 939.
1127	13-3/8"	3/4"	1"-14	10-1/4"	41 lbs., 12 oz.	Use with puller Nos. 1047, 1073, & 939.
1128	12-7/8"	5"	1-3/4"-12	13"	100 lbs.	Use with puller Nos. 1073, 1079.

A = Thread of tapped hole in adapter.
B = Distance between adjusting screws.

Pulley Pulling Attachments

Attachment clamps down into V-groove to distribute load. Use with Grip-O-Matic® pullers or Push-Pullers.

Tool No.	MAX. Spread	MIN. Spread	A	B	Weight	Application
679	5-7/8"	1-3/4"	5/8"-18	6"	4 lbs., 4 oz.	Use with puller Nos. 1035, 1036, 1037, 1038, and 927.
680	10"	1-5/8"	5/8"-18	10-1/16"	22 lbs., 4 oz.	Use with puller Nos. 1039, 1040, 1041, 1063, 1065, and 938.



A = Thread of tapped hole in adapter.
B = Distance between adjusting screws.


Internal Pulling Attachments

Approved by leading bearing manufacturers, OTC's internal pulling attachments remove bearing cups, oil seals, bushings, and other parts from blind holes quickly and easily. Each attachment is designed for use with a corresponding Push-Puller or slide hammer assembly.

Tool	JAW Spread	JAW Reach	A	B	Weight	Application
1153	1-1/2"-5"	2-1/8"	1"-14	5/8"-18	4 lbs., 4 oz.	Use with Nos. 927 and 938 Push-Pullers, 1155 and 1156 slide hammer pullers, or 24832 and 24833 puller screw.
1150	1-1/2"-6"	4"	1"-14	5/8"-18	4 lbs., 4 oz.	
1152	1-1/2"-6"	4"	-	5/8"-18	3 lbs., 8 oz.	
1151	1-1/2"-7"	5-1/4"	1"-14	5/8"-18	4 lbs., 8 oz.	Use with Nos. 927 and 938 Push-Pullers, 1155 and 1156 slide hammer pullers, or 24832 puller screw.
1165	3"-9"	5-7/8"	1-1/2"-12	1"-14	13 lbs., 8 oz.	Use with No. 939 Push-Puller.
1154	1-1/2"-9"	4"	1"-8	5/8"-18	4 lbs., 8 oz.	Use with No. 1063 hyd. Push-Puller.
1166	3"-9"	5-7/8"	1-1/4"-7	1"-14	13 lbs., 8 oz.	Use with No. 1071 hyd. Push-Puller.

Puller Screws

24832	13-3/4" long		5/8"-18	1 lb.	Use with Nos. 1150, 1151, 1152, and 1153. Acts as a regular forcing screw when threaded directly into the block of pulling attachment.
24833	5-1/2" long		5/8"-18	6 oz.	Use with Nos. 1150, 1152, and 1153. Acts as a regular forcing screw when threaded directly into the block of pulling attachment.



1150-1166

A = Thread of tapped hole in adapter.
B = Distance between adjusting screws.

4420

Pilot Bearing Pulling Attachment

- Use to pull a pilot bearing from the end of the crankshaft.
- Interchangeable jaws. One set of jaws covers a spread of 1/2" to 1-1/2". Other set of jaws covers a spread of 3/8" to 1-3/8". Both sets of jaws have a reach of 1".
- Reach has a min/max range of 3/16" to 1".
- Puller attaches to OTC and other slide hammers with 5/8"-18 thread.



4421

Pilot Bearing Pulling Attachment

- Removes pilot bearings, thrust washers, and smaller bearings hidden in a shaft or housing.
- Jaws require a minimum of 5/8" opening and can range up to a max of 1-1/2" diameter.
- Min/Max reach is 1/8" to 1".
- Works with both 5/8 - 18 as well as M18-1.5 threaded hammer shanks.




4422

Pilot Bearing Puller

- Use to pull a pilot bearing from the end of the crankshaft.
- A restriction plate catches the bridge and prevents the jaws from spinning when force is engaged.
- The "Tee Handle" design is easy-to-use and eliminates need for other tools.
- Spread covers ranges of 1/2" to 1-1/2" and 3/8" to 1-3/8".
- Reach has a min/max range of 3/16" to 1-1/4".



REVERSIBLE-JAW SLIDE HAMMER PULLERS



2-Jaw Spread				3-Jaw Spread				Overall Length
Inside Min.	Inside Max.	Outside Min.	Outside Max.	Inside Min.	Inside Max.	Outside Min.	Outside Max.	
1-1/4"	3-1/2"	1"	4-1/2"	1-1/2"	4-1/4"	1-1/2"	4-1/2"	27"

Reversible-Jaw Slide Hammer Pullers

Here are two extremely versatile pullers, which will accomplish many pulling jobs involving gears, bearings, outer races, grease retainers, oil seals, etc. Either two or three puller jaws may be used to handle "inside" pulling jobs such as bearing cups and outer races, as well as regular "outside" pulling jobs. The basic slide hammer unit can be removed and used independently. The No. 1177 slide hammer puller has a 5 lb. hammer, and the No. 1176 has a 2-1/2 lb. hammer.

- 1176** – Puller with 2-1/2 lb. hammer, 2-way and 3-way head, 27" long.
- 1177** – Same as 1176, except has a 5 lb. hammer.




Spread			Overall Length
Min.	Max.	Reach	
1-5/8"	6"	4"	28"

Slide Hammer Pullers with Cup Pulling Attachments

These pullers combine a basic slide hammer unit with a No. 1152 internal pulling attachment (described on page 129). Ideal for removing bearing cups, outer races, and oil seals from blind holes. Upon removal of the internal pulling attachment, the basic slide hammer unit, which has a 5/8"-18 threaded end, may be used with various adapters for a multitude of pulling jobs.

- 1157** – Slide hammer puller, consisting of an 1152 internal pulling attachment and an 1156 basic slide hammer unit with a 2-1/2 lb. hammer.
- 1158** – Slide hammer puller (not shown), consisting of an 1152 internal pulling attachment and an 1155 basic slide hammer unit with a 5 lb. hammer.



Basic Slide Hammer Units

May be used with an OTC internal pulling attachment (page 129), or with internal or external-internal threaded adapters (page 127).


- 1155** – Slide hammer unit is 24" long with a 5 lb. hammer, 5/8"-18 threaded end.
- 6501** – Slide hammer unit is 17" long with a 1-3/4 lb. hammer, 1/2-20 threaded end.
- 1156** – Slide hammer unit is 24" long with a 2-1/2 lb. hammer, 5/8"-18 threaded end.

6541 Pulling Hook

- This slide hammer puller attachment is used to remove seals, bearings, and other press-fit parts.
- Designed to be used with OTC No. 1155 (5 lb.) or No. 1156 (2-1/2 lb.) slide hammer, or other slide hammers having 5/8-18 threads.

27315 Pulling Hook

- This slide hammer puller attachment is used oil seals and bearing in situations where conventional methods won't work.
- Designed to be used with OTC No. 1155 (5 lb.) or No. 1156 (2-1/2 lb.) slide hammer, or other slide hammers having 5/8-18 threads.



Pilot Bearing Pullers

These very versatile pullers are built specially light duty for inside pulling jobs, and particularly for removing flywheel pilot bearings on automobiles, trucks, and tractors. Also very practical for pulling motor, generator, and magneto bearings.

Slide hammer unit is 17" long with a 1-3/4 lb. hammer, 1/2-20 threaded end.

Tool No.	Reach	I.D. Spread		Wt. (lbs./oz.)
		Min.	Max.	
1170	3/4"	1/2"	1-1/2"	4 / 14
1171	1"	7/8"	2-1/8"	4 / 14
1172	1-3/4"	1/2"	2"	4 / 14



Special Slide Hammer Puller

Ideal for pulling jobs in very close quarters, as in removal of small-bore bushings, bearings, oil seals, etc. Internal pulling attachment has a jaw spread of 1/2" to 1-3/8", adjusted by turning the slide hammer handle. Handle end has a 1/2"-20 thread.

- 1173** – Slide hammer unit is 17" long with a 1-3/4 lb. hammer, 1/2-20 threaded end. with 1174 head assembly.
- 1174** – Head assembly only.

5028 Slide Hammer Puller

Just 8-1/2" long to fit into tight spots, but its 1-1/2 pound hammer gives you a little extra muscle for stubborn jobs. It's perfect for pulling injector nozzles. The shank is threaded 1/2"-20 and has a 5/8"-18 threaded adapter included. Works with many OTC pulling attachments.



7703 Ten-Pound Slide Hammer Puller

This heavy-duty slide hammer puller gets tough with those really stuck parts. It has all the features of our smaller versions – heat treated, 24" long, and a 5/8"-18 threaded end to adapt to any of OTC's pulling attachments. The difference is the ten-pound hammer that gives you the extra muscle for really stubborn pulling jobs.



Sliding Hammers

- 22185** – 2-1/2 lb. sliding hammer.
- 34331** – 5 lb. sliding hammer.



1178 Slide Hammer Puller Set

This useful set contains OTC's popular No. 1176 reversible-jaw slide hammer puller, plus an assortment of special jaws and adapters. You get all the versatility of the No. 1176 (described fully on page 130), plus attachments for pulling various size pilot bearings, oil seals, bushings, timing gears, harmonic balancers, and other tightly fitted parts!

Set No. 1178 consists of:

No.	Description
1176	Reversible-jaw slide hammer puller with 2-1/2 lb. hammer
44195	Medium jaw (3 include)
32054	Pilot bearing jaw (3 include)
44148	Long jaw (3 include)
27315	Puller hook. Removes oil seals, bearings, etc.
27241	2-way cross head
36578	Cross block. Removes timing gears, harmonic balancers, pulleys, other parts having tapped holes. Uses cap screws up to 3/8" diameter. Spread with 3/8" dia. cap screws: 1-7/8" - 5-5/8".

2-Jaw Spread

Tool No.	Inside		Outside	
	Min.	Max.	Min.	Max.
44195	1-1/2"	4-1/2"	3/4"	5"
32054	3/4"	2-3/8"	-	-
44148	2-3/4"	5-1/2"	3/4"	7-1/2"
34698	1-1/4"	3-1/2"	1"	4-1/2"

3-Jaw Spread

Tool No.	Inside		Outside	
	Min.	Max.	Min.	Max.
44195	1-1/2"	4-3/4"	1"	4-1/2"
32054	1"	2-3/4"	-	-
44148	3-1/4"	6-1/4"	1"	6-1/4"
34698	1-1/2"	4-1/2"	1-1/2"	4-1/2"



6627

Grip Wrench Adapters

- For grip wrenches using single-lead thread adjusting screw.
- Adapter threads onto a slide hammer with a 5/8"-18 thread.

205378 - Grip wrench threads onto a 7/16"-14 end of adapter for pulling use.

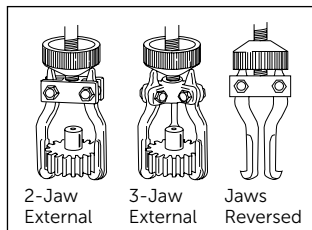
557479 - Grip wrench threads onto a 5/16"-18 end of adapter for pulling use.

557480 - Grip wrench threads onto a 1/4"-20 end of adapter for pulling use.



1179 "Silver Slapper" 8-Way Slide Hammer Puller Set

You can pull flange-type rear axles, stubborn oil seals and bearings, and other press-fit parts. Jaws can be set up for 2/3-way internal or external pulling jobs.



Application Examples

Set No. 1179 consists of:

No.	Description
1155	Slide hammer with 5 lb. hammer
7372	Rear axle pulling attachment
24544	3-way cross-head
24545	Cone
27241	2-way cross-block
27315	Puller hook attachment
34698	Pulling jaws (3) for internal or external pulling jobs
205378	Grip wrench adapter w/single lead (wrench not included)
205377	Dent puller attachment

5 lb. Hammer in Polished Chrome Finish.



4579

9-Way Slide Hammer Puller Set

- Pulls flange-type rear axles and most front-wheel drive hubs.
- Internal and external jaws provide a variety of combinations to pull bearings, gears and seals.
- Two- and three-way cross blocks and cone provide the perfect jaw configuration for most jobs.
- Set also includes a grip wrench adapter and a dent puller attachment for sheet metal or other unique pulling requirements.
- Designed for use with other OTC 5/8"-18 thread slide hammer attachments.
- Packaged in blow-molded case.



7792 Rear Axle Puller Set

The tools you need for flange-type rear axle and bearing removal on most late model passenger cars and light trucks. Set includes the No. 7374 rear axle pulling plate and a 5 lb. slide hammer. The axle bearing pullers, used with the slide hammer, make short work of removing semi-floating rear axle bearings.

Set No. 7792 consists of:

No.	Description
7374	Rear axle pulling plate with a 5 lb. slide hammer.
7495A	Rear axle bearing puller. Fits a min. bearing tube I.D. of 1" and a max. axle tube I.D. of 1-7/8".
7496A	Rear axle bearing puller. Fits min. bearing tube I.D. of 5/16" and max. axle tube I.D. of 2-3/8".
7497A	Rear axle bearing puller. Fits min. bearing tube I.D. of 1-3/8" and max. axle tube I.D. of 2-7/8".
27315	Puller hook for use with 5 lb. slide hammer in set. Removes oil seals, bearings, etc.



8-Way and 10-Way Slide Hammer Puller Sets


Our two most popular slide hammer puller sets—the Silver Slapper and the Silver Slapper Plus—now come packaged in a convenient plastic, blow-molded carrying/storage case. They're the same great sets with the same versatile pullers and attachments, now made even better with the addition of an organizer case. Or, if you already own either our No. 1179 or No. 1189 puller sets, we offer the plastic case separately. The case will hold either set.

7947 - Eight-way slide hammer puller set. Same contents as No. 1179 Silver Slapper set, but includes plastic carrying/storage case.

7948 - Ten-way slide hammer puller set.

63106 - Puller storage case. Blow-molded plastic.

DIFFERENTIAL BEARING PULLERS PULLERS




OTC "GripLock" Pullers

Manufactured to our rigorous specifications to ensure the quality professionals expect from OTC.

- Pressure bearing yoke cap holds jaws in place for ease of set up - in any orientation.
- 2 or 3 jaw application.
- Both external and internal pulling action.
- "Live Center" action forcing screw.
- Professional finished for long lasting durability...

464 – Puller with a 4" maximum reach, 3" to 4" spread.

465 – Puller with a 7" maximum reach, 3" to 7" spread.



Differential Bearing Pullers

For removing differential side carrier bearings on a wide variety of passenger cars and light trucks. Use with step plate adapter Nos. 8060, 8061, 8063, and 8064. (Step plate adapters are not included with 1028 or 1031. See page 135.)

1028 – Puller with a 3-1/2" maximum reach, 1-1/4" to 4-1/2" spread. Primarily for servicing Ford products.

1031 – Puller with a 3-1/4" maximum reach, 6" maximum spread. For servicing most General Motors, American Motors, and Chrysler products.

Bearing Cup Remover

Ideal for servicing hubs on today's popular front-wheel-drive small cars. The cone holds the jaws in place during pulling. Perfect for pulling internal bearing cups, seals, bushings, etc. Jaw spread: 15/16" to 3-1/4", reach to 3-1/2". Use with any slide hammer having a 5/8"-18 thread (OTC No. 1155 or No. 1156 or the No. 927 Push-Puller).

6542 – Bearing Cup Remover.

7136 – Bearing Cup Remover. Similar to Ford 308-047.



4520 Differential Side Bearing Pullers

- Use to remove differential side carrier bearing. Works on a wide variety of cars and light-duty trucks.
- Includes four step plate adapters to fit carrier bearings.
- Reach: 1-5/8". Spread: 2-5/8" to 3-3/8". Forcing screw is 3/4"-16 x 6-11/16" lg.

Set includes:

4520-1 – Forcing Screw / Cross Block Assembly

4520-2 – Puller Jaws / Pins (set of two each)

4520-3 – Puller Jaws Retaining Yoke

4520-4 – Step Plate Adapters (set of four)

15/16" – 1-11/32" diameter

1-1/8" – 1-1/2" diameter

1-1/4" – 1-5/8" diameter

1-1/8" – 1-3/4" diameter

1181 Multipurpose Puller Set

This assortment of puller tools gives you a wide range of job versatility. You get a 5 lb. slide hammer puller, hub puller, two sizes of OTC Grip-O-Matic® jaw-type pullers, a bearing pulling attachment, plus a cross-bar gear and pulley puller, all contained in a handy plastic storage case.

Set No. 1181 consists of:

No.	Description
1177	Slide hammer puller with a 5 lb. hammer, 2-way and 3-way heads. Reversible: either two or three jaws may be used to handle both "inside" and "outside" pulling jobs.
7208A	Front hub puller for servicing front-wheel-drive cars. Includes a spare locknut, which permits use with a No. 1177 slide hammer for rear axle flanges.
1023	2-ton combination 2- or 3-jaw Grip-O-Matic puller. Has 3-3/8" max. reach, 4-3/4" max. spread.
1027	5-ton combination 2- or 3-jaw Grip-O-Matic puller. Has 5-1/2" max. reach, 7" max. spread.
7393	Bar-type gear and pulley puller with a 5-1/2" long screw. Includes two hex head cap screws, 3/8"-16 x 3" long. Spread range: 1-1/2" to 4-1/4".
1122	Bearing pulling attachment for use with No. 1027 and No. 7393 pullers. Has 2" max spread, 1/8" min. spread.



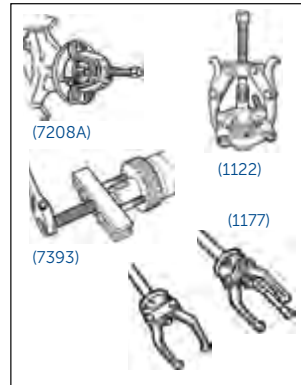
Specifications

Reach: 1-5/8"

Spread: 2-5/8" on inside holes in crossbar
3-3/8" on outside holes in crossbar

Forcing screw: 3/4"-16 mm x 6-11/16" lg.

Adapter sizes: 15/16" to 1-3/4" diameter



1184 Cone-type Puller

Reversible jaws permit handling of both internal and external pulling jobs. The 2-way/3-way head permits assembly of puller to suit the job at hand. Turning the cone on the puller head securely locks its jaws on the part to be removed. Puller reach: 2-7/8"

2-jaw spread:
Inside: 1-1/2" to 4-1/2"
Outside: 3/4" to 5"

3-jaw spread:
Inside: 1-1/2" to 4-3/4"
Outside: 1" to 4-1/2"


Pilot Bearing Pullers

Designed to pull flywheel pilot bearings in close quarters where a slide hammer cannot be used. Operates on many models with engine in chassis.

7318 – Pilot bearing puller. Capacity: 1/2" to 1-1/2". I.D. reach: 3/4".

7319 – Pilot bearing puller. Capacity: 7/8" to 2". I.D. reach: 1".





981 Blind Hole Puller Set

This set provides a complete selection of expanding collets ranging in size from 5/16" to 1-3/4". Collet is placed through bore of part to be removed, then expanded with actuator pin so that lips of collet secure a positive grip for pulling. Force is exerted by means of a forcing screw and a bridge assembly or a slide hammer. Individual pieces can be ordered separately.

Set No. 981 consists of:

No.	Description	No.	Description
24835	Forcing screw	28323	Metal box
24836	Forcing screw nut	33856	Collet 5/16" to 3/8"
22185	2-1/2 lb. hammer	33857	Collet 3/8" to 7/16"
208627	Shank and tee bar assembly	33858	Collet 7/16" to 1/2"
28250	Actuator pin, 1/8" dia., for use with collets 33856 & 33857	33859	Collet 1/2" to 5/8"
28253	Actuator pin, 3/16" dia., for use with collets 33858-33862	33860	Collet 5/8" to 3/4"
28256	Actuator pin, 1/2" dia., for use with collets 33863-33865	33861	Collet 3/4" to 7/8"
		33862	Collet 7/8" to 1"
		33863	Collet 1" to 1-1/4"
		33864	Collet 1-1/4" to 1-1/2"
		33865	Collet 1-1/2" to 1-3/4"
		41331	Bridge



4581 Blind Hole Bearing Puller Set

- For pulling jobs requiring an internal pull.
- Set includes four collets, which fit a wide range of applications. Select the appropriate sized collet by comparing it with the application. Insert the collet, expand it to fit the hole, then attach the slide hammer.
- Four collet sizes: 7/16" to 1/2", 9/16" to 11/16", 5/8" to 1", and 1" to 1-1/4".
- Set includes a 2-1/2 lb. slide hammer with a T-handle.
- Housed in a blow-molded plastic storage case.



4536 A/C Clutch Pulley Puller Set

- For removal of stubborn air conditioning clutch pulleys. Also can be used on many alternator, generator, power steering, and crankshaft pulleys, harmonic balancers, and fiber timing gears.
- Set includes drop-forged components: one 3/4"-16 x 5" live center forcing screw, 5-1/2" crossbar with 3 spread settings, two pairs of jaws, and a clamp bolt.
- Spread: 3" to 5"; Reach: 1" to 5".
- Includes a blow-molded plastic case.




4517 7-Ton Bar-Type Puller/Bearing Separator Set

- Includes a Bearing Splitter with 4" capacity, two sets of hex push puller legs, a 8" bar type puller head mated with a custom thread forcing screw.
- Now service and maintenance professionals have a Puller/Bearing set for tough jobs, up to 7-tons, larger applications, and greater reach 8" to 16".
- As a stand alone puller/bearing splitter set or as a compliment to the 4518 version, the 4517 7-Ton Puller/Bearing Separator Set gives your maintenance/service shop the expanded capability to keep more business in house.



4532 7-Ton Multi Purpose Bearing and Puller Set

- Offers a bearing/pulley tool solution featuring a classic "H" Bar style puller block accommodating 7" to 11" application spread.
- Comes with 2 sets of forged jaws for a pulling each range of 5" to 9" – tempered for heavy-duty applications. (Jaws from OTC's 4534 are interchangeable) Two forcing screws are included for short and long pulls.
- Where a Push Puller is the best pulling choice and threaded holes are not available, the 4532 provides technicians and shops with a solution for many applications like heavy-duty pinion bearings, side bearings, alternators, generators, power steering and crankshaft pulleys, timing gears and harmonic balancers.
- Deep set transmission gears and A/C clutches. Roller gears on tracked vehicles, locking collars on pivot shafts.



4534 Multipurpose Bearing and Pulley Puller Set

- For a wide range of pulling jobs, including: bearings, alternators, generators, power steering and crankshaft pulleys, timing gears, and harmonic balancers.
- Set includes drop-forged components, which can be used in a variety of combinations. Contents of Set: 2 – Forcing Screws (Live Center): 3/4"-16 x 6-11/16" and 3/4"-16 x 5" 2 – Cross-bar Yokes: 3 pin-hole @ 3-1/4" to 5-1/2", 2 pin-hole @ 2-3/8" to 3-3/8" 2 – Clamp Bolts 3 – Pairs of Puller Jaws: 1-3/8" Max, 1-5/8" Max, 1-3/4" Max 1 – Pair of Jaw Pins with Ball Spring 3 – Pairs of Capped Bolts
- Spread: 3" to 5", Reach: 1" to 2-1/4"
- Housed in a blow-molded plastic storage case.



4518 5-Ton Bar-Type Puller/Bearing Separator Set

- This combination set includes our two most popular bearing "splitters" (2" and 3"), four sets of hex push-puller legs and a bar-type puller head with a 9/16" forcing screw. Separator tools are used with bar puller and legs for a wide variety of pulling jobs.
- The 5" puller cross-bar with a 6-1/4" forcing screw or each of the bearing separators may also be used separately or in combination with other pullers or tools.
- A blow-molded plastic storage case keeps set contents organized and protected from loss.

Tool No.	Min. Spread	Max. Spread	Tapped Holes	Distance Between Adj. Screws
4518-2	3/16"	2-3/8"	3/8-16	2-3/8"
4518-3	1/2"	2-3/8"	3/8-16	3-9/16"

PULLER/BEARING SETS PULLERS



1182 Lock-on, Jaw-type Puller Set

Components can be assembled to create several versatile puller versions for both internal and external pulling tasks. The puller head is turned to securely lock the jaws onto the part being removed. Both a 2-way and 3-way puller head are included, plus three long-reach and three short-reach puller jaws. Plastic storage box included. Easily removes gears, bearings, timing gears, harmonic balancers, and other press-fitted parts.



6618 OTC Universal Bearing Race Puller

- Rugged puller built for many races, sleeves and bearings between 40mm and 60mm.
- Jaws designed with sharp edges for secure grip - even where vertical clearance is negligible.
- Jaws have radius for better attachment to round parts.
- Firm grip based on the adjustable clamping chain.
- Puller design avoids tilting.



Gear and Pulley Pullers

These tools are perfect for removing timing gears, fan pulleys, harmonic balancers, and many other parts having tapped holes.

- Each puller will spread from 1-1/2" to 4-1/4". The puller blocks are 4-7/8" wide, tapped 5/8" - 18 UNF.
- Includes two hex head cap screws, 3/8"-16 x 3" long.

7392 - Puller with 13" long screw

7393 - Puller with 5-1/2" long screw

Similar to Ford D80L-522-A, 303-D025

522 Large Gear and Pulley Puller

Using this tool, you can easily remove a wide range of gears, pulleys, or other parts that have tapped holes.

- The spread is 2" to 7-3/4". Its block is 8-1/4" wide, and its forcing screw is 3/4"-16 x 11-5/8" long.
- Accommodates any cap screws up to 1/2" diameter.



1183 Bearing Splitter Combo Set

This combo pack contains four of OTC's most popular bearing splitters, plus a pulley pulling attachment. A rugged organizer case is included, enabling you to keep the tools together for instant use.

62885
Organizer case only (for 1183).

Set No. 1183 consists of:

No.	Description
1121	Bearing splitter. Has 15/16" max. spread and 1/4" min. spread.
1122	Bearing splitter. Has 2" max. spread and 1/8" min. spread.
1123	Bearing splitter. Has 4-5/8" max. spread and 1/2" min. spread.
1130	Bearing splitter. Has 9" max. spread and 1/2" min. spread.
679	Pulley pulling attachment with a 5-7/8" max. and 1-3/4" min. spread.



4526 Heavy-Duty Single Pressure Beam Bearing Splitter Set

- Single point of adjustment allows quick attachment of splitter to the application.
- Pressure beam provides the ultimate in secure gripping surface.
- Push Puller is thread matched to the splitter.
- Interchangeable legs shorten or lengthen the range of pull.
- Designed of high quality tool grade materials for a lifetime of use.
- For use on most bushing or bearing jobs up to 4" in diameter.

7403 Steering Wheel, Pulley, and Flywheel Puller

Here's a puller that works in a variety of applications. It pulls steering wheels on most late model cars. It also works as a regular 2/3-way puller to remove pulleys and small engine flywheels. Cap screws included (pairs): 3/8-16 x 3-1/2 in.; 5/16-18 x 3-1/2 in.; 5/16-24 x 3-1/2 in.; M8-1.25 x 90 mm; and 5/16-18 x 4 in. (SIR).

- Works on domestic cars with or without collapsible steering columns.



1180 10-Ton Capacity Push-Puller Set

Contains three popular OTC bar-type pullers in one versatile set, packed in a handy plastic storage case. Tools included permit damage-free pulling of gears, bearings, harmonic balancers, and other parts having tapped holes. Ideal for servicing heavy-duty trucks, off-road construction equipment, and machinery.

Set No. 1180 consists of:

No.	Description
927	10-ton Push-Puller, 8-3/8" reach, 2-1/8" to 7-1/4" spread. 6-3/4" puller legs. Other leg sizes are available separately. (See pages 134, 136.)
522	Gear and pulley puller; spread range when used with 1/2" cap screws: 2" to 7-3/4". Cap screws not included.
7393	Gear and pulley puller with standard 5-1/2" forcing screw, plus special 13" forcing screw. Includes two hex head cap screws, 3/8"-16 x 3" long. Special range: 1-1/2" to 4-1/4".



4527 5-Ton Single Pressure Beam Bearing Splitter Set

- Single point of adjustment allows quick attachment of splitter to the application.
- Pressure beam provides the ultimate in secure gripping surface.
- Push Puller is thread matched to the splitter.
- Interchangeable legs shorten or lengthen the range of pull.
- Designed of high quality tool grade materials for a lifetime of use.
- For use on most bushing or bearing jobs up to 3" in diameter.





7790
Flange-Type Puller Set (Grade 5)

- Versatile puller capable of removing a wide variety of components having tapped pulling holes, including harmonic balancers, gears, crankshaft pulleys, etc.
- Capable of handling 2- or 3-way bolt pulling applications.
- Works on many cars, pickups, SUVs, and small engines.
- Carries the OTC Lifetime Marathon Warranty® against defects in workmanship and material.

Contents of set:

- Puller flange: adapts to bolt circle dia. of 1-1/2" to 4-5/8".
- Forcing screw: 5-5/8" lg., 5/8-18 thread.
- Shaft protector: 1-3/16" dia. x 3/4" thick.
- Three each of the following flat washers: 1/4"; 5/16"; 3/8".
- Three each of the following bolt sizes:

- 1/4"-28 x 3" lg.	- M8 x 1.25 x 45 mm lg.
- 5/16"-24 x 3" lg.	- M8 x 1.25 x 65 mm lg.
- 5/16"-18 x 3-1/2" lg.	- M8 x 1.25 x 65 mm lg.
- 5/16"-18 x 6" lg.	- M8 x 1.25 x 90 mm lg.
- 3/8"-24 x 1-1/2" lg.	- M8 x 1.25 x 90 mm lg.
- 3/8"-16 x 2" lg.	- M10 x 1.5 x 35 mm lg.
- 3/8"-16 x 3" lg.	- M10 x 1.5 x 35 mm lg.
- 3/8"-16 x 4-1/2" lg.	



525
Flange-Type Puller Combination

Two specialty pullers in one box. You get a flange-type puller for removal of harmonic balancers, timing gears, and other parts with two or three tapped holes. You also get a steering wheel, pulley, and flywheel puller. 525 includes: flange-type puller and steering wheel puller with four sets of cap screws. 3/8"-16 UNF x 3.5". 3/8"-24 UNF x 3.0". 5/16"-18 UNF x 3.5". 5/16"-24 UNF x 3.5".



7793
Master Bolt Grip Set (Grade 8)

- Multi-Purpose applications such as steering wheels, flywheels, harmonic balancers, pulleys and gears with tapped holes.
- Includes special stepped bolts for 1990-2005 GM 3300-3800 V6 crankshaft pulleys.

Contents of set:

- 4-way slotted puller yoke and 2 lengths of hardened "live-center" forcing screws - a set of 3 interchangeable forcing screw tips is included to optimize pressure and prevent "walking".
 - Blow molded case to prevent spilling and each bolt size is molded into the storage compartment.
 - Three each of the following bolt sizes:

- M8 x 1.25 x 90mm	- 3/8"-24 UNF x 1.5"
- M8 x 1.25 x 45mm	- 3/8"-16 UNC x 2"
- 1/4"-28 UNF x 3"	- 3/8"-16 UNC x 3"
- M8 x 1.25 x 65mm	- 3/8"-16 UNC x 4.5"
- 5/16"-24 UNF x 3"	- M10 x 1.5 x 35mm
- 5/16"-18 UNC x 3.5"	
- Special Stepped Bolts - 1990 & Newer



6930
Flange-Type Puller Combination

Heavy-duty flange puller features a live center forcing screw. Includes two live center forcing screw tips and two sets of commonly used automotive bolts. Puller will work on bolt circles from 1-1/2" to 4-1/4". Three cap screws, 3/8"-24 x 3" long, and three cap screws, 3/8"-16 x 3" long.



PA7
7-Ton Capacity Four-In-One™ Puller Set


With the parts included in the PA7, you can quickly assemble a 2/3-jaw puller with standard or long reach. 7-ton capacity, the max. reach of 8-3/4", and max. spread of 11" make it ideal for hundreds of pulling jobs. PA7 includes: 7-ton cap. Standard jaw max. reach: 5". Max. spread: 10-1/2". Long jaw max. reach: 8-3/4". Max. spread: 11".



518
Flange-type Puller

- Pulls harmonic balancers, timing gears, and other parts having two or three tapped holes.
- Slotted holes in puller body permit cap screws to be positioned to handle bolt circle diameters from 1-1/2" to 4-5/8".
- Three each of two cap screw sizes included: 3/8"-24 x 3" long and 3/8"-16 x 3" long.





1677 17-1/2 Ton Capacity Puller Set

This puller set gives you the versatility you want and the tonnage capacity you need to tackle parts removal and installation on many models of cars, trucks, tractors, power shovels, road building machinery, etc. Maintenance operations involving the removal and replacement of gears, bearings, wheels, and other press-fit parts can be done with ease.

Set No. 1677 consists of:

No.	Description	No.	Description
938	Push-Puller with 9-1/2" legs		Internal threaded adapters
1104	16-1/2" legs for 938 (pair)	8037	5/8"-18 x 5/8"-18
1024	2-jaw puller	8038	5/8"-18 x 3/4"-16 (2)
1036	2-jaw puller	8039	5/8"-18 x 7/8"-14
1039	2-jaw puller	8040	5/8"-18 x 1"-14
1130	Bearing splitter	8041	5/8"-18 x 1-1/8"-12
		8043	5/8"-18 x 1-1/2"-12



1676 Strong Box Puller Set


Here's a set of pullers that gives you almost unheard of versatility. You get eight pullers, five attachments, and extra puller jaws. They enable you to pull gears, bearings, pulleys, wheels, and more on cars and light trucks. All these tools are contained in a rugged, lockable metal storage cabinet you can either mount on a wall or stand on a work bench, so they are handy when you need them. Just imagine the jobs you can do with this set!

18886

Storage box only. 29-1/2" wide x 25-3/4" high x 10" deep.

Set No. 1676 consists of:

No.	Description	No.	Description
1026	2/3-jaw puller	7311A	Pitman arm puller
1037	2/3-jaw puller	1122	Bearing splitter
7392	Gear and pulley puller	1123	Bearing splitter
518	Flange-type puller	7372	Rear axle pulling adapter
7403	Steering wheel puller	43888	Long jaws for No. 1026 (3)
1170	Pilot bearing puller		
1177	Slide hammer puller	43892	Long jaws for No. 1037 (3)
		18886	Metal storage box



1675 13-Ton Capacity Puller Set

This versatile 13-ton capacity puller set removes gears, bearings, shafts, pinions, bearing outer races, and other tightly fitted parts. The set includes a Push-Puller, Grip-O-Matic® pullers, bearing pulling attachments, specialized pullers, and many accessories. You can work on all makes and models of cars and light trucks with this set.

1620

Board (3' x 4') for storing No. 1675 set (not included with set).

Set No. 1675 consists of:

No.	Description	No.	Description
927	Push-Puller with 6-3/4" legs	7310A	Pitman arm puller
1101	15-3/4" legs for 927 (pair)	8075	Step plate adapter set
1022	2-jaw puller	8035	Internal threaded adapter: 1/2" -20 x 5/8" -18 (2)
1024	2-jaw puller	8044	Internal threaded adapter set
1035	2-jaw puller	1152	Bearing cup pulling attachment
1039	2-jaw puller	1121	Bearing splitter
7392	Gear and pulley puller	1122	Bearing splitter
518	Flange-type puller	1123	Bearing splitter
7403	Steering wheel puller		
1170	Pilot bearing puller		
1176	Slide hammer puller		

1060-HYD OTC 10 Ton Hydraulic Puller Kit

The OTC 1060-HYD delivers 10 tons of force for industrial bearing service.

Engineered for a maximum spread of 17" and maximum reach of 15". OTC Grip-O-Matic® Pullers are designed with adjustable jaw positions in both 2 and 3 jaw configurations. Two pushing adapters are designed to fit the cylinder ram and act as 4.5" and 8.5" forcing screws.

- 10-Ton 2/3 Jaw Grip-O-Matic Puller Chassis.
- 10-Ton Single Cylinder Hydraulic Ram with 10-Ton Hand Operated Hydraulic Pump.
- Includes 2 Pushing Adapters (4-1/2" and 8-1/2").
- Includes 6 Piece Shaft Adapter Set.
- Ultra Heavy Duty Rolling Storage Case.
- Comes with a Quick Link Connector for suspending pulling from lifting equipment.



Hydraulic Puller Sets

17-1/2, 30-, and 50-Ton Capacity – Individual items in the sets are fully described elsewhere in this catalog. . . consult index.

1688 – 17-1/2 ton capacity hydraulic puller set

1689 – 30-ton capacity hydraulic puller set

1690 – 50-ton capacity hydraulic puller set


No.	Description	1688	1689	1690
HYDRAULICS				
4002	Single stage hydraulic hand pump assy.	x	x	x
4120	17-1/2 ton ram with threaded insert	x		
4121	30-ton ram with threaded insert		x	
4122	50-ton ram with threaded insert			x
24815	Tee adapter	x	x	x
9650	Pressure gauge	x	x	x
9767	Hydraulic hose – 6 foot	x	x	x
9798	Hose half coupler with dust cap	x	x	x
PULLERS				
1062	17-1/2 ton Push-Puller with 16-1/2" legs	x		
1066	17-1/2 ton 3-jaw hydraulic puller	x		
1070	30-ton hydraulic Push-Puller with 18" legs		x	
1074	30-ton 3-jaw hydraulic puller		x	
1076	50-ton hydraulic Push-Puller with 24" legs			x
1080	50-ton 3-jaw hydraulic puller			x
ACCESSORIES				
1105	Puller leg – 22-1/2"	x		
1111	28" legs for No. 1070		x	
1113	34" legs for No. 1076			x
1127	Bearing pulling attachment		x	x
1130	Bearing pulling attachment	x		
1154	Bearing cup pulling attachment	x		
1166	Bearing cup pulling attachment		x	
201454	Pushing adapter	x		
24814	Speed crank	x		
27198	Speed crank		x	
28228	Pushing adapter	x		
28229	Ram cap		x	
28230	Ram cap for No. 1076			x
29595	Speed crank			x
32118	Ram adjusting screw	x		
32698	Adjusting screw			x
34510	Pushing adapter		x	
34755	Pushing adapter			x
34758	Adjusting screw		x	
41226	2-way head for No. 1074		x	
41224	2-way head for No. 1066	x		
50449	2-way head for No. 1080			x
8020	1"–8 F. x 5/8"–18 M. threaded adapter	x		
8023	1-1/4"–12 F. x 1"–14 M. threaded adapter (2)			x
8028	1-5/8"–5-1/2 F. x 1"–8 M. threaded adapter			x
8029	1-5/8"–5-1/2 F. x 1"–14 M. threaded adapter			x
8036	Female threaded adapter 1"–14 x 1"–14 (2)		x	
8038	Female threaded adapter 5/8"–18 x 3/4"–16 (2)	x		



1688 17-1/2 ton capacity hydraulic puller set



1689 30-ton capacity hydraulic puller set



1690 50-ton capacity hydraulic puller set

HYDRAULIC PULLER SETS PULLERS



Hydraulic Puller Sets

1679 – 17-1/2 ton hydraulic puller set

1680 – 17-1/2 ton hyd. farm implement service set

1681 – 17-1/2 ton and 30-ton hydraulic puller set.

1682 – 17-1/2 ton, 30-ton, & 50-ton master puller set

1683 – 17-1/2 ton & 50-ton hydraulic construction equipment service set

Photo for illustrative purposes only. For complete set contents, see chart below.

Individual items in the sets are fully described elsewhere in this catalog. . . consult index.

No.	Description	1679	1680	1681	1682	1683	No.	Description	1679	1680	1681	1682	1683
HYDRAULICS													
4002	Single-stage hydraulic hand pump assembly	x	x	x	x	x	8017	5/8"-18 F x 7/8"-14 M threaded adapter (2)	x	x	x	x	x
4008	2-stage hyd. hand pump w/3-way control valve	x	x	x	x	x	8018	5/8"-18 F x 7/8"-9 M threaded adapter (2)	x	x	x	x	x
9650	2-stage hyd. hand pump w/3-way control valve	x	x	x	(2)	x	8019	5/8"-18 F x 1"-14 M threaded adapter (2)	x	x	x	x	x
9798	Hose half coupler with dust cap	x	x	x	(2)	x	8020	1"-8 F x 5/8"-18 M threaded adapter (1)	x	x	x	x	x
9767	Hydraulic hose – 6 ft.	x	x	x	(2)	x	8021	1"-8 F x 1"-14 M threaded adapter (1)	x	x	x	x	x
RAMS													
4120	17-1/2 ton ram with threaded insert	x	x	x	x	x	8012	1"-14 F x 5/8"-18 M threaded adapter (2)	x	x	x	x	x
4121	30-ton ram with threaded insert	x	x	x	x	x	8025	1-1/4"-7 F x 5/8"-18 M threaded adapter (2)	x	x	x	x	x
4122	50-ton ram with threaded insert	x	x	x	x	x	8027	1-1/4"-7 F x 1"-14 M threaded adapter (2)	x	x	x	x	x
PULLERS													
1025	2-jaw puller	x	x	x	x	x	8023	1-1/4"-12 F x 1"-14 M threaded adapter (2)	x	x	x	x	x
1027	5-ton capacity 2/3-jaw puller	x	x	x	x	x	8024	1-1/4"-12 F x 1-3/4"-12 M threaded adapter (2)	x	x	x	x	x
1035	2-jaw puller	x	x	x	x	x	8028	1-5/8"-5-1/2 F x 1"-8 M threaded adapter (1)	x	x	x	x	x
1039	2-jaw puller	x	x	x	x	x	8029	1-5/8"-5-1/2 F x 1"-14 M threaded adapter (1)	x	x	x	x	x
1062	17-1/2 ton cap. hyd. Push-Puller w/16-1/2" legs	x	x	x	x	x	8036	1"-14 F x 1"-14 F threaded adapter (2)	x	x	x	x	x
1105	22-1/2" legs for No. 1062 (pair)	x	x	x	x	x	8038	5/8"-18 F x 3/4"-16 F threaded adapter	(2)	x	(2)	(2)	x
1106	9-1/2" legs for No. 1062 (pair)	x	x	x	x	x	8056	Shaft protector set	x	x	x	x	x
1107	4-1/2" legs for No. 1062 (pair)	x	x	x	x	x	8075	Step plate adapter set	x	x	x	x	x
1070	30-ton cap. hyd. Push-Puller with 18" legs	x	x	x	x	x	8076	Step plate adapter set	x	x	x	x	x
1109	8" legs for No. 1070 (pair)	x	x	x	x	x	679	Pulley pulling attachment	x	x	x	x	x
1111	28" legs for No. 1070 (pair)	x	x	x	x	x	680	Pulley pulling attachment	x	x	x	x	x
1076	50-ton cap. hyd. Push-Puller with 24" legs	x	x	x	x	x	8044	Internal threaded adapter set	x	x	x	x	x
1113	34" legs for No. 1076 (pair)	x	x	x	x	x	10215	Hex nut: 3/4"-16 (2)	x	x	x	x	x
1066	17-1/2 ton 3-jaw Grip-O-Matic® puller	x	x	x	x	x	1154	Bearing cup pulling attachment	x	x	x	x	x
41224	17-1/2 ton 2-jaw puller head	x	x	x	x	x	32136	Long jaws for No. 1154 (2)	x	x	x	x	x
1074	30-ton 3-jaw hyd. puller	x	x	x	x	x	1166	Bearing cup pulling attachment	x	x	x	x	x
1080	50-ton 3-jaw hyd. puller	x	x	x	x	x	34479	Reducing adapter for use with No. 1166	x	x	x	x	x
50449	50-ton 2-jaw puller head	x	x	x	x	x	1122	Bearing splitter	x	x	x	x	x
1037	Combination 2/3-jaw puller	x	x	x	x	x	1123	Bearing splitter	x	x	x	x	x
41226	30-ton 2-jaw puller head	x	x	x	x	x	1126	Bearing splitter	x	x	x	x	x
43892	Long jaws for No. 1037 (3)	x	x	x	x	x	1127	Bearing splitter	x	x	x	x	x
1041	Combination 2/3-jaw puller	x	x	x	x	x	1128	Bearing splitter	x	x	x	x	x
30902	Long jaws for No. 1041 (3)	x	x	x	x	x	1130	Bearing splitter	x	x	x	x	x
1170	Pilot bearing puller	x	x	x	x	x	24814	Speed crank	x	x	x	x	x
1176	Slide hammer puller	x	x	x	x	x	24815	Tee adapter	x	x	x	x	x
7392	Gear and pulley puller	x	x	x	x	x	24829	Short bolt (2)	x	x	x	x	x
24833	Short forcing screw for No. 7392	x	x	x	x	x	24832	Special puller forcing screw	x	x	x	x	x
Accessories													
8005	5/8"-18 F x 3/8"-16 M threaded adapter (2)	x	x	x	x	x	27198	Speed crank	x	x	x	x	x
8006	5/8"-18 F x 1/2"-20 M threaded adapter (2)	x	x	x	x	x	29595	Speed crank	x	x	x	x	x
8807	5/8"-18 F x 1/2"-13 M threaded adapter (2)	x	x	x	x	x	28228	Ram cap	x	x	x	x	x
8010	5/8"-18 F x 5/8"-11 M threaded adapter (2)	x	x	x	x	x	28229	Ram cap	x	x	x	x	x
8013	5/8"-18 F x 3/4"-16 M threaded adapter (2)	x	x	x	x	x	28230	Ram cap	x	x	x	x	x
8015	5/8"-18 F x 3/4"-10 M threaded adapter (2)	x	x	x	x	x	32118	Ram adjusting screw	x	x	x	x	x
							32698	Ram adjusting screw	x	x	x	x	x
							34758	Ram adjusting screw	x	x	x	x	x
							34510	Pushing adapter	x	x	x	x	x
							34755	Pushing adapter	x	x	x	x	x
							201923	Pushing adapter	x	x	x	x	x



ENGINE / FUEL / OIL	
Oil Filter Wrenches	148
Hose Pliers	148
Piston and Valve Tools	149
Cam & Timing Tools	149 – 150
Engine Testing Tools	151
DRIVELINE / TRANSMISSION	
Flywheel / Clutch / Primary Tools	152 – 156
Chain / Belt Tools	154
Flange-Type Pullers	155 – 156
CHASSIS / BODY	
Steering & Suspension Tools	157
Bearing / Body Tools	158
WHEEL / BRAKE	
Tire / Brake / Spoke Tools	159 – 160
ELECTRICAL	
Battery / Wire / Testing Tools	161 – 162
FASTENERS	
Torx® Bits / Allen Wrenches	163
GENERAL	
Bushing / Hose / Press / Lift	164 – 168
Stud Removal / Torque Wrenches	166
Hammers / Punches / Chisels	166 – 167
Works Lights / Holding Fixture	168



- 4565**
Swivel Handle Oil Filter Wrench
- Fits filters ranging from 2-1/2" to 3-1/8" (64 mm to 80 mm) in diameter.
 - Features a 1" wide stainless steel band for positive grip on the filter; swivel handle makes it easy to turn filters in hard-to-reach areas.



- 4568**
Oil Filter Wrench, 2 way, 3 leg
- Fits filters ranging from 2-1/2" to 5-1/4" (65 mm to 135 mm) in diameter.
 - To turn the tool, use a 1/2" ratchet in the ratchet drive or a 13/16" wrench on the nut.
 - Knurled legs provide extra gripping power.



- 4896**
Oil Filter Ring
- Slim wrench provides clearance around oil coolers and crank position sensor. Use on 14 flute HD filters. 3/8" square drive.

- 6901**
Oil Filter Socket
- Fits Wix oil filters on S&S Engine applications, as well as other filters with 74mm x 15 flutes.



- 6905**
Oil Filter Socket
- Fits Polaris oil filters, as well as other filters with 66.5mm x 14 flutes.



- 4898**
Oil Filter Socket
- Fits Polaris oil filters, as well as other filters with 64mm x 14 flutes. Similar to Polaris No. PU-50105.



- 5911**
OTC Drain Plug Pro™
- Remove oil drain plug without touching the plug or hot oil.
 - No touching HOT plug.
 - No hot oil on hands.
 - No dropping of plug in HOT oil.
 - No oil soaked gloves.
 - Just magnetically attach DRAIN PLUG PRO™ to pre-loosened drain plug and rotate to remove plug.




Strong magnetic end.



- 4848**
Flexible Spout Funnel
- Many oil, transmission, and coolant fluid fill caps are located in hard to access areas. This aluminum 5 1/2" funnel features a removable debris screen in the base flowing to a 25" flexible spout designed to reach these difficult fill locations.




- 4521**
Hose Removal Tool
- Unique tip easily fits between hose and fitting to break stubborn hoses loose.
 - Large handle provides a reliable grip on tool during hose removal.
 - Works on fuel and oil lines – any place a rubber hose is clamped to a fitting.



- 8260**
Hose Removal Set (6-piece)
- Consisting of six (6) hose removal tools which consists of three (3) 10", soft-handled tools and three (3) 15", soft-handled tools, each with a hard end-cap.
 - They are made of heat-treated, chrome steel with assorted tip shapes.
 - Ergonomic handle design fits properly in the hand, allowing for easier holding of the tool.
 - Hose removal tools can also be used on upper and lower radiator hoses, clips, washers, gaskets and other items.
 - Packaged in a molded tray.



- 4496**
Hose Clamp Pliers Set
- Contains five different styles of hose clamp pliers, which will service most flat-band and ring-style hose clamps. Also contains a hose removal tool.
- Set Contains:
- Straight hose clamp pliers set
 - Hose removal tool
 - Flat-type hose clamp pliers
 - Offset hose clamp pliers
 - 45° hose clamp pliers



- 4510**
Hose Pinch Off Pliers Set, 3 Piece
- Shuts off flow through vacuum lines, fuel lines, coolant lines, etc.
 - Cocking ratchet mechanism holds pivoting jaws tightly in place. Heavy-duty swivel jaws pivot to assure parallel pinching.
 - Available separately:
 - 4510-8** – 8" tool for small hoses and tight areas.
 - 4510-10** – 10" tool for radiator and vacuum lines.
 - 4510-12** – 12" tool for radiator and vacuum lines.



- 4522**
Vacuum Hose & Fuel Line Removal Tool
- Designed to remove vacuum hose or fuel lines (3/16" to 1/2") from fittings or tubing.



- 4839**
Adjustable Piston Ring Expander Pliers
- These simple pliers include tips designed to capture the ends of piston rings to hold and expand them securely while installing onto pistons.



4437
Sensor Socket Set (8-Piece)

Includes:

4673-1 – 29 mm Vacuum Switch and O2 Socket, 1/2" Drive.

4673-2 – 7/8" Vacuum Switch and O2 Socket (wide slot), 3/8" Drive.

4673-3 – 27 mm Thermal Sensor Switch, 1/2" Drive.

4673-4 – 7/8" Vacuum Switch and O2 Socket (narrow slot), 3/8" Drive.

4673-5 – 1-1/16" & 1" Oil Pressure Sending Unit Socket, 3/8" Drive.

4673-6 – 7/8" O2 Sensor Socket, offset 1/2" Drive.

4673-7 – 7/8" O2 Sensor Socket (low profile), offset 3/8" Drive.

4437-8 – 1-1/16" and 1" Oil Pressure Socket (short access), 3/8" Drive




4842
Heavy Duty Valve Spring Compressor

Used to compress valve springs for removal or installation. The heavy duty C-frame has a 9" opening and a 5" throat. Kit includes 16mm, 19mm, 23mm, 25mm, and 30mm valve spring retainer adapters.



4838
Piston Ring Compressor Set, 6 Piece

This 6 ring set covers 2-7/8" thru 4-3/8" piston diameters. The ring compressor pliers feature a ratcheting lock to hold the handles in position for easy piston installation.



4572
Valve Spring Compressor

- Designed to compress valve springs on overhead valve engines.
- Includes two valve spring adapters, which fit valve spring retainers up to 1" (25 mm) and 1-3/16" (30 mm).
- Unique, direct action compressor lever gives better visibility of valve spring retainers located in difficult access areas.
- Jaw opening of 1-3/8" to 5-5/8" (35 mm to 142 mm); throat clearance of 5-7/8" (150 mm).



4840
Piston Ring Compressor Set with Ring Expander

This complete set includes 12 chrome plated compressor sleeves covering 1-3/8" thru 4-3/8" diameter piston applications. Both the ring compressor and ring expander pliers feature a ratcheting lock to hold the handles in position for easy piston and ring installation. Complete with a metal carry case.



4480
Basic Fuel Injection Service Kit

Performs running, residual, rail and flow rate pressure tests on fuel injected engines. Kit includes adapters, hoses, fittings, and a professional dual scale gauge that reads 0-100 PSI and 0-700 kPa with relief valve. All packaged in a professional, heavy-duty, blow molded carrying case.

4875
Cam/Crank Locking Tool

- Designed to lock the cam and crank sprockets together for removal, replacement and proper torquing of the sprocket bolts.

Application

- Dyna 2006 & Later
- Similar to HD-47941.



4844
Cam/Crank Locking Tool, Twin Cam & Dyna

- Designed to lock the cam and crank sprockets together for removal, replacement and proper torquing of the sprocket bolts.
- Double end design covers;
- Twin Cam 88/B 1999 & Later
- Dyna 2006 & Later



7991
Cooling System Pressure Tester

Now you can pressure test the cooling system on motorcycles, ATVs, and even snowmobile applications. The tester's universal fit eliminates the need for multiple adapters.


4876
Cam/Crank Locking Tool

- Designed to lock the cam and crank sprockets together for removal, replacement and proper torquing of the sprocket bolts.

Application;

- Twin Cam 88/B 1999 & Later
- Similar to HD-42314.





**4849
Cam Chain Tensioner Unloader Tool**

- These tools are used to unload the pressure of the primary and secondary chain tensioners when servicing HD Twin Cam 88 engines.
- Tools can also be used to check spring loads on chain tensioners.
- Applications include 99-06 FL, 99-05 FXD, 00-06 FXST.
- Similar to HD-42313.



**7419
Timing Tensioner Locking Pin Set**

- This pin set is used to lock timing belt or chain tensioners once they have been compressed, required during the service procedure.
- Once the belt or chain service is complete, the pin is simply pulled out to return the tensioner to functional.
- 6 pin set with clip to cover most all applications.



**4723
Ear Type Clamp Pliers**

- Used to crimp the type of clamps used on fuel and cooling system hoses.
- Ensures even, precise crimping, and eliminates possibility of damage to the clamp, boot, or hose.



**6589
Electronic Ignition Spark Tester**

Use to quickly check spark on 2 and 4 stroke gasoline engines with electronic ignition systems.



**4845
Wrist Pin Installer & Remove Tool**

- Removes and installs piston wrist pins without having to hold the piston in position and use a drift.
- Applications include HD stock and aftermarket engines, including Twin Cam, and other engine makes with similar piston pin diameter sizes.



**4846
Tappet Block Alignment Set**

- These adapter screws provide perfect alignment of the oil hole from the crank case to the tappet block on Shovel and Evo style engines.
- Align rocker boxes on Evo heads.
- Also align twin cam oil pump.
- Applications include all HD Big Twin single cam engines, stock and aftermarket, 76 – Present.
- Similar to HD-33443.



**4851
Tappet Oil Filter Screen Plug Tool**

- A simple tool to remove the tappet oil filter screen plug without removing the exhaust pipes on HD applications. Can also be used on any slot type plug.



**4847
Twin Cam Inner Cam Bearing Remover/Installer Kit**

- This kit contains the tools to remove and install inner cam bearings without damage to the crankcase.
- The bearing puller is designed to trap the needle bearings and keep them from falling into the crankcase.
- The installation tools are designed to press on the outer most diameter of the bearing, eliminating damage to the bearing, cam, or case. The press adapter will also set the bearing to its proper depth.
- Similar to HD-42325-B.



**4866
Timing Plug**

- This threaded clear acrylic timing plug used in conjunction with a timing light allows for viewing the crankshaft timing marks without oil spraying out of the crankcase, typical during full advance RPM.
- Fits all HD models.
- Similar to HD-96295-65D.



**4948
Water Pump Drive & Rotor Puller**

- Installs the water pump drive gear on the rotor and removes the rotor from the crankshaft. This tool also works on RZR XP.
- Similar to Polaris No. PA-49316.



5604
Motorcycle Compression Tester Kit

Designed specifically for testing motorcycle and small engines, this kit features a specially designed compression gauge and hose assembly, plus three different size hose adapters. Compression Tester and hose lengths are designed for optimal viewing along side engine. Covers most popular motorcycle and small engine plug sizes.

Features and benefits:

- Corrosion resistant nickel plated finish
- 10" flex hose gauge assembly with quick coupler.
- 2-1/2" gauge features chrome bezel and rugged protective outer boot
- Dual scale gauge reads 0-300 psi and 0-2100 kPa
- 12" flex hose -14 mm standard/plus reach (extra length supports V-Twin applications)
- 12" flex hose -12 mm standard reach
- 12" flex hose -10 mm standard reach
- Rugged blow molded hard case with removable lid
- Repair parts kit



5613
Vacuum/Pressure Gauge Kit

Ideal for testing vacuum lines and components. Accurately tests low-pressure fuel systems. Quickly diagnose internal engine problems such as bad rings, valves and leaking head gaskets. Kit comes complete with adapter for most applications. Pin point hard to find problems such as cracked lines.

Features and benefits:

- Large 3-1/2" gauge features a chrome bezel and rugged protective outer boot.
- Dual purpose gauge reads vacuum and pressure.
- Dual scale gauge reads 0-30 in. Hg vac and 0-70 cm Hg, also reads 0-15 psi and 0-100 kPa.
- Built in rear hook allows gauge to be hung at eye level.
- Adapters for most applications.
- Blow molded hard case with removable lid.
- Detailed instruction chart.



5609
Cylinder Leakage Tester Kit

Quickly diagnose internal engine problems such as bad rings, valves and leaking head gaskets. Kit come complete with adapters for most applications.

Features and benefits:

- Dual 2-1/2" gauges feature chrome bezel and rugged protective outer boot.
- Scales read 0-100 psi and 0-700 kPa.
- Pressure regulated manifold includes quick couplers.
- Long flex 24" 14 mm hose.
- 10 mm, 12 mm and 18 mm thread adapters.
- Blow molded hard case with removable lid.
- Detailed instruction chart.



3367
Digital Timing Light

Professional digital timing light has advanced features with a bright LED screen and mode indicator lights.

Unique features

- Microprocessor-controlled circuitry.
- LED tachometer display reads 0-9999 rpm.
- LED advance display indicates to 1/10.
- Unique flashlight feature.
- 2/4 cycle and rpm/advance lights.
- Up and down scroll buttons.

Standard features

- All metal inductive pickup.
- Reflected, super bright xenon flash.
- Removable leads with positive twist lock connector.
- One touch control.
- Durable, plated ABS housing with over-molded grips.
- Heat resistant over-molding on clips.
- Blow-molded case included.



4862 5 Speed Main Drive Gear Tool

- This tool set will remove and install the transmission main drive gear and install the main bearing without removing the transmission. Designed to not damage the bearing or gear during installation.
- Applications include 5 speed Big Twin and aftermarket 6 speed 1980-2006 (ex 06 Dyna and Sportster 91-05).



4860 Transmission & Steering Bearing Puller/Installer Kit

- This combination kit works on transmission main-shaft and steering stem bearings on HD motorcycles.
- Removes; Fork stem bearings on most applications. Flywheel bearing 00-03 XL. Removes/Installs; Inner bearing race on trans main-shaft Big twin 84 & later.
- Aftermarket trans main-shaft bearings & bushings on 5 & 6 spd. LSD and RSD trans.




4742 Flywheel Puller Kit

- Developed for many small engines in the ATV, and Motorcycle service markets, these tools are machined from high quality tool grade steel and are packaged in a convenient blow-molded case.
- Each part is marked with size for reference and has a corresponding location in the storage case.
- Works on many makes like Honda, Suzuki, Kawasaki, Yamaha, Ducati and others. For street, performance or off-road.

4800 Clutch Hub and Alternator Puller

Removes clutch on Big Twins with 3, 5, and 10 fingers. Also works on Sportster transmission sprocket and clutch. Pulls motor sprockets, alternator covers, and many general pulling applications.



4850 Flywheel Puller

Designed to pull magneto flywheel, clutch hubs, or starter gears. Works on wet or dry clutches. 6x25mm and 8x40mm bolts included.

4864-1 Flywheel Puller

- M33x1.5 RH Internal threads.

Applications

- KTM 625 SMC 2006, 640 LC4 Adventure 04-07, 640 LC4E 2001, 690 RFR 2008
- Suzuki GSXR 1000 01-08, GSXR 600 01-09, GSXR 750 00-08
- Yamaha WR 450F 04-08, YFZ 450 04-09.



4864-6 Flywheel Puller

- M38x1.5 RH Internal threads.

- Includes crankshaft protector.

Applications

- Arctic Cat DVX 400 04-07
- Kawasaki KLX & KSF 400 03-06
- Suzuki AN & LT-Z 400 03-07, DR-Z 250 01-07, LTZ 90 2007, LT-Z 250 04-07, LT-F 300F 99-01, DR-Z 400 01-06, DR-Z 400E 00-07, DR-Z 400S 00-06, DR-Z 400SM 05-07, LT-R 450 06-08.



4864-2 Flywheel Puller

- M50x1.5 RH Internal threads

- Includes crankshaft protector.

- Fits Suzuki.



4864-3 Flywheel Puller

- M24x1.5 RH Internal threads.

- Includes 12mm shaft protector cap.

- Fits Honda, Kawasaki, and Suzuki motorcycle applications.



4864-4 Flywheel Puller

- M26x1.0 RH Internal threads.

- Includes 12mm shaft protector cap.

- Fits KTM 4 stroke motorcycles.



4864-5 Flywheel Puller

- M30x1.0RH Internal threads.

- Fits Yamaha WR 250F.



4888 Flywheel Socket Set

- The best flywheel sockets available. These offer a low profile design that provides full nut to socket contact to eliminate rounding off the nut and slippage. Made from heat-treated chrome moly steel.

Set includes:

4888-1 – Socket fits pinion shaft nut on big twin 81-89. Size 1-1/4" with 1/2" square drive.

4888-2 – Socket fits crank pin nut on big twins 54 – early 81. Size 1-5/16" with 1/2" square drive.

4888-3 – Socket fits crank pin nut on Sportster 81-99 and Buell 87-99. Can also be used on top fork nut on glide forks. Size 1-3/8" with 1/2" square drive.

4888-4 – Socket fits crank pin nut on big twin 83-99 single cam. Size 1-1/2" with 1/2" square drive.

4888-5 – Socket fits sprocket shaft nuts on big twins 72-99 single cam. Size 1-5/8" with 3/4" square drive.



4970
Heavy Duty Flywheel Puller

- Extremely heavy duty puller to pull the most stubborn flywheels. Includes 2 drive screws and bolts; 8mm x 1.25 x 60mm (3X), 6mm x 1.0 x 55mm (6X), 6mm x 1.0 x 50mm (6X).
- The 6 bolt capable design fits Polaris ATV, Snowmobile, Watercraft and many other makes and models.
- Similar to Polaris No. 2871043-A.

4858
Clutch Spring Compressor Tool

This tool will release the clutch spring pressure for easy removal and installation of the retainer ring. Applications include HD big twin 90-97, and includes spring compressor nut for use on XL 91-05 and Buell.



4992
Clutch Spring Compressor Tool

- This is a required tool for efficient servicing of HD 1340 cc (80 ci) clutches. The compressor relieves spring pressure for disassembly during servicing. Applications include 1340 cc (80 ci) Models 90-97, Buell 95-Later, XL 91-Later.
- Similar to HD-38515-A.



4991
Clutch Compressor Tool

- This universal compressor is used to compress the drive or driven clutch during assembly of disassembly. Innovative design makes use quick and effective without binding. Works on all Polaris and TEAM clutches found on full-sized model ATV, Side x Side, and Snowmobile.
- Similar to Polaris No. PU-50518.



4971
Clutch Holding Wrench

- Designed to hold the drive clutch for retainer bolt removal and torquing. For both P-85 and P-90 drive clutches on Polaris ATV & Side x Side.
- Similar to Polaris 9314177-A.



4972
Drive Clutch Holding Fixture

For solid holding of drive clutch for spider removal when shimming for belt-to-sheave clearance or servicing spider.

- Bolt to bench or clamp in a vise.
- Contacts all webs for maximum support to eliminate clutch web damage.
- Center hold down for much greater holding stability while applying off center torque.
- Single person operation, even on the most difficult spiders.
- ATV and Ranger applications.
- Similar to Polaris No. 2871358-B.



4990
Clutch Holding Tool

- Designed to hold the clutch basket while removing or servicing clutch.
- Fits 00-02 Polaris Xpedition models.
- Similar to Polaris PA-44688.



4801
Universal Clutch Holder

Holder arms designed to fit into the external teeth of a clutch hub, but can also be used on gears and sprockets. Opens to handle a 5" OD hub.




4986
Primary Drive Clutch Puller

- Removes primary drive clutches on Polaris ATV & Snowmobile 1985-up (except 400, 500, 600, 700, 800 domestic twins, '99 700 & 800 XCR, '99 Trial RMK, & Supersport 550 Fuji). 3/4" - 16 thread, 10-1/2" long.
- Similar to Polaris 2870506.

4985
Primary Drive Clutch Puller

- Removes primary drive clutches on Polaris ATV Sportsman 600/700 twin EFI X2 02-08.



4984
Secondary Drive Clutch Puller

- Removes secondary drive clutches on Polaris ATV & Side x Side 1985-up. 1" - 12 rolled thread, 5-1/2" total length.
- Similar to Polaris No. 2870913.



4974
Clutch Puller

- Removes drive clutches on Polaris Side x Side and Snowmobile.
- Snow Applications: 700/800 XCR Fuji 3 cylinder engines 1999-2001, all Domestic twin 2 -strokes model year 2000 and newer, FS/FST models 2006 and newer.
- Side x Side Applications: Ranger RZR XP 2011 and newer.
- 3/4-16 thread.
- Similar to Polaris 2872085.



4975
Clutch Puller

- Short puller for removal of the drive clutch from the crankshaft taper on Polaris 550 Sportsman XP 4x4 09-12, 550 Sportsman (all models) 10-12, 570 RZR 4x4 12, 800 RZR 4x4 (all models) 08-12, and Ranger Diesel.
- Similar to Polaris PA-48595.



4978
Clutch Alignment Tool

- Establishes correct clutch offset and alignment on Polaris EBS Clutches.
- Similar to Polaris 2872292.




4979
Clutch Alignment Tool

- Establishes correct 1/2" clutch offset and alignment on Polaris ATV & Side x Side.
- Similar to Polaris 28870654.



4980
Clutch Alignment Tool

- Establishes correct clutch offset and alignment on Polaris P85 Clutches.
- Similar to Polaris 2870426.



4987 Clutch Spider Nut Socket

- Used to remove and install the drive clutch spider jam nut on 2011 & newer Ranger RZR XP. Similar to OE P/N PU-50578.
- Similar to Polaris No. PU-50578.



4988 Clutch Spider Nut Driver

- Essential when servicing or re-building Polaris clutch. Fit's P85 and P90 clutches found on Polaris ATVs and snowmobiles 1972 to Present. (except 900 RZR XP 4x4 11-12, 900 RZR XP 4 4x4 12).
- Similar to Polaris No. 2870338.



4989 Clutch Spider Tool

- Essential when servicing or re-building Polaris clutch. Fit's P85 and P90 clutches found on Polaris ATV, Side x Side, and snowmobiles 1972 to Present.
- Similar to Polaris No. 2870341.



4880 4-in-1 Hex Axle Tool

- Fits internal hex on many late model sport bike axles and some dirt bikes.
- Heavy duty CrMo steel construction for shop use.
- Four metric hex sizes: 17 mm, 19 mm, 22 mm and 24 mm.
- 3/8" square drive on both ends.



4882 Rear Axle Wrench

- This wrench allows for simple adjustment of drive belt tension or rear wheel alignment.
- Eliminates the need to remove any exhaust components.
- 36mm wrench includes a 1/2" square drive allowing for use with a torque wrench for proper axle torque.
- Similar to HD-47925.

6673 Belt Tension Gauge

Belt tension gauges are used to properly check drive belt tension on drive belts to ensure maximum belt and bearing life. This belt tension gauge simply connects to the belt to provide the tension reading. Dual scale reads 30-180 in lbs. (2.5-15 ft. lbs.) and 130-800 Newtons, covering the 10 ft. lb. spec. typically found on rear drive motorcycle belts.




4748 Belt Tension Gauge

This easy to use and read tool allows for accurate belt tension to be set after belt replacement, adjustment, or wheel service. Use on secondary drive belts with a 10 lb. spec. Instructions; 1. Position the small O-ring over the 10 lb. mark. 2. Position the U-shaped belt cradle against the bottom of the belt at a 90 degree angle and locate the large O-ring to a reference point, record reading. 3. Push upward on the rubber bumper until the small O-ring touches the bottom of the tool body. Re-align the large O-ring to the reference point, difference in the reading is the belt deflection (refer to service manual for spec.)



4745 Chain Master Link Clip Tool

Designed specifically for roller style chains with specialized tips to easily remove and install master link clips. Includes comfort grip handles.



4746 Chain Master Link Plate Tool

Tool will remove press-fit master link plates found on many standard and O-ring style roller chains. Will also break 40-60 series chains to add a master link or remove links.



4744 Chain Breaker and Riveting Tool Kit

This kit will break, press, and rivet most #25 - #35 and # 428 - #630 standard and O-ring roller chains. Includes HSS rivet tip for riveting hollow nose master links. The hardened steel body has a removable handle for compact storage.




4738 Chain Breaker & Riveting Tool Kit

This heavy duty kit makes easy work out of breaking, pressing, and riveting # 415 - # 632 size standard and O-ring chains. The handle can be mounted in 3 different positions on the forged and hardened alloy c-frame, providing access while the chain is on the vehicle. The kit can rivet hollow nose master links as well as hardened pins. Storage case included.



4739 Chain Brush

Use to clean and oil various sized roller chains found on motorcycles, ATVs, machinery, etc. Brushes adjust to chain widths ranging from 1/4" to 9/16".



4749 Chain Alignment Tool

Designed to simplify the alignment of the countershaft and rear sprocket during chain adjustment or wheel service. Tool clamps to rear sprocket and held with the thumb screw. The rod indicates alignment.



4758
Motorcycle/ATV Chain Tensioner

- Tool is designed to work on drive chains found on motorcycles and all-terrain vehicles (ATVs). Fits the following size chains: 428, 520, 525, 528, and 530.
- Tool jaws fit in chain link ends. Tightening the forcing screw pulls the jaws together to hold the chain for easy removal or installation of the chain connector or master link.



714
Horseshoe Lock Ring Pliers

These pliers feature 8" handles and are designed to spread and remove horseshoe style lock rings found on engines, transmissions, and chassis.



7313
Retaining Ring Pliers

These pliers are 7-3/4" long and are designed to spread and remove retaining rings found on engines, transmissions, and chassis. Maximum spread is 1- 1/16".




4623
CV Joint Banding Tool and Cutter

Use to install and tighten the "band-it" or strap style clamps found on CV joint boots, steering gear boots, or hoses. Tighten the band by turning the handle on the tool; use a socket or wrench on the handle to torque the band to OE specifications. When the boot clamp has been tightened to specs, cut the band to the correct length by flipping the lever (at the front of the tool) forward.



4721
CV Boot Clamp Cutter

Designed to easily cut the CV boot clamp without damaging the boot. Will cut boot clamps up to 10 mm wide and .7 mm thick. Handles are spring loaded to the open position to allow easy access to the clamp.



4527
5-Ton Pressure Beam Bearing Splitter Kit

Single point of adjustment allows quick attachment of 3" splitter to the bushing or bearing. Pressure beam is used in conjunction with interchangeable legs. Includes carry case.



7790
Flange Puller Set (48 piece)

- Versatile puller capable of removing a wide variety of components having tapped pulling holes such as gears, pulleys, etc.
- Capable of handling 2- or 3-way bolt pulling applications.
 - Puller flange: adapts to bolt circle dia. of 1-1/2" to 4-5/8".
 - Forcing screw: 5-5/8" lg., 5/8-18 thread.
 - Shaft protector: 1-3/16" dia. x 3/4" thick.




525
Flange-Type Puller Combination

Two specialty pullers in one box. You get a flange-type puller for removal of parts with two or three tapped holes. You also get a pulley and flywheel puller. 525 includes: flange-type puller along with puller with four sets of cap screws.



5049
Pilot Bearing Puller

Make quick work of pulling stubborn, rusted pilot bearings. Fits 1" I.D. bearings. The puller's forcing screw expands the jaws inside the bearing and simultaneously pushes against the bottom of the blind hole.



981
Blind Hole Puller Set

This set provides a complete selection of expanding collets ranging in size from 5/16" to 1-3/4". Collet is placed through bore of part to be removed, then expanded with actuator pin so that lips of collet secure a positive grip for pulling. Force is exerted by means of a forcing screw and a bridge assembly or a slide hammer. Individual pieces can be ordered separately.

1037
7-Ton Grip-O-Matic Puller

Mechanical Grip-O-Matic® Puller Remove and install parts for fast, effective repairs.

The puller is forged from quality steel, heat treated, and subjected to rigorous tests which exceed their rated capacity.

- 7-Ton, 2/3-Jaw
- Max. Reach 5" Max. Spread 10-1/2"
- Screw Size 11/16" - 18 x 9"
- Jaw Thickness Upper 5/16" Lower 11/32"
- Jaw Width Upper 1" Lower 1"



4532
7-Ton Multi Purpose Bearing and Puller Set

- Offers a bearing/pulley tool solution featuring a classic "H" Bar style puller block accommodating 7" to 11" application spread.
- Comes with 2 sets of forged jaws for a pulling reach range of 5" to 9" - tempered for heavy-duty applications. Two forcing screws are included for short and long pulls.
- Where a Push Puller is the best pulling choice and threaded holes are not available, the 4532 provides technicians and shops with a solution for many applications like side bearings, alternators, generators, power steering and crankshaft pulleys.
- Deep set works excellent for pulling the primary plate from the transmission



**7403
Pulley and Flywheel Puller**

Here's a puller that works in a variety of applications. Works as a regular 2/3-way puller to remove pulleys and small engine flywheels. Cap screws included (pairs): 3/8-16 x 3-1/2 in.; 5/16-18 x 3-1/2 in.; 5/16-24 x 3-1/2 in.; M8-1.25 x 90 mm; and 5/16-18 x 4 in. (SIR).



4518-3



4518-2

**4518
5-Ton Bar-Type Puller/Bearing Separator Set**

- This combination set includes our two most popular bearing 'splitters' (2" and 3"), four sets of hex push-puller legs and a bar-type puller head with a 9/16" forcing screw. Separator tools are used with bar puller and legs for a wide variety of pulling jobs.
- The 5" puller cross-bar with a 6-1/4" forcing screw or each of the bearing separators may also be used separately or in combination with other pullers or tools.
- A blow-molded plastic storage case keeps set contents organized and protected from loss.

Tool No.	Min. Spread	Max. Spread	Tapped Holes	Distance Between Adj. Screws
4518-2	3/16"	2-3/8"	3/8-16	2-3/8"
4518-3	1/2"	2-3/8"	3/8-16	3-9/16"



**4852
Adjustable Primary Locking Bar**

- Used to lock primary for service work.
- Will work on Chain or Belt Drive style primary drives.
- Adjustable length from 4" to 7-1/4" to cover virtually any application.

**6930
Flange-Type Puller Combination**


Heavy-duty flange puller features a live center forcing screw. Includes two live center forcing screw tips and two sets of commonly used automotive bolts. Puller will work on bolt circles from 1-1/2" to 4-1/4". Three cap screws, 3/8"-24 x 3" long, and three cap screws, 3/8"-16 x 3" long.



**518
Flange Puller**

Pull larger diameter parts having two or three tapped holes.

- Slotted holes in puller body permit cap screws to be positioned to handle bolt circle diameters from 1-1/2" to 4-5/8".
- Three each of two cap screw sizes included: 3/8"-24 x 3" long and 3/8"-16 x 3" long.



**4754
Universal Pulley Holder**

- Universal design fits many different size pulleys having slots or holes, such as crankshaft / transmission pulleys or gears.
- Wrench is adjustable from 1-1/2" to 8-5/8"; four different size step pins are interchangeable.
- Long handle enables technician to easily hold the pulley when tightening or loosening retaining bolts.




**4802
Universal Pulley Holder Locking Pliers**

This adjustable locking pliers can be used to hold pulleys, clutch hubs, flywheels, gears, and sprockets with internal or external teeth up to a 4" diameter. Can also be used on applications with slots or holes with the 5/16" pins.

**4856
Primary Drive Locking Tool**

- This wedge is placed between the primary chain and motor sprocket to lock them together during removal and installation of the engine sprocket nut without damage.
- Made of POM material to not damage the sprocket or chain.
- Fits all chain primaries.
- Similar to HD-41214.



**464
Griplock 2 Ton, 3 Jaw Puller**

Three-in-One "Griplock" Puller is used for general purpose pulling such as hubs, gears, bearings and anywhere this versatile puller can be attached.

- Pressure bearing yoke cap holds jaws in place for ease of set up - in any orientation.
- Yoke arms have two jaw positions and do not require tools to change.
- 2 or 3 jaw applications, with a 3" to 4" spread.
- Both external and internal pulling action.



**465
Griplock 5 Ton, 3 Jaw Puller**

Three-in-One "Griplock" Puller is used for general purpose pulling such as hubs, gears, bearings and anywhere this versatile puller can be attached.

- Pressure bearing yoke cap holds jaws in place for ease of set up - in any orientation.
- Yoke arms have two jaw positions and do not require tools to change.
- 2 or 3 jaw applications, with a 3" to 7" spread.
- Both external and internal pulling action.



**4803
Universal Pulley Holder Locking Pliers Set**

This adjustable locking pliers can be used to hold pulleys, clutch hubs, flywheels, gears, and sprockets with internal or external teeth up to a 4" diameter. Can also be used on applications with slots or holes with the addition of the interchangeable 5, 6, 7, 10, and 16mm pin sets. Complete with metal carry case.



**4804
Heavy Duty Pulley Holder**

This strap style universal wrench features a 9" drop forged handle and 23" leather strap for excellent grip on diameters up to 7". The milled foot increases grip on the strap and pulley as handle force is increased.



4889 Fork Cap & Compression Valve Socket Set

• This set is designed to fit fork cap sockets or the compression body with an octagonal shape. These offer a low profile design that provides full nut to socket contact to eliminate rounding off the nut and slippage. Made from high quality aluminum and can be driven with the 3/8" square drive or 19mm wrench.

Set includes:

4889-1 – Internal Socket to remove the compression body from the cartridge on KYB twin chamber forks, found on Honda CRF 250 & 450. Size 32mm.

4889-2 – Internal Socket to remove the compression body from the cartridge on KYB twin chamber forks, found on Yamaha YZ 125/250 & 250F/450F, Honda CRF250R/CRF450R, Kawasaki KX450F. Size 36mm.

4889-3 – Socket fits fork cap on Showa BPF with 43mm fork tubes. Size 45mm.

4889-4 – Socket fits fork cap on Showa with 44mm - 46mm fork tubes, found on late model Honda CRF 250R & Suzuki RM 125/250. Size 46mm.

4889-5 – Socket fits fork cap on KYB forks found on Honda CRF 450R, Yamaha YZ125/250 & YZ250F/450F, Kawasaki KX450F. Size 49mm.


4889-6 – Socket fits fork cap on Showa forks found on Honda CRF 250R/450R & CRF 250X/450X, Suzuki RM 125/250 & RMZ 250/450, Kawasaki KL250F. Size 50mm.



4891 Fork Spring Compressor Kit

• Designed to install fork caps on forks with a large amount of spring pre-load. Kit includes 39mm and 41mm adapter sets, and one jack screw.

• Application: 39mm and 41mm HD forks.



4892 Steering Head Bearing Installer

• Designed to install steering head bearing cups and races completely straight without any damage.

• Will work on stock and custom applications.

• Similar to HD-39302.



4886 Swing Arm Bearing Tool

• Designed to install new needle style bearings into a swing arm. Includes 3 drivers to fit different size bearings. Driver 1 (22.0mm/26.8mm), Driver 2 (21.0mm/26.0mm), Driver 3 (20.0mm/26.0mm).

• Application: For use on late model off-road motorcycles such as Honda, Suzuki, Kawasaki, Yamaha models.



4884 Swing Arm Pivot Bearing Puller

• An essential tool for removing and installing pivot bearings in swing arms and front fenders.

• Applications include HD Softail swingarms 86-Present, HD Springer front fender mounts 97-11.



4968 Swing Arm Tool

• This 2-in-1 tool is designed with one end for removing and installing the pivot bolt lock nut, while the other end will remove the pivot bolt.

• Applications include Honda 4-stroke 4 wheelers.



4964 Ball Joint Service Kit

• Use to remove and install ball joints in vehicle on Sportsman XP, RZR and Ranger models.

• Similar to Polaris No. PU-50506.



4965 ATV Steering Knuckle/Ball Joint Separator

• Eliminates damaging the A-Arm, ball joint stud, or rubber boot while separating the ball joint from the knuckle body. Includes 2 drive bolts for Applications include ATV models Honda TRX and Yamaha YZF, YFZ, and YFM.



4966 ATV Steering Knuckle/Ball Joint Separator

• For removal and installation of lower ball joints on models with pressed-in ball joints on the front strut casting found on Polaris and other Makes.

• Similar to Polaris No. 2870871



4995 Coil Spring Compressor Locking Plier

• Locking plier with special jaws that clamp on the external side of the coil spring. Use 2 pliers to evenly compress each side of the spring found on struts and coil over shocks.

• Similar to Polaris No's 2871573 & 2871574.





4517 7-Ton Bar Type Puller/Bearing Separator

- Includes a Bearing Splitter with 4" capacity, two sets of hex push puller legs, a 8" bar type puller head mated with a custom thread forcing screw.
- Puller/Bearing set for tough jobs, up to 7-tons, larger applications, and greater reach 8" to 16".
- Capacity to remove steering stem bearings.



4581 Blind Hole Bearing Puller

- For pulling jobs requiring an internal pull, such as pilot bearings and pinion bushing from cam cover.
- Four collets which fit a wide range of applications. Select the appropriate sized collet by comparing it with the application. Insert the collet, expand it to fit the hole, then attach the slide hammer assembly.

Set includes:

- Four collet sizes: 7/16" to 1/2", 9/16" to 11/16", 5/8" to 1", 1" to 1-1/4" and 2-1/2 pound slide hammer with T-handle and blow-molded plastic storage case.



4797 Steering Stem Bearing Installation Tool

- Provides a quick and easy method to install lower steering stem bearings. The 14" drive tube accepts the 1.0", 1.4", and 1.75" I.D. bearing adapters.



4790 Wheel Bearing Removal/Installation Kit

- This tool assembly will remove and install 3/4", 1", and 25mm I.D. sealed wheel bearings.
- Standard wrenches used in combination with tool. Instructions included along with blow molded case.



4507 Bearing Driver Set, Stinger

- Permits installation of tapered bearing races and seals without damage to the component or housing. Includes a driver handle plus popular bearing and seal drivers, ranging from 1.565" to 3.180".
- Tapered side of driver is used to install races. Invert the driver to the flat side to install seals. Set is housed in a blow-molded plastic storage case.
- Bearing applications include steering stem, swing arm, and wheel bearings races.



6642 Trim Tool Kit (11 Piece)

- Tools designed to remove specialty body fasteners, trim strips, panels, bezels, liners, shrouds, fascia.
- Tools are constructed of durable, impact-resistant nylon that will not damage metal and non-metal surfaces.



4779 Front Fork & Shock Vice

This vice is designed to hold up to 4" diameter round or oddly shaped components such as forks, shocks, pistons, rods, etc. The V shaped jaws are covered with thick rubber pads to ensure a firm grip without leaving a mark. Comes complete with a table/vice mounting bracket that allows adjustment to any position.



4791 Spanner Wrench, 3/4" - 2"

This chrome vanadium hardened steel wrench features a 5" handle and slim strong hook to access slotted retaining rings in hard to reach areas.



4792 Spanner Wrench, 2" - 4 3/4"

This chrome vanadium hardened steel wrench features a 9" handle and slim strong hook to access slotted retaining rings in hard to reach areas.



4784 10" Profile Gauge

- This 10" gauge provides an exact copy of a contour or profile needed during bodywork or fabrication. The plastic fingers will not scratch original finish and non-metal surfaces.



3176 Smart Battery Charger and Maintainer

Excellent for vehicles in storage for weeks or months. This charger and maintainer will keep 12V batteries fully charged when not in use, without damaging the battery.

- Charges deep discharged batteries in about 12 hours.
- Switches to float mode after the battery is completely charged.
- Easy to read LED lights to show the status of charging and battery condition.
- Microprocessor controlled pulse charger.



7206
Multi-purpose Strap Wrench

You'll find many uses for this heavy-duty strap wrench. The 53" long nylon strap won't mar precision surfaces of shafts, pulleys, or other components. Useful on engine, transmission, and drive pulleys up to 16 inches. Special head design self-tightens the strap as force is applied to the lightweight, 12" long handle.

305085 – Replacement Strap.



4750
Tire Valve Installer/Remover Tool

This 14" steel tire valve tool includes a stepped rubber sleeve that can be positioned on the handle for optimum pulling angle of the valve, while protecting the wheel finish. Removes and installs snap-in style tire valves.



4769
Wheel Rim Protector Set, (3 piece)

Fits over the wheel rim to protect the wheel from being scratched or damaged while using tire spoons. Set of 3.



4770
Tire Spoon with Grip

This 13" curved tip tire spoon is strong yet comfortable to use with the form fit hand grip. The rounded head prevents puncturing the tube.

4771
Tire Bead Alignment Tool

This aluminum tool will hold a tire bead into the drop center of the wheel when changing the tire or installing an inner tube. The nylon thumbscrew will not damage the wheel finish.




4751
Tire Pressure/Tread Depth Gauge

This 3-in-1 gauge will measure tire pressure, lower tire pressure, and measure tread depth all in one gauge. Rugged cast housing for strength and long life.




4777
Tire Bead Holding Tool, Long

This tool allows the tire bead to be held in the drop center of the wheel when changing the tire or installing an inner tube. The slot slides over the spoke and the opposite end is depressed to push the tire into position. For use on wheels with 1 5/8" maximum side profile height.



4775
Tire Bead Holding Tool, Std.

This tool allows the tire bead to be held in the drop center of the wheel when changing the tire or installing an inner tube. The slot slides over the spoke and the opposite end is depressed to push the tire into position. For use on wheels with 3/4" maximum side profile height.



3833-15
Digital Tire Gauge

Digital tire gauge for accurate tire pressure measurements in 0.1 psi increments. Display is backlit for use in low light conditions. 0-150 psi capability.



3833-17
Tire Valve Core Tool

This tire valve core tool will remove and install valve cores when servicing tires. The tool is preset to tighten the valve core to the proper torque during installation.



4598-DOT4
Brake Fluid Tester

Catch bad brake fluid before it has time to destroy expensive brake calipers and other brake system components! Tester determines quality of brake fluid. One battery included: 1.5V AAA.

1. Remove cap from brake fluid reservoir.
2. Remove probe cap from brake fluid tester.
3. Press power button on top of tester. Green LED lights up.
4. Dip entire length of metal probes into brake fluid.
5. After one second, match color of LEDs with color chart to determine brake fluid quality. Tester automatically powers off after twelve seconds of inactivity.



4741
Spoke Tool Set (9 Piece)

- Use to tighten or loosen spoke nuts found on most motorcycle and scooter wheel applications.
- Nine interchangeable wrench ends: 5.2 mm, 5.4 mm, 5.6 mm, 5.8 mm, 6.0 mm, 6.2 mm, 6.4 mm, 6.6 mm, 6.8 mm.



4747
Spoke Torque Wrench Set (22 Piece)

Take the guesswork out of spoke wheel assembly and maintenance. This dual head spoke wrench offers install and removal in one wrench. The click-type torque end applies accurate and equal tension to each spoke, while the fixed end easily removes damaged or rusted spokes. This set includes 11 torque heads and 11 fixed heads for use with the sealed body wrench, all complete in an organizer case. Head sizes included for both ends: 5.0mm, 5.6mm, 5.8mm, 6.0mm, 6.2mm, 6.3mm, 6.5mm, 6.7mm, 6.8mm, 7.1mm, and Spline.



6703-3 6703-2

6703 Line Fluid Stopper Kit

Stop messy fluid leaks and prevent contamination during service.

- Kit seals all types of rubber and steel line found on fuel, brakes, and oil lines.
- Includes two banjo style fitting stoppers, two steel line stoppers, six line plugs, a line disconnect tool, and a long reach line pinch-off tool for hard-to-reach hoses.

- 6703-1** – Banjo Line Fluid Stoppers, 2 pk
- 6703-2** – Steel Line Fluid Stoppers, 2 pk
- 6703-3** – Line Plug Fluid Stoppers, 6 pk



7559A Deluxe Vacuum Pump

This pump kit is designed for vacuum testing, brake bleeding, and fluid transfer. With this kit, one person can quickly and cleanly bleed brake and hydraulic clutch systems, actuate vacuum switches (VOES), as well as get answers to numerous diagnostic and mechanical problems. Kit includes:

- Precision-made repairable vacuum pump with 360° gauge rotation for improved visibility.
- 4-1/2 oz. Reservoir jar with fluid transfer and storage lid.
- Two – 2 ft. long, 1/4" ID hoses.
- Rubber cup adapter, two universal bleed screw adapters.
- Vacuum "T" adapter, test and bleed adapters.
- User manual (English, Spanish, French).



4740 Spring Hook (6" reach)

- Made from heat treated alloy steel.
- Designed for removing and installing hard-to-reach headlight adjusting springs, exhaust, brake and kickstand springs.



4599 One Man Break Bleeder Hose

- Removes air from brake system—one wheel at a time— and eliminates the need for an assistant to help do the job.
- Hose easily attaches to bleeder screw, which holds hose in place and prevents leaking.
- Check-valve on end of hose prevents air from entering brake system when pumping brake pedal.

4743 Brake Caliper Spreader

- Compresses the brake pistons on most style calipers for easy pad replacement.
- Fits calipers with 1/4" thick rotor applications, popular on motorcycles.
- Range: .25" (5 mm) to 2.25" (58 mm). Works on all automotive applications in this range.



4799 Brake Piston Removal Locking Pliers

This specially designed locking pliers allows the removal of brake caliper pistons during service or rebuild. The pliers is simply clamped into the I.D. of the caliper piston allowing it to be pulled out of the caliper. Range; 5/8" to 2-1/4" diameter pistons.



4795 Safety Wire Twist Pliers

These versatile 8" pliers will reliably twist safety wire rapidly and consistently. The right hand twist mechanism features an automatic spring return. The forged alloy steel construction features tapered jaws for confined areas and mated cutters to cut safety wire. For use on safety wire applications found on vehicles, machinery, and aircraft.

4796 Steering Neck Bearing Race Remover

Simple way to remove bearing race in the steering neck. Remover is inserted into neck and bolt is adjusted to tighten the remover against I.D. of steering neck. The remover is then driven from other end of neck to remove race. Fits 1-1/8" to 2-5/8" I.D. bearing race.



4794 Safety Wire Drill Guide Set, SAE & Metric Set

Here is the perfect way to drill those nuts and bolts for use with safety wire without breaking the drill bit. These guide, align, and support the hex head or the bolt threads. The hex fixture fits nuts and bolt heads that measure up to 1 1/4". The SAE fixture bar is threaded for 1/4"-20, 5/16"-18, 5/16"-24, 3/8"-18, 3/8"-24, 7/16"-14 bolts, and the Metric fixture bar covers M6x1.0mm, M8x1.0, M8x1.25mm, M10x1.25mm, M10x1.5mm, M12x1.5mm sizes.



8104 Vacuum Brake Bleeder

This one man brake bleeding system allows for fast and efficient vacuum brake bleeding. Universal rubber fitting holds securely on brake bleeder screw. Attach shop air and use the quick release trigger for on-demand vacuum and hands free operation. Compact size and 17 oz. (500ml) capacity.



4870 Master Cylinder Snap-Ring Pliers

Allows for removal of the internal snap rings found in hydraulic master cylinder. Remove and install small to medium snap rings up to a 2 1/8" depth. Other snap ring applications include transmission gear locators, bearing and oil seal retention, and fork seal retaining rings.



**3910
Digital Multimeter**

This digital multimeter contains all the base functions required for today's electrical system testing, at an economical price. Digital display provides; Volts, Ohms, Amps, Duty Cycle, Resistance, Capacitance, Diode, Continuity, Temperature.



**4878
Ignition Switch Housing Alignment Tool**

- This tool aligns the ignition switch housing properly as the retaining screws are being torqued. Proper switch alignment extends the life of the ignition switch. Applications include HD FL Touring models 03 – Present, V-Rods 02 – Present.
- Similar to HD-45962.



**3633
Circuit Tester**

The standard in electrical system testing. This basic and simple to use tester provides the capability to locate shorts, grounds, and open circuits. 12', heavy-duty, red coil, cord lead.

- Checks 6- and 12-volt systems.
- Ergonomic, slim designed clear handle.
- Bright red, high intensity/slim style replaceable bulb.



**4614
Battery Terminal Wrench, 5/16, 6 pt.**

- Designed for use on side-terminal batteries, or any 5/16" hex head battery bolt.
- 5/16", 6 point, box end, 5-1/2" long, ratcheting wrench; insulated handle.



**4616
Battery Terminal Wrench, 10mm, 12 pt.**

- Designed for use on 10 mm battery terminal bolts found on many batteries.
- 10 mm, 12 pt., box-end ratcheting wrench; 5-1/2" long with insulated handle.



**4782
Wire Pulling Tool**

This tool contains an 18" cable with a "T" handle at one end and wire mesh at the other. By threading the cable through a difficult to reach area such as a bike frame, wires or connector can be hooked to the end allowing the wiring to be pulled through.



**4617
Terminal Battery Brush**

- Designed to clean corrosion from side post batteries.
- One brush used to clean battery terminals; other brush used to clean battery cable ends.
- Plastic handle resists battery acid.



**3907
Probe Multimeter**

This full function digital multimeter is used for electrical system testing, but it's compact design allows it to be conveniently carried anywhere in case of emergencies. Digital display provides; Volts, Ohms, Diode, Continuity.



**3908
Amp Clamp Multimeter**

This digital clamp meter is well suited for testing starting/ charging circuits, and provides easy access to current, voltage, temperature and other key electrical system measurements, all in one easy to use tool. Digital display provides; Volts, Ohms, Amps, Duty Cycle, Resistance, Capacitance, Diode, Continuity, Frequency, Temperature.




**3650
Heavy-Duty, Remote Starter Switch**

Allows one person to start and crank engine while under the hood or from either side of the vehicle.

Product Features:

- With convenient hot circuit indicator, red ready light glows when starter switch is connected to a hot circuit; light goes off when switch is depressed.
- High current, heavy-duty push button switch ensures reliable operation and long service life.
- 5' leads made from heavy-duty, oil and grease resistant, 12-gauge wire.
- High current clips with protective boots open to extra wide 5/8" for ease of hook-up.
- Soft, non-slip rubber grip.



**4822
Wire Connector Tool Set (2 Piece)**

Designed to remove terminals from connector housing without damage to the terminal or connector. Set provides 12 different tool styles fit most common connectors.



**4813
Heat Shrink Tubing Set (171 Piece)**

Protection and insulation for solder connections and components. 2 to 1 shrink ratio with flame or heat gun.



**4814
Waterproof Heat Shrink Tubing Set (106 Piece)**

Waterproof protection and insulation on solder connections and components. Adhesive lined inner wall to seal out moisture. 3 to 1 shrink ratio with flame or heat gun.



4461 Terminal Release Tool Set

- Save time and money. Repair or rebuild a wiring harness without having to order the entire OE replacement.
- Services most OE terminal connectors. Insert the appropriate release tool to depress the locking tab and the individual wire slides out for service or replacement.

Kit includes:

7737 – Computer edge board and header release tool. Each end of the tool works on different terminal connector configurations. Works on various domestic and import models.

7738 – Weather Pack sensor terminal release tool. Works on various domestic and import models.

7740 – Micro-style terminal release tool. Works on various domestic and import models.

7741 – Specifically designed to release ID computer terminals on various domestic and import models.

7742 – Universal harness release tool designed to work on various domestic and import models.

7743 – Releases terminals on most harness connectors on various domestic and import models, including water, O2, vacuum, and air temperature sensors.



4467 Automatic Wire Stripper

- Quick removal of insulation on wire AWG 12-20.
- Comes with adjustable depth gauge (8mm to 12mm).
- Sharp v-shaped tooth easily removes insulation without any damage to soft wire strands.
- Cutting tool stored below the stripper.
- Features a space saving locking mechanism for pockets or tool drawer storage.



5912 Crimwell™ Angled Crimping Pliers

- Universal crimping design accommodates soft wire – solid or stranded – 10-22 AWG.
- Cutting feature included for quicker preparation.
- 9" (228mm) in length, with protective grips to increase leverage and secure crimp.
- Angled design keeps the connector, the wire, and the crimper "in-line" – improving visibility and access in hard to reach places.
- Designed to not pierce connector insulation and also works on un-insulated connectors.
- Service tech can use as much force as desired to ensure connection and it will not damage connector insulation.
- Easy-to-use: Simply insert the connector into the crimping feature, slip over the connector and squeeze.



5953 Dual End Wire Holder

- Holds wire and connectors solidly during soldering or other wire service.
- Unique design allows connection to be held firmly on both sides with infinite adjustability.
- Insulated clips act as heat sinks to protect shrink tubing or other sensitive parts from heat.



5955 Magnetic Clamp Wire Holder

- Holds wire and connectors solidly during soldering or other wire service.
- Unique design allows connection to be held firmly on both sides with infinite adjustability.
- Insulated clips act as heat sinks to protect shrink tubing or other sensitive parts from heat.
- Clamp with magnet allows for attachment to a work bench, vehicle, or any other object for a firm base.



5950A CrimPro™ 4-in-1 Angled Wire Tool

- The angled feature allows access to close quarters and facilitates superior crimps.
- Compact 7-inch design used 4 ways.
- Gripping nose – to pull, twist, bend, and shape.
- Crimper – crimps 12-20 AWG insulated and non-insulated wire.
- Stripper – strips 12-20 AWG wire.
- Cutter – ability to make cuts both above and below pivot.



5950S CrimPro™ 4-in-1 Wire Tool

- Compact 7-inch design used 4 ways.
- Gripping nose – to pull, twist, bend, and shape.
- Crimper – crimps 12-20 AWG insulated and non-insulated wire.
- Stripper – strips 12-20 AWG wire.
- Cutter – ability to make cuts both above and below pivot.



4783 Flexible Magnetic/Claw Pick Up Tool

The 25" flexible spring shaft allows the tool to reach difficult areas and pick up objects either magnetically or with the use of the retractable claw.



4818 Multi-Purpose Scissors

Will cut hose, wire and cables, wood dowel, PVC, and thin sheet metals in addition to general cutting. The hardened stainless steel blades have an angle ground into one that eliminates slipping when cutting round materials.



5900A Master Torx® Bit Socket Set, 52 Piece


52-piece professional socket set in a blow molded case covers the popular versions of Torx® specialty fasteners in all popular sizes.

- Styles available: Torx® Bit Sockets, Torx® Plus Bits Sockets, Tamper-Resistant Torx® Bits, and Torx® Socket for external bolts.
- Made from superior S2 steel to meet or exceed torque specifications.
- All bit sockets are a 2-piece design. .20 percent stronger than a one-piece style for longer life.

6100 Standard TORX® Socket Set T10 to T60 (12 piece)

Set includes one each of the following:

No.	Size	Sq. Drive
6101	T10	1/4"
6102	T15	1/4"
6103	T20	1/4"
6104	T25	1/4"
6105	T27	1/4"
6106	T30	1/4"
6107	T40	3/8"
6108	T45	3/8"
6109	T47	3/8"
6110	T50	3/8"
6111	T55	3/8"
6112	T60	1/2"



6150 External TORX® Socket Set (7 piece)

Set includes one each of the following:

No.	Size	Sq. Drive
6151	E6 x 25	1/4"
6152	E7 x 25	1/4"
6153	E8 x 25	1/4"
6154	E10 x 32	3/8"
6155	E12 x 32	3/8"
6156	E14 x 32	3/8"
6157	E16 x 32	3/8"



6170 Metric Hex Socket Set (7 piece)

Set includes one each of the following:

No.	Size	Sq. Drive
6171	3 mm	3/8"
6172	4 mm	3/8"
6173	5 mm	3/8"
6174	6 mm	3/8"
6175	7 mm	3/8"
6176	8 mm	3/8"
6177	10 mm	3/8"



6180 TORX® PlusSocket Set (9 piece)

Set includes one each of the following:


No.	Size	Sq. Drive
6181	TP10	1/4"
6182	TP15	1/4"
6183	TP20	1/4"
6184	TP25	1/4"
6185	TP27	1/4"
6186	TP30	1/4"
6187	TP40	3/8"
6188	TP45	3/8"
6191	TP50	3/8"



6950 SAE Ball Hex "L" Keys 1/16" to 3/8" (10 piece)

Set includes one each of the following:

No.	Size
6950-1	1/16"
6950-2	5/64"
6950-3	3/32"
6950-4	1/8"
6950-5	5/32"
6950-6	3/16"
6950-7	7/32"
6950-8	1/4"
6950-9	5/16"
6950-10	3/8"



6952 Metric Ball Hex "L" Keys 1.5mm to 10mm (10 piece)

Set includes one each of the following:

No.	Size
6952-1	1.5mm
6952-2	2mm
6952-3	2.5mm
6952-4	3mm
6952-5	4mm
6952-6	5mm
6952-7	6mm
6952-8	7mm
6952-9	8mm
6952-10	10mm



6954 Standard TORX® "L" Keys T8 to T50 (10 piece)

Set includes one each of the following:

No.	Size
6954-1	T8
6954-2	T10
6954-3	T15
6954-4	T20
6954-5	T25
6954-6	T27
6954-7	T30
6954-8	T40
6954-9	T45
6954-10	T50



6956 TORX® Plus "L" Keys TP8 to TP50 (10 piece)

Set includes one each of the following:

No.	Size
6956-1	TP8
6956-2	TP10
6956-3	TP15
6956-4	TP20
6956-5	TP25
6956-6	TP27
6956-7	TP30
6956-8	TP40
6956-9	TP45
6956-10	TP50



4780 Personal Tool Pack

Includes 1/4" drive ratchet, 2" extension, 16 drive bits, and Universal Spline sockets fit both SAE 3/16" - 9/16" and metric 5mm - 14mm nuts and bolts in a variety of styles; 6 pt., 12 pt., torx, square, spline, etc. All tools included in a travel pouch.



4781 Super Stubby Screwdriver Set

These screwdrivers are perfect for those limited access fasteners typically found on carburetors or in electrical compartments and many other areas.

- 2 Phillips and 2 straight screwdrivers included in set.



8262 Short Pick & Hook Set (4 Piece)

Consisting of four (4), 6.5", soft-handled picks.

- They are sturdy, with both stainless steel shafts and tips, with assorted tip shapes designed for marking, removing O-rings, accessing snap rings and other assorted applications.
- Ergonomic handle design fits properly in the hand, allowing for easier holding of the tool.
- Multi-use tools to scribe, align pierce, clean or remove O-rings, shaft seals, CV boot and motorcycle fork seals and dust hoods.
- Packaged in a molded tray which can be placed in tool drawer.




8263 Long Pick & Hook Set (4 Piece)

Consisting of four (4), 9.25", soft-handled picks.


- They are sturdy, with both stainless steel shafts and tips, with assorted tip shapes designed for marking, removing O-rings, accessing snap rings and other assorted applications.
- Ergonomic handle design fits properly in the hand, allowing for easier holding of the tool.
- Multi-use tools to scribe, align pierce, clean or remove O-rings, shaft seals, CV boot and motorcycle fork seals and dust hoods.
- Includes a knurled shaft which allows good grip with grease or oil on hands.
- Packaged in a molded tray which can be placed in tool drawer.

Tool No.	Size
7011-1	.375" 10 mm
7011-2	.500" 13 mm
7011-3	.625" 16 mm
7011-4	.750" 19 mm
7011-5	.875" 22 mm
7011-6	1.00" 25 mm
7011-8	1.25" 32 mm
7011-10	1.50" 38 mm
7011-12	1.75" 44 mm
7011-14	2.00" 51 mm



7011 Ball Hone Set (10 piece)

- Ball Hones can be used for refinishing and resizing bores such as found in brake calipers, engine lifters, and u-joint yokes. Also useful for any bearing or bushing application.
- All hones are 180 grit Silicone Carbide for excellent cutting and finish.



4786 Aluminum Vice Inserts

Essential for every workbench vice. Aluminum jaws have reliefs for 5/16, 3/8, & 9/16 (7mm, 10mm, & 15mm) diameter shafts. Excellent for holding steel shafts without scratching or damage such as shocks, crankshafts, or any threaded bolts and shafts.



4410 Master Bushing Driver Set

- Enables you to remove and install bushings ranging from 10mm to 42mm in diameter, and 3/8" to 1-3/8" in diameter.
- Includes large, medium, and small driver handles and adapters all made of steel.
- Housed in a blow-molded storage case.



5180 Portable Multi Purpose C-Frame Press.

- Lightweight (less than 28 lbs.) and durable, the 5180 portable press is perfect for bench top pressing applications.
- Use for all clamping, pressing, and bending needs. Ideal for welding and metal fabrication.
- Press can be positioned vertically or horizontally.
- Versatile 9" – 4-1/4" Open-Throat® design.
- Couples to any 4- or 10-ton Porta Power pump.
- Base allows the operator to mount the press to a bench.


Set includes: C-Frame press with base, adapters: V-pushing and ram pushing (9/16" and 3/4" dia. shanks), receiving inserts, flat insert, storage case.



8203 Handled Pry Bar Set

Finally, a heavy-duty pry bar made of tempered square steel that you can hit without damaging the handle.

- Black chrome striking cap allows hitting the bar without damage to the handle.
 - Ergonomic handle – dual durometer composite handle for user comfort; reduces hand fatigue.
 - Polished tip with black oxide finish.
 - Long-life finish resists rust and wear during use.
 - OTC Marathon Lifetime Warranty.
- Set includes 12", 18", and 24" bar shank lengths packaged in a gray molded tray.



4497A
Ratcheting Terminal Crimper

- Heavy-gauge steel crimping tool designed for insulated wire terminals.
- Ratcheting action crimps terminal to correct tightness on the wire, making crimping fast and easy.
- Insulated handles with compound mechanical leverage for power.
- For wire sizes: AWG 22-18 (0.6mm—1.0mm) red terminal; AWG 16-14 (1.3mm—1.6mm) blue terminal; AWG 12-10 (2.0mm—2.6mm) yellow terminal.



4498
7-in-1 Wire Stripper & Crimper

- Strips insulation off electrical wires ranging from 10 AWG—22 AWG (0.6mm—2.6mm) in diameter. Pliers on tip of jaw for looping or grabbing wire in tight places.
- Heat-treated steel jaws cut solid or multi-strand wire.
- Screw cutter shears screws clean, with no thread clean-up required. Works on machine screw sizes 4-40, 5-40, 6-32, 8-32, 10-24, and 10-32.
- Crimps insulated and non-insulated wire terminals, 7mm—8mm spark plug wire connectors.



4509
Straight-Blade Hose Cutter

- Cuts rubber hoses ranging from 1/4" to 1-1/2".
- Simply place hose in tool and squeeze handle to cut.
- Replacement steel cutter blade No. 4509-1 is available.

4509-1 – Replacement hose cutter blade



4512
Snap Ring Pliers Set – Internal/External

- For internal or external snap rings; thumbscrew permits quick conversion.
- Made of heavy-gauge tempered steel.
- Includes two stainless steel handled picks.
- Contained in a blow-molded plastic storage case.



4411
Ratcheting Hose & PVC Cutter (Standard)

- Cuts hose and PVC up to 1-3/8" dia.
- Features metal frame and ergonomic handles for high leverage.
- Compound ratcheting action provides maximum cutting power.
- Will also cut cable and wires.



4412
Ratcheting Hose & PVC Cutter (Heavy Duty)

- Cuts hose and PVC up to 1-3/4" dia.
- Features metal frame and rubber padded ergonomic handles for high leverage and comfort.
- Compound ratcheting action provides maximum cutting power.
- Will also cut cable and wires.



4515
Mini Pick and Hook Set – 4-Piece

- Sturdy stainless steel points and shafts designed for marking, removing o-rings, accessing snap rings, and performing other tasks. Assorted angle tips allow you to reach awkward locations.
- Knurled shaft design enhances finger control for delicate jobs.

No. 4512 includes:

Tool No.	Description
4512-1	.090" tip, straight pliers
4512-2	.090" tip, 90° pliers
4512-3	.070" tip, straight pliers
4512-4	.070" tip, 90° pliers
4512-5	.047" tip, straight pliers
4512-6	.047" tip, 90° pliers
4512-7	.038" tip, straight pliers
4512-8	.038" tip, 90° pliers
4512-9	straight tip pick
4512-10	90° tip pick

All items can be purchased separately.



1545
Motorcycle/ATV Lift

- 1,500 lb. capacity and 17" long skids that will lift the largest, widest cruisers.
- Lowest clearance available, 3-1/2" at lowest level, with a wide lift range of 3-1/2" to 16-3/4".
- Removable handle provides 360° access to load.
- Features also include foot pedal release, locking rear casters, automatic safety lock, and two ratcheting tie down straps for safety.



4490
Magnetic Tray

- Rectangular, stainless steel tray is 9-1/2" x 5-1/2" and 1-1/4" deep. Holds tools and small metal parts so they don't get lost or misplaced during repair work.
- Two heavy-duty magnets on bottom of tray have non-marring contact pads; will securely hold tray to metal objects such as a tool box, frame rail, fender, etc.



Impact Drivers

- Loosens hard-to-turn screws, bolts or nuts.
- Handle design prevents possibility of hitting hand with hammer when striking impact driver.
- Bit holder has 3/8" drive (No. 4608), 1/2" (No. 4607) drive, and 5/16" hex for Phillips and flat screwdriver bits.
- Includes eight screwdriver bits:
No. 2 Phillips bit, 1-3/8" long with 5/16" hex
No. 2 Phillips bit, 3-1/8" long with 5/16" hex
No. 3 Phillips bit, 1-3/8" long with 5/16" hex
No. 3 Phillips bit, 3-1/8" long with 5/16" hex
5/16" wide x 1-3/8" long with 5/16" hex slotted bit
5/16" wide x 3-1/8" long with 5/16" hex slotted bit
3/8" wide x 1-3/8" long with 5/16" hex slotted bit
3/8" wide x 3-1/8" long with 5/16" hex slotted bit

4607 – 1/2" impact driver.

4608 – 3/8" impact driver.



6986 SAE Stud Remover Set

This SAE, 4-piece, stud remover set offers the best professional extractors available. Designed and tested to reach studs in difficult work areas. SAE stud remover set. 3/8" drive for 1/4" and 5/16" stud sizes, and 1/2" drive for 3/8" and 7/16" stud sizes.

Housed in a blow-molded storage case.

6986-1 – 1/4" stud remover

6986-3 – 3/8" stud remover

6986-2 – 5/16" stud remover

6986-4 – 7/16" stud remover



6987 Metric Stud Remover Set

This metric, 4-piece stud remover set offers the best professional extractors available. Designed and tested to reach studs in difficult work areas.

Metric stud remover set. 3/8" drive for 6 mm and 8 mm stud sizes, and 1/2" drive for 10 mm and 12 mm stud sizes.

Housed in a blow-molded storage case.

6987-6 – 6 mm stud remover

6987-10 – 10 mm stud remover

6987-8 – 8 mm stud remover

6987-12 – 12 mm stud remover



Rolling Head Pry Bars

You'll have a lot of leverage using one of these rolling head pry bars. The long, tapered body will also serve as an aligning drift.

7163 – Pry bar; 12" long.

7165 – Pry bar; 18" long.

Accutorq™ Klikker Torque Wrenches

These precision torque wrenches make a loud click when you've reached the torque setting. They feature ratcheting heads, all-metal construction, permanently roll-marked scales, and soft-grip rubber handles that enable you to firmly grasp the wrench for right- or left-hand torquing.

- Includes molded plastic case.
- One-year warranty.



7375



7377

Tool No.	Torque Range	Graduations	Square Drive	Length
7375	100-1000 in.-lb (11-113 N•m)	10 in.-lb	3/8"	15-1/8"
7377	10-150 ft.-lb (14-203 N•m)	2 ft.-lb	1/2"	17-3/4"




4629 Brass Hammer and Punch Set

- Brass-head hammer and punches are ideal to use where sparks from ferrous metals would be hazardous, or where precision metal parts could be damaged by steel tools.
- Two hammer head weighing 24 and 12 oz.
- Two tapered punches 14" x 5/8", 10" x 5/8".
- One hex tapered punch 8" x 5/8".
- Two drift punches 10" x 3/4", 8" x 1/2".
- Two pin punches 6" x 3/8", 4" x 1/4".




4606 Brass Hammer and Punch Set

- Brass-head hammer and punches are ideal to use where sparks from ferrous metals would be hazardous, or where precision metal parts could be damaged by steel tools.
- Hammer head weighs 24 oz.; brass drift punch is 10" x 3/4" diameter; brass tapered punch is 8" x 5/8" hex tapered to 3/8" diameter point.



4602 Brass Punch Set (2 piece)

- Two large, brass non-sparking punches. Ideal for use near precision parts or in locations where sparks from ferrous metal could be hazardous.
- Includes an 8" punch (5/8" hex, tapered to 3/8") and 10" straight punch (3/4" dia., chamfered at both ends).



**SEE PAGE 125 FOR OTC
SMARTTECH™ TECHNICIAN GLOVES**





4605

Interchangeable Punch and Chisel Set

- Safety protective handle allows easy grip and protects hand from being hit by hammer.

12 punches and chisels included: 5 flat chisels: 1/2", 5/8", 3/4", 7/8", and 1" wide blades 1 cape chisel: 1/4" wide blade 2 taper punches: 1/8" and 1/4" diameter 2 pin punches: 3/16" and 1/4" diameter 2 center punches: 1/8" and 3/16" diameter

- Double locking ball detent holds punch or chisel securely in the driver handle.

Replacement parts available:

4605-1 – Drive handle

4605-2 – 1/2" wide flat chisel

4605-3 – 5/8" wide flat chisel

4605-4 – 3/4" wide flat chisel

4605-5 – 7/8" wide flat chisel

4605-6 – 1" wide flat chisel

4605-7 – 1/4" cape chisel

4605-8 – 1/8" taper punch


4605-9 – 1/4" taper punch

4605-10 – 3/16" pin punch

4605-11 – 1/4" pin punch

4605-12 – 1/8" center punch

4605-13 – 3/16" center punch



4600

Punch and Chisel Set (16 piece)

- Durable set of heat-treated chrome vanadium steel punches and chisels. Storage tray included.

Contents of set:

3 – Cold chisels (with gauge): 3/8" x 5-1/2"; 1/2" x 6"; 5/8" x 6-1/2"

2 – Center punches: 1/8" x 5"; 3/16" x 6"

5 – Pin punches: 3/32" x 4-1/4"; 1/8" x 4-3/4"; 5/32" x 5"; 3/16" x 5-1/4"; 1/4" x 5-3/4"

5 – Taper punches: 3/32" x 5-1/4"; 1/8" x 5-3/4"; 5/32" x 6"; 3/16" x 6-1/4"; 1/4" x 6-3/4"

1 – Chisel gauge



6613

Variable Pin Spanner Wrench

- Universal design fits many different types of pulleys having slots or holes, including camshaft pulleys and crankshaft pulleys.

- Wrench is adjustable from 1-1/4 inch to 5 inches; works with a 1/2 inch ratchet or breaker bar.

Set Includes:

526908-1 – 3.5 mm pin

526908-5 – 6 mm pin

526908-2 – 4 mm pin

526908-6 – 7 mm pin

526908-3 – 4.5 mm pin

526908-7 – 10 mm pin

526908-4 – 5 mm pin

526908-8 – Handle



4576

Universal C-Frame Nut Splitter

- Forged and heat-treated frame with offset handle works where ordinary nut splitters may fail. Smooth action cracks nuts without damaging bolt threads.

- Chisel rotates to line up parallel to bolt. Splits non-heat-treated nuts of 7/16" (11mm) through 3/4" (19mm) diameter. Tool is 6-3/4" in length.



4550

Scraper Set

- Scrapers feature polished, heat-treated, stiff, stainless steel blades. Handles are ergonomic two-component plastic and feature a non-slip grip and steel bolstered end. Packaged in a storage tray. Includes: 1-1/4" straight blade, 1-1/4" bent blade, and 2" straight blade tips.



4514

Mini Snap Ring Pliers Set (4 Piece)

- Small-size pliers for work in tight areas. Service S-ring and R-ring clips, internal or external, straight or angled. Ruggedly built of heat-treated chrome molybdenum steel.

- Set includes two internal snap ring pliers (one straight, one 45°) and two external snap right pliers (one straight, one 45°).

- All pliers have .038" (1.0mm) diameter tips.



4651

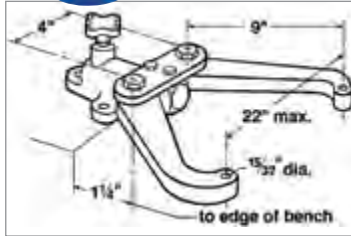
Screw Extractor Set

- Removes broken studs and bolts.
- Includes ten guide bushings, five drill bits and five screw extractors with extractor nuts.
- Drill bits are left handed to help removal.



**4650
Mirror and Magnet Set**

- Handles telescope from 6-1/2" to 25". Swivel heads allow access to tight areas.
- Large, rectangular swivel mirror is 2" x 3-1/2", and is attached to one telescoping handle; small mirror is 1-1/4" in diameter, and is interchangeable with magnets on the other handle.
- Magnets can lift up to 8 lbs.



**7020
Bench-Mounted Holding Fixture**

Securely hold and rotate small engines, transmissions, and other components while you're working on them.

- This holding fixture will handle pieces weighing up to 250 lbs., and it offers 360° of rotation with positive stops at 90° increments.
- Three sides of the mounted unit remain fully exposed.

34607 – Base assembly only.



Universal Outside Thread Chaser

This thread chaser will quickly restore threads on fork tubes, steering stems, axles, etc. to near original condition without the use of expensive thread-cutting equipment.

- Replaceable V-pads and dies.
- 1-1/4" to 5" O.D.

**7402
Thread chaser with 6 dies:** threads per inch - 4, 5, 6, 7, 7-1/2, 8, 9, 10, 11, 11-1/2, 12, 14, 16, 18, 20, and 24.

**216884
Standard die set.** Includes 6 dies, in the sizes listed above.

**202817
Metric die set.** Includes three dies: 1 mm- 1.25 mm-1.5 mm-1.75 mm, 2 mm-2.5 mm-3.0 mm-3.5 mm; 4 mm pitch dies.

**206803
V-pad**



**FOR PRODUCT
VIDEOS VISIT
OTCTOOLS.COM**



**5550
Spectrum Solar10W
LED Work Light with
UV Top Light**

5550 Specifications

10W LED Work light with UV Top Light
LI-ION Rechargeable Battery – 3.6V 2250 mAh, AC/DC
Charger Input AC 100 ~ 240V; 50/60Hz; DC12V ~ 24V
Power Output: 5.0V 1000 mAh
Charger Time: 3.5 ~ 4.0 hours
Active Time: 2.5 hours
Storage Temperature: -4°F to 158°F; -20°C to 70°C
Operating Temperature: 23°F to 122°F; -5° to 50°C
PS: LED Sector: 170°
At 50 cm: 350 LUX (750 LM)
Waterproof Grade IP65



**5551
Spectrum Trio9W LED
Work Light with 3W
LED Top Light**

5551 Specifications

9W LED Work light with 3W LED Top Light
LI-ION Rechargeable Battery – 3.6V 2250 mAh, AC/DC
Charger Input AC 100 ~ 240V; 50/60Hz; DC12V ~ 24V
Power Output: 5.0V 1000 mAh
Charger Time: 3.5 ~ 4.0 hours
Active Time: 3.0 hours
Storage Temperature: -4°F to 158°F; -20°C to 70°C
Operating Temperature: 23°F to 122°F; -5° to 50°C
PS: LED Sector: 25°
At 50 cm: 4000 LUX
Waterproof Grade IP65



**5552
Spectrum 30+430 Pc.
LED Work Light with 4
Pc. LED Top Light**

5552 Specifications

30 Piece LED Work light with 4 Piece LED Top Light
LI-ION Rechargeable Battery – 3.6V 2250 mAh, AC/DC
Charger Input AC 100 ~ 240V; 50/60Hz; DC12V ~ 24V
Power Output: 5.0V 1000 mAh
Charger Time: 3.5 ~ 4.0 hours
Active Time: 4.0 to 5.0 hours
Storage Temperature: -4°F to 158°F; -20°C to 70°C
Operating Temperature: 23°F to 122°F; -5° to 50°C
PS: LED Sector: 15°
At 50 cm: 2250 LUX
Waterproof Grade IP65

- AC/DC Rechargeable
- Li-Ion battery
- Magnetic base
- Bright LEDs - 50,000 hour life
- Adjustable 60° angle
- Slip resistant textured body
- Impact and water resistant
- Limited Lifetime Warranty



HEAVY-DUTY

Diesel Compression Testers	170–171
Glow Plug Testers	170–171
Injector Remover / Installers	171
HD Drain Plug Pro™	172
HD Oil Filter Wrenches	172
HD Snap Ring Pliers	172
Sleeve Puller / Installer / Plates	173–174
Clutch Tools	174–175
Locknut Sockets	176–177
Kingpin & Brake Anchor Pin Push	179
Slack Adjuster Pullers	180
Brake Spring Pliers	181
Transmission Puller Sets	181
Fuel Injectors	181
Nozzle Testers	182–183
Oil Filter Crushers / Fluid Receivers	184
Hendrickson Service Sets	185–186
Freightliner Rear Suspension	187
Power Train Lifts	188
Transmissions Jacks	188
Air Lifts / Driveline Lifts	189–189
Clutch Lifts	189
Under Axle Jacks	190
Service Jack	191–192
Engine & Jack Stands	192–193
Bottle Jacks	194
Wheel Dollies & Track Ramps	195
Tire Bead Seater Tire Spoons	196 – 197
Hands Free Air Chuck, Tire Bead Breaker, Tire Hammers ..	198
Tire Spoon Holding Pliers	198
Torque Wrenches	199
Floor Cranes	200 – 201
Presses	202 – 204
Collision Repair Sets	205
DPF Equipment	206 – 207
Genisys® HD Standard	208
Ez-Tap HD Diagnostics	209 – 210
HD Scan	211
Pro-Link iQ	212
Leak Detector System	213
Diesel Emission Tester	214
Heavy Duty Battery Tester	215
Recovery/Recycling Units	215 – 216



DIESEL COMPRESSION TESTERS HEAVY DUTY TOOLS & EQUIPMENT



3642 12V-24V Truck Circuit Tester

Product Features:

- Works on 12-24 volt systems.
- Features 7" stainless steel probe.
- 24' coil cord.
- Extra large clamp.

3903 24' jumper leads

From headlight to taillight, this extra long test lead stretches to over 24 feet in length.

Constructed from high quality polyurethane, high visibility coil cord test lead has superior memory retention and resistance to grease and oil.



3673 Diesel Glow Plug Tester

Glow Plug Tester provides fault detection thru LED's for a quick analysis; Short Circuit, Over Current, Normal Operation, Open Circuit/ Under Current.

- Glow Plug Tester allows for testing without removing glow plug from engine.
- Powers the glow plug to test the plug in it's operating state.
- Much more accurate test than a cold resistance test, which can miss short circuits.
- Tester uses a current measurement to accurately determine proper operation and check for short circuits.



3674 Diesel Fuel Pressure Tester

- Simple one wire connectivity to the fuel pressure sensor signal wire. Designed for diesel engines that have a fuel pressure sensor reading used by vehicle computer.
- Displays pressure in PSI or BAR.
- Range 0-22,000 PSI (0-1500 BAR).
- Read diesel fuel pressure in vehicle.
- No fittings required.
- Readings alternate between current and max pressure.

Use with OTC's No. 3398 to find clogged/dirty fuel injectors.

Pinpoints worn power steering pumps or racks.

PSI reading for hydrostatic drives and high pressure hydraulics.

Finds blocked intake ports and plugged catalytic converters.

Checks transmission cooler efficiency and catalytic converter temperatures.

No need to have fuel or transmission hoses inside vehicle during a road test.
No makeshift taping of gauges to the windshield.

Multi-Application Digital Pressure and Temperature Analyzer

Combining the functions of vacuum, oil pressure, hydraulic system pressure, fuel pressure, transmission pressure, compression, and air conditioning—all in one!

3492

Heavy-duty digital pressure/temperature analyzer with four pressure input receptacles and protective boot. Set includes: No. 3491-02 (5,000 psi) transducer, No. 3491-13 20' cable, No. 3500-05 bead-type temperature probe, assorted fittings, No. 3491-31 plastic storage case, instruction manual.

Diesel Compression Tester with Adapters

This easy-to-use compression tester is designed for light- and medium-duty diesel engines equipped with glow plugs. A dual-reading gauge, featuring a push-button release valve, measures compression to 1000 PSI and 7000 kPa. The hose end has quick disconnect fittings. The tester comes with glow plug and nozzle adapters in a handy storage case.

Tester services these engines:

- Cummins B and C
- Navistar DT466/DT360
- Ford/Navistar 6.9L & 7.3L
- Detroit 6.2L & 6.5L
- Hino diesel and Mitsubishi Fuso truck engines

5020 – Diesel compression tester with adapters

5021 – Universal diesel engine compression gauge

304802 – Replacement gauge

Replacement Adapters (available separately)

47484 – Hino diesel truck engines with 12 mm x 1.25 thread

209633 – Ford 6.6L & 7.8L diesels


217791 – Cummins B 3.9L 4 cyl. & 5.9L 6 cyl. '89-'98

308472 – Mitsubishi Fuso truck 4D & 6D engines with 10 mm x 1.25 thread

310810 – Cummins C 8.3L 6 cyl. '88-'96

310832 – Ford/Navistar 6.9L & 7.3L, Detroit 6.2L & 6.5L with 10 mm x 1.0 thread

310840 – Navistar DT466/DT360



Similar to Ford 303-D103

6076

Ford Diesel Compression Test Adapter

- Use with OTC No. 5021 diesel engine compression gauge.
- Remove glow plug; this adapter is used to connect the No. 5021 gauge to perform a compression test.
- Application: 1994-2003 Ford vans and pickups with 7.3L direct-injected turbocharged (DIT) diesel engine.



"Min/Max" pinpoints:

- Fuel restrictions
- Plugged filters
- Weak fuel pumps
- Transmission pressure spikes

"Delta Zero" monitors fuel pressure dropcaused by faulty check valves.

Displays readings in BAR for checking European specs.

See Scope/Meter accessories for temp probes.

Permits comparison of ABS brake pressures at each wheel.




Accessory:

3491-01 – 500 psi transducer

3491-02 – 5,000 psi transducer. Required for ABS and power steering pressure readings.

3491-03 – 10,000 psi transducer.

(Note: For No. 3492 only.) **3491-11 – 6' cable,** **3491-12 – 12' cable,** **3491-13 – 20' cable.**



5020

Similar to Ford 303-D091 (D93T-6000-A)



5021

Similar to Ford 303-D092 (D93T-6000-B)



Similar to Ford 303-757

6660

Ford Diesel Compression Test Adapter

- Use with OTC No. 5021 diesel engine compression gauge.
- Works on 2003-2006 Ford vans and trucks—with 6.0L diesel engines.



**6005A
Glow Plug Remover**

Set includes 10 mm and 12 mm split nuts, three spacers (3/16", 1/4", and 5/16"), plastic storage/organizer case and instructions. The 10 mm split nut will work on Ford 6.9L and 7.3L diesels; GM 6.2L, and 6.5L diesels; and various diesels in import vehicles. The 12 mm split nut works on various diesels in import vehicles, plus many agricultural and construction diesel applications.



**6088
Ford 5-pin Connector Harness for Glow Plug Testing**

- Provides an easy way to check glow plug resistance without having to remove the valve cover of 1994-98 Ford trucks and vans with 7.3L DIT (direct-injected turbocharged) diesel engines.
- Used with any standard digital volt ohmmeter to check glow plug resistance.

Similar to Ford 303-625



**6595
Ford High Pressure Oil Line Disconnect Tool**

- Use to disconnect the high pressure oil line from the cylinder head.
- Works on 1998-2003 Ford vans and trucks with 7.3L direct-injected, turbo-charged (DIT) diesel engines.



**7835
Ford Rear Main Oil Seal Kit**

- Works on 1994-2003 7.3L diesel engine in Ford 3/4- and 1-ton trucks.
- A complete kit with the tools you need to correctly remove and install the rear main oil seal and wear ring on the crankshaft.
- Eliminates makeshift methods of seal removal and installation that could damage the new seal or crankshaft.



GM Duramax Injector Pullers

- Designed to pull injectors on a GM Duramax 6.6L engines.

6778 - From 2001 - 2004, Similar to J-44639.

6779 - From 2005 - 2011, Similar to J-46594.

**6754
Diesel Fuel Pressure Gauge**

- Designed to test fuel pressure on GM Duramax diesel engines.
- Similar to J-44638.



**5060
Detroit Diesel Injector Socket**

Used on GM 6.2L and 6.5L engines. This 30 mm socket ensures proper fit during nozzle removal and installation. The 3/8" square drive and 7/8" hex permit easy access in tight quarters, and prevent damage to nozzle and related components.



Similar to Ford No. 303-491/No. 303-492

**6067
Ford Injector Remover / Installer Kit**

- Removes and installs injectors without damaging the injector or cylinder head.

Application: 1994-2003 Ford 3/4- and 1-ton trucks, Super Duty trucks, and vans with 7.3L direct-injected turbocharged (DIT) diesel engine.

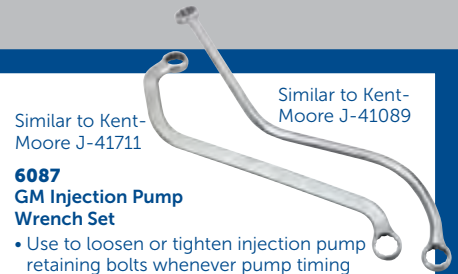


Similar to Miller 8318

**6069
Cummins Diesel Fuel Injector Remover Kit**

Kit contains a fuel injector connector tube remover and fuel injector puller. The fuel injector connector tube must be removed before removal of the injector, or both will be damaged.

Application: 1998-1/2-2002 Dodge pickups and vans with 5.9L 24-valve Cummins diesel turbo engine.



Similar to Kent-Moore J-41089

**6087
GM Injection Pump Wrench Set**

- Use to loosen or tighten injection pump retaining bolts whenever pump timing adjustment or pump service is required. Services 1996-1999 GM full-size 2- and 4-wheel drive trucks, vans, and Suburbans with 6.5L diesel engine.
- Two specially bent wrenches are needed, due to the location of the throttle, cruise control, T.V. cable bracket, cooling system crossover pipe and bracket, and the thermostat housing on vans and pickups.
- Wrenches are 15 mm, 12-point, double box-end type.



Designed for the diesel truck market, this tool will work for just about any injector you need to remove for service or replacement.

6752 - Fuel Injector Storage Rack with Protective Cups

Compartment are marked to help keep the injectors organized by the cylinder they came from in order to keep the injector calibration in sync with the vehicles ECM. Similar to Ford No. 303-D113.

6753 - Protector Cups

A set of eight replacement cups for 6752 Fuel injector storage rack. Similar to Ford No. 303-D115.

**6749
Diesel Engine Barring Socket**

- Designed to rotate engine on a Mack E7 and Cat 3208.
- Similar to J-38587-A.

**7471A
Cummins Engine Barring Tool**

Insert the tool into the flywheel housing until it engages the ring gear, then attach a 1/2" square drive ratchet or breaker bar and turn. The tool's load-bearing collar provides friction-free operation while rotating the tool in the housing.

- Works on Cummins B and C series diesel engines and 5.9L liter diesels used in Dodge pickups.



OIL FILTER WRENCHES HEAVY DUTY TOOLS & EQUIPMENT



7248 C-Frame Press

- The C-Frame used in conjunction with OTC Ball Joint Adapters. Can also be used for removing/installing; universal joints with needle bearings, pressed in wheel studs, and brake anchor pins on heavy-duty vehicles. Suitable for general pressing operations.

6935 U-Joint Service Adapter

For use with the 7248 C-Frame to service the u-joints found on Dana 60 4WD front drive axles.

Application:

- 1977-1991 Chevrolet and GMC 1 Ton
- 1975-2010 Dodge ¾ & 1 Ton
- 2000-2002 Ford Excursion
- 1999-2010 F250
- 1985-2010 F350
- 1999-2008 F450
- 1999-2004 F550



Heavy-Duty Oil Filter Wrenches

- Features a 1/2" wide steel band that can stand up to the high torque needed to remove filters from trucks, tractors, and other heavy equipment.
- Use with a 1/2" drive ratchet or breaker bar.



- 4555** – Heavy-Duty Oil Filter Wrench for filter dia. of 4-1/8" to 4-21/32" (104 mm to 118 mm).
- 4556** – Heavy-Duty Oil Filter Wrench for filter dia. of 4-21/32" to 5-5/32" (118 mm to 131 mm).
- 4557** – Heavy-Duty Oil Filter Wrench for filter dia. of 5-5/32" to 5-21/32" (131 mm to 144 mm).



Adjustable Oil Filter Pliers

- Forged jaws with sure-grip teeth grab the filter for easy removal.
- Slip-joint ratchet and lock mechanism allows a secure grip on filters.

4560 – Small Adjustable Oil Filter Pliers. Plier is 13-1/2" long and fits filters ranging from 2-1/4" to 5" (57 mm to 127 mm) in diameter.

4561 – Large Adjustable Oil Filter Pliers. Plier is 18" long and fits filters ranging from 3-3/4" to 7" (95 mm to 178 mm) in diameter.

4562 – Adjustable Oil Filter Pliers Set. Includes both the No. 4560 and No. 4561 listed above.

4513 Heavy-Duty Snap Ring Pliers Set (2 piece)

- Heat treated steel "circlip" pliers for large equipment repair.
- Replaceable tips and spring ratchet locking mechanism to securely hold against snap ring tension.
- Internal pliers' capacity 3-1/16" to 6-1/4" (78 mm to 159 mm) snap rings.
- External pliers' capacity 3-1/2" to 6-1/2" (89 mm to 165 mm) snap rings.
- Blow-molded storage case includes extra sets of replaceable tips.
- Overall length 16"; handle length 12-1/2".

4513 includes:

Tool No.	Description	Tool No.	Description
4513-1	Internal snap ring pliers	4513-4	(2) .12" (3 mm) 45° tips
4513-2	External snap ring pliers	4513-5	(2) .12" (3 mm) 90° tips
4513-3	(2) .12" (3 mm) straight tip	4513-6	4 tip retaining screws



Retaining Ring Pliers

7300 – Internal, straight tip retaining ring pliers. 16" long.

7301 – External, straight tip retaining ring pliers. 16" long. See page 116 for replacement tips.



7300
Internal tip



7301
External tip

Giant Adjustable Wrenches

The really big jobs call for really big tools. These wrenches will handle 42 bolt sizes from 1-3/8" to 4-3/4". Together, both wrenches weigh just 41 lbs., but can replace over 1,000 lbs. of fixed-size wrenches.

7640 – Giant adjustable wrench. Rated to withstand 2,000 ft. lbs. of torque. Nut/bolt size 1-3/8" to 2-7/8". Increments of Jaw adjustment 1/8", length 24". Head thickness 7/8".

7641 – Giant adjustable wrench. Rated to withstand 5,000 ft. lbs. of torque. Nut/bolt size 2-3/4" to 4-3/4". Increments of Jaw adjustment 1/8", length 36". Head thickness 1-1/8".



7463 Gland Nut Wrench

This wrench is fully adjustable to fit hydraulic cylinders on vehicles having gland nuts from 1" to 3-3/4" in diameter. It also reverses to work on either 1/4" or 7/32" pinholes.

- Accommodates a 1/2" drive ratchet.



215128 – Replacement pin.

1266 Adjustable Gland Nut Wrench

Here's a wrench designed to fit hydraulic cylinders on most farm and construction equipment. It fits gland nuts from 2" to 6" diameter pin to pin. Includes reversible pins, sizes 1/4" and 5/16" diameter.

- Accommodates a 3/4" drive ratchet or breaker bar.



204928 – Replacement pin.

Similar to Ford D79L-6731-A

7062A Universal Filter Wrench

This filter wrench will stand up to the job of removing nearly any spin-on filter (up to 6"). Universal design permits use on most vehicles. The tough 2" wide nylon strap holds firmly. The more leverage applied, the tighter it grips.


- Accommodates a 3/8" drive ratchet.



5028 Slide Hammer Puller

Just 8-1/2" long to fit into tight spots, but its 1-1/2 pound hammer gives you a little extra muscle for stubborn jobs. It's perfect for pulling injector nozzles. The shank is threaded 1/2" – 20 and has a 5/8" – 18 threaded adapter included. Works with many OTC pulling attachments.





1200

Sleeve Puller / Installer Sets

These sets work on a wide array of truck, bus, and tractor engines, as well as those in other vehicles. They'll handle wet and dry sleeves – and you won't need to remove head studs. Save time, effort, and money.

- Choice of two sets: manual or 17-1/2 ton hydraulic powered.
- Wide range of adapter plates available to fit most engines.

1200 Manual Sleeve Puller Set

This manually operated, screw-powered device removes cylinder sleeves from most truck, bus, and tractor engines. Adapter plates (not included in the set) accommodate a wide range of bore sizes. See application chart on next page. The puller enables one technician to handle sleeve-pulling tasks.

Not recommended for Mack engines (use No. 1202 set).

1201 Installing Conversion Kit for 1200 Set

Permits the No. 1200 sleeve puller to handle both removing and installing operations. Use plate Nos. 1253–1256 for installing, and plate Nos. 1219–1250 for removing. Plates are not included with kit.

1201



1203

Sleeve puller plate application chart

The puller plates listed here work with manual and 17-1/2 ton hydraulic sleeve pullers	Bore Dia.	Plate No.
J.I. CASE – 207 Diesel	4"	1227
CATERPILLAR – 1673C; 1674; 3304; 3306; D330C; D333C; D334, D326, D337	4-3/4" 5-1/8"	1240 1246
CUMMINS – V Series 903 NT855	5-1/2"	1250
H & NH	4-7/8"	1242
GENERAL MOTORS – 53 Series	3-7/8"	1225
71 Series	4-1/4"	1232
INT'L HARVESTER – C-221, C-263	3-9/16"	1221
D-166, D-188, D-236, D-282, C-248, D-248, D-310, D-358, D-155	3-11/16"	1222
D-179, D-206, D-239	3-7/8"	1225
C-281, D-281, D-361	4-1/8"	1230
D-691, D-461	4-3/4"	1240
D-407	4-5/16"	1233
JOHN DEERE – 4-270, 6-404	4-1/4"	1232
6-531	4-3/4"	1240
6-619	5.12"	1246
8-955	5.512"	1250
MACK – END(T) 673, 675, 676	4-7/8"	1243
672	4-7/8"	1242
END (T) 711, 707	5"	1245
PERKINS – AD3.152, AG3.152, AD4.203	3.6"	1219
AG4.212, A4.236, AG4.236, A6.354, A6.3541, ATC6.3541, AT6.354, AT6.3541	3-7/8"	1223

Universal puller for wet-type sleeves, see 1205.



24824 Thrust washer



37592 Three-way head

27908 13" risers (3 required)

22205 Forcing nut

208675 Swivel assembly

10088 Cap screws, hex hd. (3)

10586 Flat washers (3)

11466 Thrust bearing

32976 Pulling screw

1202 shown



1205 Universal Puller for Wet-Type Sleeves

This tool will remove cylinder sleeves faster than ordinary pullers because it requires very little setup time. Cone adjustment positions the puller jaws quickly, locking bar is tightened. To aid in breaking "frozen" sleeves loose, adjustable bridge is positioned on the cylinder block and the bearing-mounted forcing nut is tightened. Next, bridge is removed and slide hammer assembly is attached. With a few sharp hammer blows, sleeve is pulled. In most cases, job time will average less than two minutes per cylinder. The puller features a 5 lb. slide hammer to help bust loose even the most stubborn sleeves.

- Special adapters are unnecessary.
- Adjustable jaws fit sleeves 3" to 6-1/2" in diameter.

No. 1201	Description
33769	Screw extension
41291	Installing bar
302340	Yoke assembly



4180

17-1/2 Ton Hydraulic Sleeve Puller Set

Removes and installs sleeves of many makes and models of trucks, buses, and tractors. See chart at left and on next page.


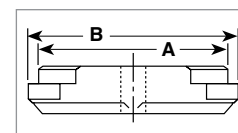
1202 – 17-1/2 ton hydraulic sleeve puller set.

1203 – Sleeve puller without hydraulic assembly.

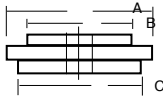
No. 1202	Description (includes 1203 and 4180)
37592	Three-way head
33769	Screw extension
302482	Speed nut
302340	Yoke assembly
10088	Cap screws, hex hd (3)
32976	Pulling screw
4180	Hyd. ram/pump assy.
27908	13" risers (3 req'd)
41291	Installing bar
10221	Hex safety nut
208675	Swivel assembly
10586	Flat washers (3)
21714	Insert

Sleeve Removal Plates

Designed to work with set Nos. 1200, 1202, and 1203, these removal plates fit the full spectrum of cylinder sleeve sizes. Determine engine bore size ("A" dimension) and O.D. of sleeve to be pulled ("B" dimension). Then consult chart to the right.



Bore Inches	A I.D. +.010 -.000	B I.D. +.010 -.000	OTC Plate Number
3.600"	3.585	3.657	1219
3-9/16"	3.547	3.663	1221
3-11/16"	3.671	3.792	1222
3-7/8"	3.840	4.047	1223
3-7/8"	3.859	4.093	1225
4"	3.984	4.218	1227
4-1/8"	4.109	4.229	1230
4-1/4"	4.235	4.470	1232
4-5/16"	4.302	4.450	1233
4-3/4"	4.734	5.171	1240
4-7/8"	4.860	4.980	1242
4-7/8"	4.860	5.045	1243
5"	4.977	5.120	1245
5-1/8"	5.093	5.593	1246
5-1/2"	5.484	5.718	1250



Sleeve Installation Plates

Each of these dry-sleeve installation plates covers a range of bore sizes. Their reversible design makes both sides usable. The plates work with our manual or 17-1/2 ton hydraulic puller/ installers.

(Nos. 1200, 1202, and 1203). Check chart at below to ensure correct sleeve selection.

Fits Sleeves From	A	B	C	No.
3-3/16" to 3-7/16"	3-7/8"	3.171"	3.421"	1252
3-9/16" to 3-7/8"	4-1/4"	3.546"	3.859"	1253
4-1/8" to 4-3/8"	4-3/4"	4.109"	4.359"	1254
4-3/8" to 4-3/4"	5-1/4"	4.390"	4.734"	1255
4-13/16" to 5-3/4"	6-3/8"	4.797"	5.734"	1256



5022 Oil Seal and Wear Ring Installer

This two-piece tool makes the difficult job of correctly installing the rear crankshaft seal and wear ring on most Navistar DT-360 and DT-466 engines thru 1996 an easy task. Bolt the adapter to the crankshaft and wrench the component home.

- Eliminates damage to seals or wear ring that can occur when driving them into place.



7106 Cylinder Liner Height Gauge with Hold-Down Bar

This set lets you meet those exacting specifications necessary for optimum diesel engine performance. It accurately measures cylinder bore flatness and depth. The hold-down bar correctly seats the liner for accurate measurement of liner protrusion. The easy-to-read dial is in .001 inch graduations, 1.000" range.



7161 Cummins Engine Turning Tool

This tool makes easy work of manually rotating a Cummins 855 cubic inch engine. It's essential hardware when you're bringing pistons to top dead center to adjust injector timing.

5039 Charged Air Cooler Tester

This is the easy way to find air leaks in the charged air cooler systems used on class 7 & 8 truck engines. The tester features a large 2-1/2", 0-60 PSI pressure gauge, regulator and relief valve, and two safety cables. It also has quick disconnect air fittings that attach to a 3", 3-1/2", or 4" cooler hose.



5071 Cummins Water Pump Pulley Tool


This heavy-duty tool is designed to remove or install water pump pulleys on Cummins L10 and M11 engines, 1991 and newer. The installer has a rugged thrust bearing that allows for friction-free pulley installation without damaging pump components.



7119 Compressor Drive-Gear Coupling Puller


Here's the solution for removing the coupling from the Cummins Compact and Bendix air compressors found on many Cummins 855 cubic inch engines. The split collet design fits over the coupling, and mechanical force does the work.

- Works on compressors with 1-3/4" O.D. shaft.



7470 Cummins Diesel Injector Timing Kit

Measures static timing on Cummins J, K, N, NH, V-12, N-14, and L-10 series diesel engines. With this tool you can determine the injector push tube travel in relation to piston travel. Tool is installed with one dial indicator in the injector bore and the other on the injector push tube. Turn the engine over manually to find top dead center. By checking the gauges, you can determine if timing is within factory specifications, then make adjustments to the cam followers.



7120 Cummins Drive-Pulley Tool Set

This two-piece set is designed to remove and install the drive pulley on Cummins NH and NTC 855 cubic inch engines. The 7120B remover simply bolts into the tapped holes for pulling. The 7120A installer threads onto the pulley accessory drive shaft for easy installation.

- 7120A** – Drive-pulley installer.
- 7120B** – Drive-pulley remover.



5044 Self-Adjusting Clutch Rotating Tool

This handy tool replaces the self-adjuster mechanism on Spicer self-adjusting clutches, allowing you to manually adjust them with a wrench or socket.

- 3/4" hex drive.



Pilot Bearing Pullers


These tools make quick work of pulling stubborn, rusted pilot bearings. No. 5048 fits 1-1/4" I.D. bearings, and No. 5049 fits 1" I.D. bearings. The puller's forcing screw expands the jaws inside the bearing and simultaneously pushes against the crankshaft.

- 5048** – Pilot bearing puller for 1-1/4" I.D.
- 5049** – Pilot bearing puller for 1" I.D.



7028 Clutch-Adjusting Wrench

This clutch-adjusting wrench will solve the difficult, time-consuming job of internally adjusting heavy-duty Spicer clutches. Using this wrench is much quicker and easier than makeshift methods such as pry bars, which often result in component damage, poor job performance, or extra downtime.

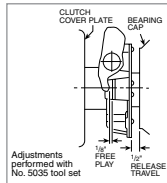


Similar to Ford 308-D008 (D93L-4201-A)

5035 Truck Clutch Adjustment Set

The gauges in this set enable you to check the adjustment of pull-type, heavy-duty clutches, ensuring their correct operation. One gauge checks the amount of free play between the yoke and the bearing's wear pad. The other gauge lets you determine the amount of travel between the release bearing and transmission bearing cap.

- Release bearing travel gauge.
- Clutch pedal free play gauge.



Adjustments performed with No. 5035 tool set



5190A Heavy-Duty U-Joint Puller

The ideal tool for disassembling drivelines.

- May be used with up to a one-inch impact wrench.
- Quickly and easily removes sealed U-joint cups without the need for hammering or heat.
- Will not damage the driveshaft, yoke, bearing cups, or joints.
- Fits practically all Class 7 and 8 trucks, including: Spicer driveline 1610, 1710, 1760, 1810, 1880 Spicer SPL 140, 170, and 250 "Life Series" Meritor (Rockwell) 16N, 17N, 18N, 1710 Meritor RPL 20 and 25 "Permalube" Series.



5192 Heavy-Duty Bearing Cup Installer

Quickly and easily installs bearing cups on bolt-retained universal joints. Fits series 1610 to 1880 and nearly all other heavy-duty truck and machine type u-joints with bolt-retained bearing cups.

- Automatically aligns bearing cups during installation.
- Eliminates the possibility of damage to the needle bearing.

Similar to Ford 308-D009 (D93L7025-A)

Truck Clutch Alignment Shafts

These 10-spline clutch alignment shafts are available in the three most popular sizes: 1-1/2", 1-3/4", 2" O.D., and are designed for use on heavy-duty single, two-plate, push/pull, manual, and self-adjust clutches. The shafts are constructed of lightweight fiberglass-reinforced nylon that won't hang up in clutch disc splines. Yet, they're rugged and will easily support the weight of heavy pressure plates.



5070 – Truck clutch alignment shaft. 1-1/2" O.D., 30 mm pilot.

7072A – Truck clutch alignment shaft. 1-1/2" O.D., 1" pilot, 10 splines, 3.25" long. Similar to Ford 308-D001 (D79T-7550-A).

7073A – Truck clutch alignment shaft. 1-3/4" O.D., 1-1/4" pilot, spline 3.75" long. Similar to Ford 308-D002 (D79T-7550-B).

7074A – Truck clutch alignment shaft. 2" O.D., 1-1/4" pilot. 10 splines, 3.6" long. Similar to Ford 308-D003 (D79T-7550-C).

7480 – Truck clutch alignment shaft. 1-3/4" O.D., 1" pilot. Similar to Ford 308-D010 (D93T-7550-A).

5029 – Clutch alignment shaft. 2" O.D., 1-1/4" pilot. 10 splines, 7.3" long. Similar to Ford 308-D011 (D93T-7550-B).

5030 – Clutch alignment shaft. 1-3/4" O.D., 1-1/4" pilot, spline 7.375" long. Similar to Ford 308-D012 (D93T-7550-C).



5191 Heavy-Duty Bearing Cup Installer

Quickly and easily installs bearing cups on Dana/Spicer SPL "Life Series" quick-disconnect universal joints.

- Three individual adapters press bearings to the manufacturer's recommended depths.
- Adapters fit Spicer SPL 140, 170, and 250 series drivelines.



7490 U-Joint Tool

Designed for a 1/2" impact wrench, this U-joint tool removes even the most stubborn U-joints with ease. It's compact and easily set up, making it ideal for service calls. And it can be used at different angles and in tight places, eliminating those damaging makeshift methods. The puller's legs have holes for bolt storage.

- Bolts included: 5/16"-24 x 1-1/2", 3/8"-24 x 1-1/2", 7/16"-20 x 1-1/2", M8-1.25 mm x 35 mm.
- Works on most Dana Spicer and Meritor U-joints – except Spicer's Life series model SPL250X.



5043 Clutch Service Set

Here's an ideal companion set to the clutch handler. Designed for Spicer heavy-duty clutches, the nine tools in this set help with a variety of jobs, from clutch installation and removal to flywheel drive-pin installation to clutch adjustment.

- Includes handy plastic carrying case.

OTC No.	Description
5044*	Self-adjust clutch rotating tool. Rotates adjusting ring.
5045*	Flywheel drive pin installing tool. Aligns and installs drive pins in 14" heavy-duty truck pot-type flywheels.
5046*	Clutch release tool. Removes shipping blocks from between clutch housing and release bearing.
7028*	Adjusting wrench. For internal adjustment of multiple lever and angle-spring clutches.
7073A*	Clutch alignment tool. 1-3/4" O.D. Provides perfect fit to spline of clutch disc.
7074A*	Clutch alignment tool. 2" O.D. Provides perfect fit to spline of clutch disc.
213013	Pair of 3/8" flywheel to clutch guide pins.
213014	Pair of 7/16" flywheel to clutch guide pins.
213015	Hex key Wrench. Removes/installs flywheel drive pin set screws.

* Tool is available separately.

7057 U-Joint Puller

This service tool easily removes stubborn, corroded bearings without damaging U-joint components, even in limited space. The tool applies up to 7 tons of force to separate yoke assemblies and remove bearings. Far superior to sledgehammer methods.

- Works on Meritor 16N, 17N, 18N, and 1710 series U-joints and Spicer 1600/1610 to 1880 series U-joints.
- Includes plastic storage box, No. 1036 2-jaw puller, and instructions.



HEAVY DUTY LOCKNUT SOCKETS HEAVY DUTY TOOLS & EQUIPMENT

Wheel bearing locknuts are easy to remove or install with these specially designed sockets. They're made of high-strength steel and resist rounding out.

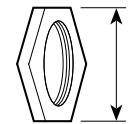
NOTE: Sockets are designed for use with 3/4" square-drive manual tools only. Impact tool use voids sockets' warranty.

- 1902 – Similar to Ford No. 205-039 (T70T-4252-B)
- 1904 – Similar to Ford No. 205-040 (T70T-4252-D)
- 1905 – Similar to Ford No. 205-041 (T70T-4252-E)
- 1910 – Similar to Ford No. 205-042 (T70T-4252-K)
- 1928 – Similar to Ford No. 205-043 (T70T-4252-W)

Measure from flat to flat to determine size of locknut, then consult chart to find the correct socket.



Socket No.	Opening Size	Socket No.	Opening Size	Socket No.	Opening Size	Socket No.	Opening Size
1901	2-3/32" (6 pt.)	1923	2-3/4" (6 pt.)	1924	3-3/8" (8 pt.)	1940	4-1/8" (8 pt.)
1920	2-1/4" (6 pt.)	1937	2-3/4" (8 pt.)	1910	3-1/2" (6 pt.)	1916	4-3/8" (6 pt.)
1902	2-3/8" (6 pt.)	1932	2-7/8" (6 pt.)	1911	3-1/2" (8 pt.)	1917	4-3/8" (8 pt.)
1936*	2-3/8" (6 pt.)	1933	2-7/8" (8 pt.)	1925	3-3/4" (8 pt.)	1938	4-1/2" (8 pt.)
1903	2-3/8" (8 pt.)	1906	3" (6 pt.)	1926	3-3/4" (6 pt.)	1941	4-13/16" (8 pt.)
1921	2-1/2" (6 pt.)	1907	3" (8 pt.)	1927	3-13/16" (8 pt.)	1918	4-7/8" (6 pt.)
1904	2-9/16" (6 pt.)	1934	3-1/8" (6 pt.)	1912	3-7/8" (6 pt.)	1919	4-7/8" (8 pt.)
1905	2-9/16" (8 pt.)	1935	3-1/8" (8 pt.)	1913	3-7/8" (8 pt.)	1939	5-1/4" (6 pt.)
1928*	2-9/16" (6 pt.)	1908	3-1/4" (6 pt.)	1914	4" (6 pt.)	7795	2-1/2" (6 pt.)
1922	2-5/8" (6 pt.)	1909	3-1/4" (8 pt.)	1915	4-1/8" (6 pt.)	7796	2-3/4" (6 pt.)



Measure from flat to flat to determine size of locknut, then consult chart to select a socket. Warranty is void if tool is subjected to impact wrench use.



* Fits special "rounded" hex nut found on Dana axles of some Ford trucks.
* Depth of locknut sockets is 5".

Metric Truck Wheel Bearing Locknut Sockets

Socket No.	Opening Size	Socket No.	Opening Size	Socket No.	Opening Size
1950M	54 mm (6 pt.)	1955M	80 mm (6 pt.)	1962M	100 mm (8 pt.)
1951M	55 mm (6 pt.)	1956M	82 mm (8 pt.)	1959M	106 mm (8 pt.)
1952M	60 mm (6 pt.)	1957M	90 mm (8 pt.)	1960M	110 mm (8 pt.)
1953M	70 mm (6 pt.)	1958M	94 mm (8 pt.)	1961M	120 mm (6 pt.)
1954M	71 mm (6 pt.)				

5059 Hubcap Installer

Truckers like chrome, and many of them accent their truck's drive axle with chrome hubcaps designed to snugly fit around the axle-shaft bolts. Unfortunately for service shops, these hubcaps are often tricky to install without causing damage. That's where our hubcap installer comes in handy. Constructed of high-density polyethylene, this tool guides the cap into place over the axle nuts, protecting it from unwanted and costly dents.



5047 Lug Nut Cap Remover

Chrome-plated lug nut caps found on many heavy-duty trucks and trailers can be tough to remove, and they're easily damaged if you pry them off or use an ordinary cap remover. This tool avoids those problems. It is ruggedly built and features specially coated jaws that won't slip off the caps, no matter how much squeezing force you apply.

- Features cushioned handles.



9850 Truck Wheel Bearing Locknut Sockets (6-pt.)

21 wheel bearing locknut sockets with tool board. **62908** – Display board only.

No.	Qty.	Description
1901	1	Locknut socket (2-3/32")
1902	1	Locknut socket (2-3/8")
1904	1	Locknut socket (2-9/16")
1906	1	Locknut socket (3")
1908	1	Locknut socket (3-1/4")
1910	1	Locknut socket (3-1/2")
1912	1	Locknut socket (3-7/8")
1914	1	Locknut socket (4")
1915	1	Locknut socket (4-1/8")
1916	1	Locknut socket (4-3/8")
1918	1	Locknut socket (4-7/8")
1920	1	Locknut socket (2-1/4")
1921	1	Locknut socket (2-1/2")
1922	1	Locknut socket (2-5/8")
1923	1	Locknut socket (2-3/4")
1926	1	Locknut socket (3-3/4")
1928	1	Locknut socket (2-9/16" rounded)
1932	1	Locknut socket (2-7/8")
1934	1	Locknut socket (3-1/8")
1936	1	Locknut socket (2-3/8" rounded)
1939	1	Locknut socket (5-1/4")



5047LP Lug Nut Cap Remover Locking Pliers

- Designed to remove lug nut caps found on heavy duty truck and trailers quickly and easily without damage. Caps can be easily damaged by prying or using standard cap removers.
- Locking plier design with specially coated jaws apply maximum grip on the lug nut caps without damage.

9851

Wheel Bearing Locknut Sockets (8 pt.)

18 wheel bearing locknut sockets with tool board.

62909 – Display board only

No.	Qty.	Description
1903	1	Locknut socket (2-3/8")
1905	1	Locknut socket (2-9/16")
1907	1	Locknut socket (3")
1909	1	Locknut socket (3-1/4")
1911	1	Locknut socket (3-1/2")
1913	1	Locknut socket (3-7/8")
1917	1	Locknut socket (4-3/8")
1919	1	Locknut socket (4-7/8")
1924	1	Locknut socket (3-3/8")
1925	1	Locknut socket (3-3/4")
1927	1	Locknut socket (3-13/16")
1929	1	Locknut socket (2-5/8")



No.	Qty.	Description
1930	1	Locknut socket (2-7/8")
1931	1	Locknut socket (3-5/8")
1933	1	Locknut socket (2-7/8")
1935	1	Locknut socket (3-1/8")
1937	1	Locknut socket (2-3/4")
1938	1	Locknut socket (4-1/2")

9852

Wheel Bearing Locknut Sockets

A selection of popular sizes in 6- or 8-point.

62910 – Display board only.

No.	Qty.	Description
1904	1	Locknut socket (2-9/16" hex)
1908	1	Locknut socket (3-1/4" hex)
1909	1	Locknut socket (3-1/4" 8 pt.)
1910	1	Locknut socket (3-1/2" hex)
1913	1	Locknut socket (3-7/8" 8 pt.)
1914	1	Locknut socket (4" hex)
1915	1	Locknut socket (4-1/8" hex)
1921	1	Locknut socket (2-1/2" hex)
1922	1	Locknut socket (2-5/8" hex)



No.	Qty.	Description
1923	1	Locknut socket (2-3/4" hex)
1928	1	Locknut socket (2-9/16" hex rounded)
1932	1	Locknut socket (2-7/8" hex)

9814

Truck Pinion Sockets

We've designed and built these sockets to have the correct clearance for yoke and locknut assemblies on a variety of truck transmissions and differentials. The sockets have 3" of usable depth and are 4" long. Using the right tools saves time and effort, eliminating the need to destroy standard sockets by grinding them down to fit tight pinion clearances.

No. 1981* – Socket only, not included in set.

62911 – Tool Board only

Socket No.	Opening Size	Socket No.	Opening Size
1975	2" (6 pt.)	1980	2-3/4" (6 pt.)
1976	2-1/8" (6 pt.)	1981*	2-1/2" (6 pt.)
1977	2-1/4" (6 pt.)	NOTE: Use sockets with 3/4" square-drive, manually powered handles only. Warranty void if tool is subjected to impact wrench use.	
1978	2-3/8" (6 pt.)		
1979	2-5/8" (6 pt.)		



1944

Budd Wheel Sockets

- Metric sizes for Isuzu, Hino, Mitsubishi Fuso, and import trucks; fit front and rear axle wheels.

- 1-1/2" hex Budd wheel socket for American-made trucks with dual rear wheels.

These sockets work on the import truck Budd wheels. Their extra deep design lets you remove both nut and stud with just the one socket. Usable with a 1" square drive impact wrench.

1944 – Consists of 1945A, 1946A, 1947A, 1948A, and 1949A, in a blow molded organizer case.

1945A – 35 mm hex socket with 17 mm sq.

1946A – 38 mm hex socket with 20 mm sq.


1947A – 41 mm hex socket with 21 mm sq.

1948A – 33 mm hex Budd wheel socket. For Mack Midliners, White Volvo, and other import trucks w/dual rear wheels.

1949A – 1-1/2" hex Budd with 13/16" square wheel socket. For American-made trucks with dual rear wheels.

Tubular Spanner Wrenches

- Six-lug, spanner-type wrenches remove and install rear wheel bearing locknuts. They're built for use with a 3/4" square-drive ratchet or breaker bar.



1929 – Wrench for servicing Chevrolet and GMC 5,200 and 7,200 lb. axles. Socket O.D. is 2-5/8".

1930 – Wrench for servicing Chevrolet and GMC 11,000 to 13,500 lb. axles. Socket O.D. is 2-7/8".

1931 – Wrench for servicing Chevrolet and GMC 15,000 lb. axles; 17,000 lb. 2-spd. axles; 15,000 lb. trailing axles. Socket O.D. is 3-5/8".



Jimmy Bars

We've forged these bars from chrome alloy steel, then heat-treated them to resist bending and breaking.

7166 – 5/8" diameter, 18" long

7167 – 3/4" diameter, 24" long

7168 – 7/8" diameter, 30" long

7420 – 7/8" diameter, 46" long

7421 – 1" diameter, 54" long



**FOR PRODUCT
VIDEOS VISIT
OTCTOOLS.COM**

STEERING / SUSPENSION TOOLS HEAVY DUTY TOOLS & EQUIPMENT



4240

Kingpin & Brake Anchor Pin Pusher

With this pin remover, hydraulic force and precision tooling replace torch-and-hammer methods for getting the job done quickly and easily. Five special collars and two pins allow this unit to work on both straight and tapered kingpins and accommodates sizes from 7/8" to 2" in diameter and up to 11-1/4" long. The tool delivers 30 tons of hydraulic force to push out even the most corroded kingpins. A job that could consume the better part of a day is done in minutes. The anchor pin can be removed quickly by using the special adapter installed in the pusher's base block and the unit positioned over the brake's spider.

- Works on many models of trucks and buses.
- 27-1/2" high x 8-1/2" wide.
- 30-ton capacity.
- Set includes No. 4002 hydraulic hand pump, No. 9767 hose, No. 9798 hose-half coupler, No. 4121 Power Twin 30-ton ram, and No. 29424 anchor pin adapter.

4240 – Complete kingpin and anchor pin pusher set with hydraulics

4241 – King- and anchor-pin pusher with anchor pin adapter without hydraulics

29424 – Anchor pin adapter only



4241

29424



5079


Heavy-Duty Power Steering Pump Analyzer

- There is only one way to troubleshoot problem components in a heavy-duty power steering system: a flow and pressure reading meter. OTC's new No. 5079 measures both: 1 to 10 gallons oil flow and up to 3,000 psi of pressure.
- When connected in line, this universal analyzer will isolate the failed components in just minutes. There is no wasted time as in trial and error methods.
- The set is complete with high pressure hoses, 9/16"-18 standard fittings, and quick disconnect couplers to handle Eaton/Vickers, TRW, Ross, and Shepard power steering systems.

5053 Mack Kingpin Socket

Here is a socket that makes life a little easier for anyone who works on Mack trucks. Designed for 1/2" square drive ratchet or breaker bar, the socket fits the slotted adjusting screw in tapered kingpins used on most Mack front axles (12,000 to 20,000 lbs.).

- Socket O.D. 1.8"



7071 Differential Housing Spreader

Removing and installing differential ring gear assemblies is typically a difficult, time-consuming chore – that is, unless you're using this differential housing spreader. This device uses mechanical screw power to spread the housing. Allowing easy removal of the differential assembly while eliminating damage often caused by makeshift methods.

- Works on Dana axle models 30 through 70.

6065 Tie Rod Socket for Medium-Duty Trucks

Services GM-, Ford-, and Chrysler-built 1-ton 2WD and 4WD trucks. Also works on medium-duty Class 2 through Class 6 trucks. Use with a 1/2" drive impact wrench to easily remove the tie rod ends from the tie rod.


- Socket I.D. 2-1/8"



5068 Truck Tie Rod Socket

Designed to withstand the force of a 3/4" drive impact wrench, this rugged socket makes truck tie-rod end removal quick and simple.

- Works on inner and outer tie rod ends on 12,000 to 16,000 lb. truck axles.
- Socket I.D. 2-3/4"



5052 Slack Check

This tool enables you to quickly check the brake adjustment on class 7 and 8 trucks and trailers having S-cam brakes. It features a sturdy, four-position handle to provide the leverage you need at the proper angle.

- Works on manual or automatic slack adjusters.



4295 Wheel Stud Service Kit

- Works on most hubs for installation and removal.
 - All sizes of studs.
- Installation done by pushing on the head, eliminating the need for threaded adapters.
 - Reduces number of adapters required
 - Reduces damage to studs
 - Increases ease of use
- Remove and install 10 studs in only 10-15 minutes (compare to 20-30 minutes for more expensive competitive products).
- Can be powered with an impact wrench, no hydraulic power source required.
- No need to remove hub from vehicle.
- Reduces risk of damage to hubs, studs, and bearings when using tool.
- Weighs only 12 lbs., assembled to remove studs and 14 lbs., assembled to install studs.

**SEE PAGE 42
FOR GREASE GUNS**





7180
Universal Bearing Cup Installer

This handy, adjustable tool is designed to install wheel-bearing cups in a wide range of heavy-duty axles. Simply adjust and lock the jaws to the cup I.D., slip on the new cup, set it in the bore, and drive it in with a hammer. The tool helps eliminate the damage caused by makeshift methods.

- Works on axles from 11,000 to 50,000 lb. capacity.
- Adjusts to fit 3-5/8" to 6-1/2" O.D. bearing cups, which adds up to as many as 30 individual drivers.

52038 – Replacement jaw.

207561 – Replacement retaining spring.



5038
Brake Anchor Pin and Bushing Service Set

With the No. 5038, there's no need to remove the bearing hub assembly just to replace the pins and bushings on 16-1/2" S-cam trailer and tractor "Q" brake systems. Much less complicated and time consuming!

- Special tooling and our C-frame press get you past the hub assembly, so you can do the job quickly and professionally without damaging other parts.
- Includes everything needed for removal and replacement.



5081
S-Cam Air Brake Spring Tool

- Eliminate makeshift, unsafe methods of unhooking and reconnecting retaining springs when replacing brake shoes on heavy-duty tractors and trailers.
- Simply hook the retaining spring loop and press down. Lever action against the axle makes the job a snap!

314548 – Replacement hook kit.



5080
Truck Front Leaf Spring, Pin, and Bushing Service Set

- Delivers 10 tons of hydraulic force to remove and install truck front spring eye bushing assemblies quickly and easily.
- Services bushings with diameters from 1-1/4" through 1-7/8", and pin diameters from 7/8" through 1-1/8". Handles all popular OE and aftermarket components, including Horton pin and bushing assemblies.
- Service bushing assemblies, in many cases, without removing leaf spring hangers and spring assemblies from the vehicle.
- All accessories are included except the hydraulic hand pump and hydraulic hose which must be purchased separately.



5085
Hub Oil Seal Puller

- Eliminates bearing and hub damage that can occur when a punch and hammer is used to remove the seal.
- Extra long 28" handle provides leverage, unique pulling head design quickly and easily removes the seal in one piece.
- Built from the highest quality heat-treated steel.
- Removes hub seals on trailer and truck axles, including truck steering axles.



Slack Adjuster Pullers

These pullers will yank even the most corroded slack adjuster off the S-cam— and do so in just a fraction of the time needed with "heat and beat" methods. Plus, they won't damage components. Both pullers have a rugged forcing screw and cast steel body. Puller No. 5055 fits many manual types, and the No. 5056 works on Rockwell, Haldex, Gunitex, and Bendix automatic adjusters.

5055 – Manual slack adjuster puller.

5056 – Automatic slack adjuster puller.



5054
Air Brake Service Kit

This kit has the tools needed to remove slack adjusters and push-rod clevis pins used in the S-cam brake systems of class 7 and 8 vehicles.

- Works on manual or automatic slack adjusters.
- Includes Nos. 5055 and 5056 slack adjuster pullers, 5057 brake clevis pin press, and a plastic storage case.



5057
Clevis Pin Press

Removing corroded clevis pins from a brake air-chamber push rod can be a maddening and time-consuming task— unless you're using our clevis pin press. This handy screw-operated tool applies the force just where it's needed. The pin is easily removed from its hole without damaging nearby components.



7077
Axle-Stud Cone Pliers


Now you can easily remove the tapered cone from studs used on the rear axles of medium and heavy-duty trucks. This specially designed tool gives you the leverage needed to expand the cone and remove it from the stud for axle removal.



**4592
Truck Brake Spring Pliers**

• Designed to remove and install the brake shoe return springs on medium-duty and heavy-duty drum brakes.

4592-1 – Replacement tip.



**7069A
Heavy-Duty Brake Spring Pliers**

Save time and effort when removing and installing return springs on the brake shoes of heavy-duty vehicles. This specially designed pliers works for hydraulic wedge-type and "S" cam air brakes. Its 26-1/4" length gives you the leverage to do the job more easily, and the huge jaw opening accommodates even the widest brake shoes.

202621 – Wedge-type replacement tip

204141 – "S" cam replacement tip



Positioned for bearing installation.



Positioned for main shaft timing.



Transmission Timing Block Sets

These sets enable one-man installation of front and rear countershaft bearings on Fuller twin-countershaft transmissions. The set positions the upper countershaft, yet lets you slide it aside to insert the main shaft. When the main shaft is in place and timing marks line up, turn the tool vertically to engage and position the countershaft to main shaft.

7108 – Timing block set for Fuller RTO 610/613 transmissions.

7109 – Timing block set for Fuller RT and RTO 910, 915, 9513, 12509, 12510, 12513, and 12515 transmissions.



**5063
Timing Tool**

• Designed to support the main-case upper countershaft during transmission assembly and timing.
• Works on Eaton® Fuller® 2 Series Roadranger® transmissions.

Truck Transmission Bearing Service Set

The set is designed to help you remove input shaft bearings and countershaft bearings, in both the main and auxiliary boxes of heavy-duty Fuller transmissions. It will also remove end yokes from 1600/1610-1810 series transmissions. The puller delivers 10 tons of mechanical power—essential force for working on big gearboxes.

• Works on Fuller twin-countershaft transmissions: 125, 600, 660, 900, 9500, 1100, 12500, 12600, 13000, 14600, 15600, and 8600 series, 910-913, 915, and 9513.

7070A – Truck transmission bearing service set

7075 – Transmission output shaft end yoke remover only

7207 – Collet only



**7462
Hydraulic Brake Spring Tool**

Here's a tool to remove and install the return springs in Lucas Girling hydraulic brake systems. The tool's machined tip cradles the return spring securely, and its sliding fulcrum gives you all the leverage needed to do the job. A knurled handle helps prevent slipping.

• Works on 1984 to current Ford F600, F700, and F800 series having Lucas Girling hydraulic brakes.



Similar to Ford 206-D005 (D90T-2588-A)

**5072
Lucas Rear Brake Adjusting Tool**

If you're working on a lot of medium-duty hydraulic brake systems, you need our adjusting tool. It enables you to easily adjust Lucas Girling hydraulic brake systems (popular in Ford F700, F800, and F900 series). The tool's offset design and extra handle length get the job done quickly.



**205776
Bearing Puller Set**

This puller set, designed for use with our No. 7070A transmission service set (sold separately), is designed to remove front countershaft and input shaft bearings on Fuller RT, RTO 610/613 twin countershaft transmissions.



**5051
Bearing Puller Set**

When teamed with our No. 7070A puller, this puller set will remove front and rear countershaft bearings from the main case of Eaton® Fuller® 2 Series Roadranger® transmissions.
• Includes pulling collet, sleeve, and a pair of puller legs.

**5064
Countershaft Pushing Tool**

Replacing rear countershaft bearing snap rings in Eaton Fuller transmissions. With this tool, you can easily move the countershaft rearward to expose the snap ring.

• Works on Eaton® Fuller® Roadranger® transmissions (series 2, 5, 6, and 7).



**5065
Countershaft Bearing Driver**


• Eases the task of installing a main-case countershaft bearing.
• Works on Eaton® Fuller® 2 Series Roadranger® transmissions.



**5066
Bearing Driver**

This tool is designed to install the bearing on 2" diameter input shafts used in Eaton® Fuller® Roadranger® transmissions.





1982M 70 mm Hex Socket

Attach this heavy-duty socket to your 3/4" drive ratchet or breaker bar, and you'll be able to easily remove the end-yoke locknut on Eaton® Fuller® 2 Series Roadranger® transmissions.



5040 Cummins® Injector Remover/ Installer

This is our best tool for removing or installing fuel injectors on Cummins L10 and N14 Select electronically controlled engines. The large slide hammer and pin-type pulling adapter easily—and safely—handle injector jobs.

- Includes storage case.
- Two installing adapters help prevent damage to an injector's electronic solenoid.



5042 Cummins® Injector Puller

This helpful puller will handle a variety of injectors found in Cummins engines: mechanical L-10, PDT, and PTD top-stop 855NH. Its two-jaw design firmly grips the injector while it is being removed by the slide hammer.

- Includes storage case and special adapter for pulling STC injectors.



5062 Auxiliary Countershaft Shim Tool

When you're working on Eaton® Fuller® 2 Series Roadranger® transmissions, this tool holds the auxiliary countershaft in place while you set the bearing end play.

- Includes a support strap for .100 and .125 shim settings, and metric and standard mounting bolts.



7455 Mack Fuel Injector Nozzle Tool

Here's a handy tool for removing or installing injector nozzles on Mack E-6 4 VH and E-9 4 VH four-valve engines. The puller threads directly into the nozzle holder, and mechanical screw power does the pulling while a cylindrical guide holds the injector steady.

- Includes gauge to ensure correct injector depth during installation.



Cummins® Fuel Injector Puller Adapter

When combined with our No. 5028 injector puller or a slide hammer with a 1/2"–20 threaded shaft, this adapter gives you an easy, damage-free way to remove fuel injectors from Cummins B and C series engines.

217793 – Cummins fuel injector puller adapter for B and C series engines with 12 mm x 1.5 injector threads.

215844 – Cummins fuel injector puller adapter for B and C series engines with 14 mm x 1.5 injector threads.



7117 Caterpillar Fuel Injector Nozzle Puller

We've designed this nozzle puller to remove pencil nozzles on Cat engines. The tool applies straight, even pulling power through a bridge assembly and mechanical forcing screw. The job is done quickly—and without damage.

- Works on Caterpillar 1100/3208 diesel engines.



7121 Fuel Injector Nozzle Puller

We've designed this puller to remove the pencil-type fuel injector nozzles used in many agricultural and construction engines. The slide hammer action gives a straight, even pull without damaging components.

- Works on Case, Caterpillar, GM, John Deere, Waukesha, and White diesel engines.



7458 Bosch Nozzle Socket

Removes or installs injector nozzles. You use the inner socket to hold the nozzle stationary, and the outer socket to loosen or tighten the nozzle's gland nut.

- Works on Bosch KDEL 21 mm injector nozzles used in John Deere engines.



218163 Ford Fuel Injector Puller Adapter

Designed to work with the No. 5028 slide-hammer puller, this adapter removes injectors from Ford 6.6L and 7.8L diesel engines without damage.

- Slide-hammer threads are 1/2" x 20. Threaded end for injector is 14 mm x 1.5.



5024 Injector Sleeve Set

Here are the ideal tools for removing and installing the injector sleeves of International DT466 engines. The removing tool threads onto a slide hammer with 5/8" - 18 threads to remove sleeves quickly. The installer seats new sleeves equally fast, without damage.

Similar to Ford 303-230(T83T-9396-A)



Diesel Fuel Line Wrenches

Fuel line nuts are often hard to reach, but these unique 3/8" square-drive tools solve that problem. With them, you can loosen or tighten fuel lines at the fuel injector nozzle or fuel injection pump without damaging the nut.

7453A – Fuel line wrench, 2.6" long. For International DT466 and 9L diesel engines. Fits 19 mm fuel line nuts.

7460 – Fuel line wrench, 2.6" long. For International 6.9L and 7.3L diesel engines. Fits 5/8" hex nut.



Similar to Ford 303-228 (T83T-9000-C)

7461 Fuel Injector Pump Rotating Tool

Maximum fuel economy requires precise injector timing. The tool securely grips the front of the fuel injection pump so you can rotate it while fine-tuning the system.

- Works on Stanadyne rotary fuel pumps found on International's 6.9 and 7.3 liter engines.

NOZZLE TESTERS HEAVY DUTY TOOLS & EQUIPMENT

4201

Nozzle-Tester Adapter Set

This is our universal adapter set for testing injection nozzles on the most popular automotive, agricultural, and construction diesel engines. The set has 17 adapters that connect to our No. 4200 Nozlrater testing unit.

- Includes handy metal storage box.
- 23622— used on 1989–95 Cummins 5.9L, 1983–94 Ford 6.9L and 7.3L.
- 23623— used on 1996–2000 Cummins 5.9L and Navistar 6.6L and 7.8L.



Adapter No.	Description	I.H. Truck	I.H. Farm Construction	John Deere	Oliver & Allis	Waukesha	Case, Ford Tractor, Massey, & Perkins	White	Mack	Caterpillar Pencil Nozzles	Deutz	GM Autos	VW, Audi, & Mercedes Autos	Mercedes & Magaris Truck
36352	Fuel line assembly, 9/16"–18 R.H. thd. with 24° on pipe.	•	•	•	•	•	•	•	•	•	•	•	•	•
23622	Adapter nut, 12 X 1.5 mm internal R.H. thd. to 1/2"–20 internal L.H. thd.	•		•	•	•	•	•			•	•	•	
23623	Adapter nut, 14 X 1.5 mm internal R.H. thd. to 1/2"–20 internal L.H. thd.	•	•	•	•	•	•		•		•			•
23624	Adapter nut, 18 X 1.5 mm internal R.H. thd. to 1/2"–20 internal L.H. thd.		•		•	•	•							
201917	Adapter nut, 9/16"–18 internal R.H. thd. to 1/2"–20 internal L.H. thd.	•	•	•	•	•	•	•				•		
23626	Adapter nut, 5/8"–18 internal R.H. thd. to 1/2"–20 internal L.H. thd.	•	•		•	•	•							
201912	Adapter nut, 3/4"–16 internal R.H. thd. to 1/2"–20 internal					•								
201913	Adapter nut, 9/16"–24 internal R.H. thd. to 1/2"–20 internal L.H. thd.	•	•											
23693	Straight adapter, 1/2"–20 external L.H. thd. (Ermeto 24° & 90° seat) to 9/16"–18 external R.H. thd. (E201917°).	•	•	•	•	•	•	•				•		
23692	Straight adapter, 3/8"–24 external R.H. thd. to 9/16"–18 external R.H. thd. (internal Ermeto 24°).	•	•											
23617	90° adapter, 9/16"–18 external R.H. thd. (Ermeto 24°) to 9/16"–18 internal R.H. thd. (Ermeto 24°).	•	•	•	•		•		•		•	•	•	•
23621	Straight adapter, 9/16"–18 external R.H. thd. (Ermeto 24°) to 1/2"–20 external L.H. thd. (60° seat).	•	•	•			•	•	•		•	•	•	•
208370	Banjo adapter, 9/16"–18 external R.H. thd. (24° seat).		•	•										
201916	Adapter, 9/16"–18 external R.H. thd. to 9/16"–18 internal R.H. thd. ferrule.			•										
208369	90° adapter, 9/16"–18 external R.H. thd. to 9/16"–18 internal R.H. thd.	•												
38279	Straight adapter, 14 X 1.5 mm external R.H. thd. (Ermeto 60°) to 9/16"–18 external R.H. thd. (internal Ermeto 24°).			•										
43468	Straight adapter, 1/2"–20 external R.H. thd. (Ermeto 24°) to 9/16"–18 external R.H. thd. (internal Ermeto 24°).							•						
Additional Accessories Available (not included in 4201 Set)														
44026	Straight adapter, 9/16"–18" R.H. thd. (Ermeto 24°) to Caterpillar 1100 & 3200 series pencil nozzle.									•				
201920	Adapter nut, 14 X 1.5 mm external thd. to o"–18 internal R.H. thread													Connects OTC 4200 Nozlrater to other fittings used in the industry.



Nozzle Tester Manifold/Adapter Sets

These adapter sets expand our No. 4200 Nozlrater to troubleshoot a wide range of diesel engine injector nozzles.

4202 – Adapters for servicing Audi, GM, Mercedes- Benz, Nissan/Datsun, Toyota, and VW Rabbit diesel engines.

4203 – Manifold/adapter set. Tests Caterpillar high- and low-pressure, capsule-type nozzles, and high-pressure, pencil-type nozzles on 1100 and 3200 series engines. Complete with Nos. 39870 and 206168 adapters, low-pressure gauge (up to 1,000 PSI), cap plug and mounting brackets.

No. 4202 set includes:

Adapter No.	Description	Chevy Chevette & GM 1980 and newer C.A.V. nozzles	GM 1979 & newer pencil nozzles	GM 1978 pencil nozzles	Nissan, Toyota, and VW Rabbit Diesels	Audi & Mercedes-Benz
36352	Fuel line assy., 9/16"-18 R.H. thd. with 24° on pipe.	•	•	•	•	•
23617	90° adapter, 9/16"-18 external R.H. thd. (Ermeto 24°) to 9/16"-18 internal R.H. thd. (Ermeto 24°).	•	•	•	•	•
23621	Straight adapter, 9/16"-18 external R.H. thd. (Ermeto 24°) to 1/2"-20 external L.H. thd. (60° seat).	•	•		•	•
23622	Adapter nut, 12 X 1.5 mm internal R.H. thd. to 1/2"-20 internal L.H. thd.	•			•	•
201917	Adapter nut, 9/16"-18 internal R.H. thd. to 1/2"-20 internal L.H. thd.		•	•		
23693	Straight adapter, 1/2"-20 external L.H. thd. (Ermeto 24° & 90° seat) to 9/16"-18 external R.H. thd. (Ermeto 24°).			•		

4200

Nozlrater Diesel Injector Nozzle Tester

Here is the ultimate tool for diagnosing a number of problems that affect diesel fuel injector nozzles. The Nozlrater tester enables you to check for leakage, pop-off pressure, spray pattern, and chatter. This tool will accommodate a wide range of injectors. We also offer adapters so you can troubleshoot nozzles used in popular automotive, agricultural, and construction engines. Nozlrater features a rugged, lightweight reservoir that holds 7/10 of a gallon of fuel. It is equipped with a replaceable 2-micron filter. The large, dual-scale, high-pressure gauge is protected by a guard and includes an indicator needle to record maximum pressure reached. The tester is light enough to be easily carried for field use. Or you can bench-mount it, using the holes in its base.

• Not designed for Cummins or Detroit injectors.

17169 – Replacement filter.

11565 – Gauge.



Specifications

Overall width	5-3/4"
Overall length (includes handle)	26"
Overall height	11-1/4"
Weight (empty)	15 lbs., 10 oz.
Max. pressure	5000 PSI (350 bar)
Max. reservoir cap.	.692 gal. of diesel fuel (160 cu. in.)
Usable reservoir cap.	.628 gal. of diesel fuel (145 cu. in.)
Outlet port	For 3/8" tube
Gauge	Calibrated 0-5000 PSI (350 bar) Has 3-1/2" dial face with maximum reading indicator needle.
Gauge connection	1/4" NPT internal
Stroke of 1/2" dia. piston	3/4"
Volume per full stroke	.147 cu. in. (2.4 cc)
Intake filter	2 micron

208629

Calibration Fluid

- For use in diesel injection pump testers and injector nozzle testers.
- 1 gallon



Davco Diesel Filter Wrenches

- Found on Caterpillar, Cummins, Detroit Diesel, International, Mack, Mercedes-Benz, Volvo and other engines.
- Durable, stainless steel construction.
- Precise, laser-cut angles.
- Opens vent cap also.
- Soft, ergonomic handle.

6914 – Fits Davco Diesel filter models, 232-233-234.

6915 – Fits Davco Fuel filters 382 & 384.



6916

Duramax Water Sensor Wrench

- Used to remove and install the water sensor on the fuel filter.
- Works on 2001 and Newer 6.6L Duramax Diesel found in Chevrolet and GMC Trucks and Vans.
- 3/8" square drive hole.

OIL FILTER CRUSHERS / FLUID RECEIVERS HEAVY DUTY TOOLS & EQUIPMENT



1821 10-Ton Capacity, Air-operated Automotive Oil Filter Crusher

- Crushes up to four automotive filters (3-7/8" dia. x 9" high) at one time, in approximately 20 seconds. Engineered and built for dependable operation. Covered by OTC Lifetime Marathon Warranty®.
- 100% air operation eliminates electrical connections. Generous size of crushing chamber easily accommodates the largest automotive spin-on filters.
- Includes mounting stand. No wall mounting or time consuming installation required.



1877 25-Ton Capacity Heavy-Duty Oil Filter Crusher

- Handles the big filters (up to 6" dia. and 12-1/2" long) found in trucks, construction equipment, farm implements, etc. May also be used for automotive and light truck filters. It does it all!
- Crushes filters to 1/4 of original size, removing up to 95% of filter's oil capacity. Automatic cycle feature: load the filter, push a button, and walk away.
- Air/hydraulic pump works on standard shop air (requires 9 CFM at 100 psi). Special valving returns ram automatically at the end of each cycle. No electrical connections needed.
- Built-in floor stand (completely assembled). Whole unit requires just 5 square feet of floor space.
- Covered by OTC Lifetime Marathon Warranty®.



Shipped assembled

1896 25-Ton Capacity High-Speed Heavy-Duty/Automotive Oil Filter Crusher

- Automotive and heavy-duty filters up to 15-1/4" long and 6" diameter are crushed in approximately 8 to 16 seconds. Filters are reduced to 20% of original size, with 95% of residual oil removed.
- Automatic cycle feature lets you load the filter, push a button, and walk away.
- Powered by 2 hp electric/hydraulic pump, 230 volt, 20 amp, 60 cycle, single phase, 3,450 rpm. Has a 2-gallon reservoir.
- Built-in, heavy-duty floor stand with leveling pads is designed to accept a 30-gallon drum for oil drainage. Comes assembled. Covered by OTC Lifetime Marathon Warranty®.



SEE PAGE 35
FOR OIL FILTER
WRENCHES

Oil Filter Crusher Comparison Chart

No.	Tonnage	Pump	Crushing Time	% Oil Removed	Filter Size	Stand Dimensions
1821	10-ton	Air	20 Seconds	95%	Chamber: 8" x 8" x 9" H.	18-1/2" W x 24" D x 63-1/2" H
1877	25-ton	Air/Hyd.	80 Seconds	95%	6" Dia. - 12-1/2" Long	18-1/2" W x 30" D x 74-1/2" H
1896	25-ton	Elec./Hyd.	16 Seconds	95%	6" Dia. - 15-1/4" Long	27" W x 30" D x 78" H

Note: Crushing times are approximate; crushing times may vary depending on air pressure available, size of filter, type of filter, etc.

Transfer Tankers

- Draining oil from a large displacement engine and getting it to your bulk storage container is a snap with OTC's Transfer Tankers.
- Used oil is collected in a reservoir, and then rolls smoothly on 4" free-wheeling casters to your storage location.
- Pump moves five gallons a minute through the 8-foot transfer hose to the a 15-gallon reservoir.
- Handle is removable for easy storage.
- Screen attached to reservoir allows assembly to be stored on its side.
- Can also be used for transferring antifreeze.

5077A – Low profile Transfer Tanker is only 7-1/2" from floor to top of reservoir. Comes equipped with an electric pump (No. 528093).

5097 – Low profile Transfer Tanker is only 7-1/2" from floor to top of reservoir. Comes equipped with a pneumatic pump (No. 529966).



1577 Low Profile Fluid Receiver

- Designed for receiving waste fluid during a wide range of repair jobs.
- Fluid capacity: 7.5 gallons.
- Constructed of polyethylene plastic for heavy-duty use—yet, only weighs 13 pounds.
- Low profile, only 5" high, it easily slides under passenger cars.
- Designed with four casters to provide efficient maneuverability.
- Suitable for cooling system repair jobs—can be used for antifreeze.
- Includes splash screen to prevent spillage and splashing.
- Two-year warranty.




1740 tooling setup for end bushing installation.

**1740
Basic Tooling Set**

This is the basic tooling set for servicing center and end beam bushings. It does not include the hydraulic pump or gauge. If you are already equipped with hydraulics, you can be replacing bushings right away! (Does not include tooling for hanger tube or end plug adapter removal.)

For 340 thru 450 Series Hendrickson Suspensions

Item No.	Description	Item No.	Description
A 44119	Receiving tube	L 302026	Installing adapter
B 51678	80-ton cylinder	M 302027	Removing adapter
C 51695	Jack cart	N 302028	Hex nut
D 206457	Press adapter	O 302029	Speed nut
E 206459	Clamp plate	P 302030	Removing adapter
F 9780	Hydraulic hose	Q 302031	Installing adapter
G 302018	Spacer (2)	R 302032	Removing adapter
H 302019	Receiving adapter	S 302401	Spacer ring (3)
J 302021	Receiving adapter	T 42052	Inst. adapter clamp
K 302023	Pulling screw		



HENDRICKSON SERVICE SETS WITH HYDRAULICS


FOR 340 – 450 SERIES HENDRICKSON SUSPENSIONS

**1742
Basic Tooling Set with hydraulics (Hydraulic pump 4031)**

The preferred method for servicing center and end beam bushings. You get the complete No. 1740 basic set, plus OTC's No. 4031 two-stage electric/hydraulic pump with remote hand switch, a No. 9654 pressure gauge, hose half coupler, and 80-ton single-acting ram. (Tooling for hanger tube or end plug adapter removal not included.)

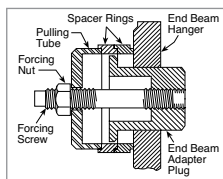
**1741
Basic Tooling Set with hydraulics (Hydraulic pump 4062)**

The method Hendrickson recommends for suspension service. You get the No. 1740 basic set, plus OTC's No. 4062 two-stage electric/hydraulic pump with remote hand switch, a No. 9653 pressure gauge, hose half coupler, and 80-ton single-acting ram. (Tooling for hanger tube or end plug adapter removal not included.)



**1746
R400 Center Bushing Adapter Set**

For R400 series Hendrickson suspensions having center bushing No. 49400 or field service center bushing No. 49600. Used with OTC's No. 1740 suspension tool set, these adapters let you remove and install the new style R400 center bushings on Hendrickson suspensions. Set includes one No. 310248 removing adapter and one No. 310249 installing adapter.




**1745
End Bushing Adapter Puller Set**

Set contains everything needed to remove end bushing adapter plugs in 380 thru 440 series suspensions. The plugs have to be removed prior to end bushing replacement. The set is complete in a handy plastic case. For use with 1740 series tooling sets (order separately).



Item No.	Description
A 207025	Spacers (3)
B 302592	Screw (7/8"-14)
C 302593	Screw (15/16"-12)
D 207027	Screw
E 207026	Plug gauge
F 207030	Hand tap (7/8"-14)
G 207031	Hand tap (15/16"-12)
H 207039	Nut assembly
I 302595	Receiving cup

BUSHING SERVICE HEAVY DUTY TOOLS & EQUIPMENT



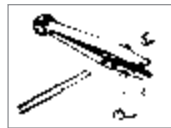
1743 End Bushing Hanger Tube/RU Series Center Bushing Service Set

Required for servicing RU340 series center bushings. The long puller screw is used to remove the beam cross tube. The 1743 also removes end bushing hanger tube assemblies. For use with 1740 tooling (order separately).

Item	No.	Description
A	25417	Nut
B	206455	Removing adapter
C	302015	Receiving adapter
D	302119	Special screw
E	302023	Pulling screw



Hanger tube removal with No. 1743 set.



Cross tube removal with No. 1743 set.

1744 Bronze Center Bushing Service Set


Designed for replacing bronze center bushings on 340, 380, 440, and 460 Hendrickson suspensions. Also installs bronze center bushing grease seals. For use with 1740 series tooling set (order separately).

For 340, 380, 440, & 460 series suspensions.

Item	No.	Description
A	28536	Installing adapter
B	28538	Installing adapter
C	302024	Removing/installing adapter
D	302025	Removing/installing adapter



Installing center bushing with No. 1744 set.




Removing center bushing with No. 1744 set.

1763 Center and End Bushing Service Set

This set is required for bushing service on 500 and 700 series heavy-duty suspensions. It is intended for use with a 100-ton capacity shop press. It allows replacement of center and end bushings.

For 500 & 700 series suspensions. Use with a shop press.

Item	No.	Description	Item	No.	Description
A	208350	Adapter	C	28541	Adapter
B	208349	Adapter clamp			

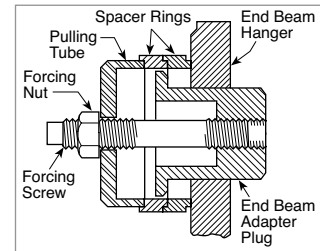



1764 Center and End Bushing Tool Set

This set is the answer for replacing center and end bushings on Hendrickson 340 and 380/440 series suspensions. The 1764 is for use with a 100-ton or larger hydraulic press. The press plate sits on the press bolster to provide a level, cradle-like surface for the beam to rest on during pressing.

For 340 and 380/440 series suspensions. Use with a shop press.

Item No.	Description	Item No.	Description	Item No.	Description
A	51100	Press plate	D	302030	Removing adapter
B	302032	Removing adapter	E	42052	Inst. adapter clamp
C	302031	Installing adapter	F	206459	Clamp plate
			G	206457	Press adapter
			H	302027	Removing adapter
			I	302026	Installing adapter



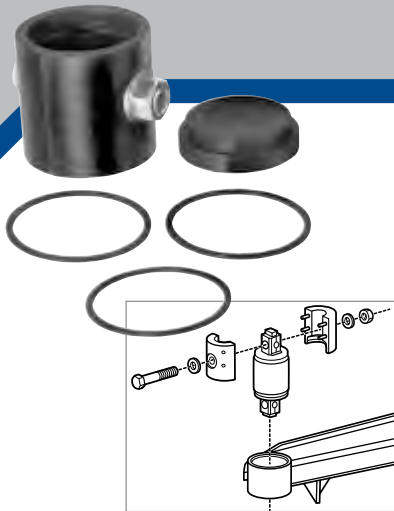
1748 End Bushing Adapter Puller Set for Hendrickson Truck Suspensions

This set contains everything needed to remove end bushing adapter plugs used on 400 series and the larger 460–520 series suspensions. The plugs have to be removed prior to end bushing replacement. The set is complete in a handy plastic case. For use with 1740 series tooling sets (order separately).

For servicing the 400 and larger 460–520 series suspensions.

Item	No.	Description
A	207025	Spacers (3)
B	302592	Screw (7/8"–14)
C	302593	Screw (15/16"–12)
D	207027	Screw
E	207026	Plug gauge
F	207030	Hand tap (7/8"–14)
G	207031	Hand tap (15/16"–12)
H	207039	Nut assembly
I	302595	Receiving cup
J	*221378	Hand tap (M30 x 2)
K	*313342	Screw (M30 x 2)

*For use on 460–520 series adapter plugs (can be purchased separately and used with set No. 1745).



**1757
Hendrickson Bar Pin Adapter Set**

Servicing bar pin end bushings used on Hendrickson equalizing beam tandem truck suspensions requires the use of special tooling. OTC's No. 1757 adapter set is used with the beam removed from the truck, and in conjunction with OTC No. 51100 press plate and a 100-ton hydraulic shop press.

The 1757 set, which replaces the No. 1747 set, includes an adapter for installing bushings in older forged beams as well as the fabricated beams introduced in 1999.

To remove bushings, use OTC's previously introduced No. 302030 removing adapter and No. 206457 press adapter, both of which may be ordered separately. Reinstall bushings following procedures recommended by the suspension manufacturer.

**1767
Hendrickson Primaax Quick Alignment Socket**

- Hendrickson – Approved tool.
- Used to adjust axle alignment on the Primaax air suspension.
- Works on Primaax models 230, 460, and 690 rear suspensions.



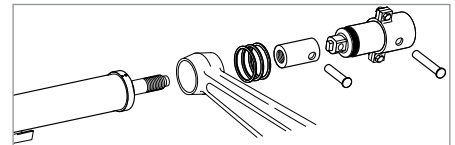

**1768
Hendrickson PRIMAAX® Quick Wrench**

- Hendrickson - Approved tool.
- Used to torque cross tube end cap bolts and longitudinal torque rod top pad bolts.
- Reduces maintenance time by eliminating the need to remove the tires to gain access to the end cap bolt.
- Use with the following Hendrickson PRIMAAX suspensions:
 - Type A - PAX 230/460/690 and FMX 240/480 with 8-1/2" ride height
 - Type B - PAX 230/460/690 with 10" ride height.

**1749
Hendrickson Suspension Bar Pin End Bushing Adapter Set**

Extend your No. 1741 and No. 1742 bushing service equipment sets. You can now remove and install worn end bushings on the Hendrickson new style bar pin end bushings without removing the equalizing beam from the vehicle. The No. 1749 works in conjunction with OTC's No. 1741 and No. 1742 80-ton portable service equipment to do the job quickly, using procedures recommended by the manufacturer.

Item	No.	Description
A	314557	Receiving tube
B	49050	Installer
C	314556	Receiving adapter
D	314558	Pin
E	314559	Pin



Freightliner Rear Suspension Tool

- Removes and installs single-wrapped FAS II Airliner Freightliner Rear Suspension bushings in a fraction of the time of traditional methods.
- Saves an average 45 minutes per bushing (4 per vehicle) on flat rate of 1.5 hours per bushing.
- 15 ton Capacity cylinder

4244 – Freightliner Rear Suspension Tool

4245 – Freightliner Rear Suspension Tool Master Kit includes 2510A Air/Hydraulic Pump.



Hydraulic Flow Testers

50 and 75 GPM hydraulic oil flow testers accurately measure oil flow, temperature, and pressures against manufacturers' specifications.

Troubleshoot hydraulic circuits and isolate faulty components on mobile equipment, machine tools, fork lifts, agricultural and industrial tractors, and equipment (open or closed) hydraulic systems with capabilities up to 75 GPM at pressures to 5,000 PSI. Models include features such as an automatic pressure compensating load valve that lets you increase flow without affecting the pressure settings. Temperature flow and RPM readings are displayed in metric or English, and accurate to within plus or minus 2% of full scale. Each tester is protected by a safety disc, which ruptures automatically if pressures exceed the upper limits.

4221 – 75 GPM hydraulic circuit tester. Comes with two pressure gauges and three 9-volt batteries.

4235 – 50 GPM hydraulic circuit tester with single liquid-filled pressure gauge. Includes two adapter unions for 3/4" NPTF fittings.



POWER TRAIN LIFTS / TRANSMISSION JACKS HEAVY DUTY TOOLS & EQUIPMENT



5078 Air-Assisted 2,000 lb. Capacity High-Lift Transmission Jack... or Trucks & Buses

- Foot-operated air pump enables the operator to effortlessly raise the transmission into place.
 - Rugged, heavy wall tubing and oversized base for stability.
 - A dedicated adapter for Allison 500- and 600-series automatic transmissions is included.
 - Covered by OTC Lifetime Marathon Warranty®.
- Specifications:
- | | |
|--------------------------|----------------------------------|
| Min. height is 41-1/2" | Max. side tilt (side/side) – 14° |
| Max. height is 65" | |
| Max. forward tilt – 50° | Leg width – 46" |
| Max. backward tilt – 38° | |



5130 1,000 lb. Capacity DriveMaster™ Driveline Lift

- Low profile of 6" and a lift range: 24" to 30".
- Pivoting pump handle +/- 15° tilt in each direction
- Includes 553516 Differential Adapter
- ANSI/PALD

Specifications:

Overall Length – 43"	Min. Height – 6"
Overall Width – 30-1/4"	
Max. Height – 30"	



5019A 2,200 lb. Capacity Low-Lift Transmission Jack

- Special mounting adapter fits popular Eaton® Fuller® RoadRanger® transmissions used on nearly all Class 7 and 8 heavy-duty trucks. Mounting plate angle is adjusted with the turn of a wrench.
- Swiveling pump handle permits ease of operation in restricted working spaces. Fast-acting pump quickly raises lifting arm.
- Includes No. 49611 adapter for Eaton® Fuller® RoadRanger® transmissions (also available separately).

Specifications:

Min. height is 8-1/4"	Max. side tilt (either side) – 12°
Max. height is 36-1/2"	
Max. forward tilt – 15°	Overall length – 52"
Max. backward tilt – 20°	Overall width – 32-1/2"

Power Train Lifts

- These lifts will handle engine and transmission assemblies, gas tanks, drive axle assemblies, engine/transaxle assemblies, electric vehicle batteries, and more.
- Scissors-type design allows access to all four sides of a component.
- Two independent adjusting screws tilt the table ±15° side-to-side, or fore and aft. Can be operated manually or with non-impact air wrench.
- 20" x 32" table.
- 8" swivel casters provide enhanced mobility under heavy loads.
- ANSI/PALD compliant.

5285 Power train lift (1,650 lb. Capacity)

- Air / hydraulic operation – Foot control pump with hose allows movement around lift.
- Min. height is 31-1/2"; Max. height is 74-1/2".
- Footprint 33" wide x 48" long.

1595 Power train lift (2,500 lb. Capacity)

- Powered by a quiet, 110V electric/hydraulic pump.
- Smooth, steady lifting and lowering motion controlled by hand-held remote.
- A 30 ft. long retractable extension cord is mounted to the frame.
- Min. height is 29"; Max. height is 80"
- Footprint 31" wide x 50" long.

1522A

Heavy-Duty 2,000 lb. Capacity Low-Lift Transmission Jack...for Class 7 and 8 Trucks

- Includes No. 220492 adapter for Eaton® Fuller® RoadRanger® transmissions.
- Pump handle rotates 360° for operator convenience; ball bearing 3.5" diameter swivel casters provide easy positioning of jack.
- Safety overload system prevents use of jack beyond its rated capacity, and a safety bypass protects the hydraulic cylinder from damage.

Specifications:

Min. height is 6-7/8"	Max. side tilt (either side) – 11°
Max. height is 35-1/4"	Overall length – 43-1/2"
Max. forward tilt – 24°	Overall width – 26"
Max. backward tilt – 18°	

Accessories for 5019A / 5078 / 1522A Transmission Jacks and 5130 Driveline Lift

558382 – Auxiliary box adapter. Used with all.

561949 – Light duty transmission adapters. Used with all.

528150 – Eaton® "Lightning" adapter. Used with the No. 5019A transmission jack.

543284 – Roadranger transmission Model series FRO-11210C to FRO-18210C that is equipped with an internal cooler. Used with the No. 5019A transmission jack.

49611 – Eaton® Fuller® RoadRanger® auxiliary housing adapter. Bolts directly to the countershaft bearing caps to provide a stable platform for removing and installing the auxiliary housing.

553516 – Differential Mounting Adapter. Mounts easily using existing bolt patterns. Fits the most common differentials currently in use on Category 7 and 8 Heavy Duty Trucks. Including: Eaton, Fuller, Rockwell, Meritor, Spicer, International, and Mack. For use on OTC (5019A – 553516 requires 565188 adapter) 5078 and Stinger 1522A Transmission Jacks.

314729 – Allison 500/600 series automatic transmission adapter used with No. 5078 transmission jack.

540231 – Eaton® Fuller® RoadRanger® transmission adapter

540232 – Mack transmission mounting brackets. Provides a stable platform for Mack T200 series transmissions.



5285 extended

Casters provide a 9-1/2" clearance on lower frame



5285 collapsed



1522A




558382

561949



553516



528150



540231



543284



49611



314729



540232



5018A
Truck Clutch & Flywheel Handler

- Replaces 14" & 15-1/2" clutch assemblies weighing up to 250 lbs.
- 13" low point enables access below side faring.
- Linkage raises load from horizontal to vertical position.
- 360 degree swivel head.
- Covered by OTC Lifetime Marathon Warranty®.

516160 – Optional flywheel handling attachment

515686 – Optional splined shaft, 1-3/4" dia. with 1-1/4" pilot

516159 – Optional splined shaft, 1-3/4" dia. with 1" pilot



5015A
Truck Clutch & Flywheel Handler

- Handles 14" and 15-1/2" clutch assemblies weighing up to 150 lbs.
- Lifting range of 9" to 37". Swivel casters provide easy maneuverability.
- Includes a 2" spline shaft with a 1-1/4" pilot to aid in alignment.

218174 – Flywheel handling attachment for use on No. 5015 and 5015A only.

48625 – Optional splined shaft, 1-3/4" dia. with a 1-1/4" pilot.

440533 – Optional splined shaft, 1-3/4" dia. with a 1" pilot. Needed for clutch service on some Navistar 466 series engines.

314386 – Optional 1-3/4" dia. alignment shaft extension. Used for 2-plate clutch of Navistar 466 series engine.



1520
10-Ton Capacity Lifting System (Includes two lifts)

- Mobile, tandem system is air-operated. This will handle your class 7 and 8 tractor lifting needs. No need to waste time re-blocking and making additional lifts for the clearance you need for under-vehicle service. Roll the system to the vehicle anywhere in the shop or outside on a level surface.
- Unique design provides lift from the tires, not the frame or axle members. Ideal for situations where limited ground clearance or a lack of clear access complicates lifting.
- Single controller operates both sides of the system for a smooth, level lift up to two full feet from the bottom of the tires to the ground. Units can double as support stands when retention pin is inserted.
- Covered by OTC Lifetime Marathon Warranty®.

Specifications:

Capacity – 10-tons (20,000 lbs.) (pair)
Air pressure – 150 psi
Lifting range – 0"-24"
Saddle width – 19-1/2" – 24" dia. rim sizes
Height – 53-1/4"
Width – 41-1/2"
Length – 39-1/2"



1591B
10-Ton Combination Air Lift & Support Stand

- 40" removable handle and 8' air hose.
- Covered by OTC Lifetime Marathon Warranty®.

Specifications:

Capacity – 10 tons (at 200 PSI air)
Minimum height (unpinned, no extension) – 18-3/4"
Maximum height (pinned in top hole, with extension) – 50-1/2"
Stroke – 10-7/8"



1590
10-Ton Air Lift

- Adjustable lifting saddles and an extra-wide stance for extra stability.
- Automatic mechanical safety catch engages in five height positions.
- Two large swivel casters and pneumatic tires make it easy to maneuver, even on loose gravel.
- Covered by OTC Lifetime Marathon Warranty®.

Specifications:

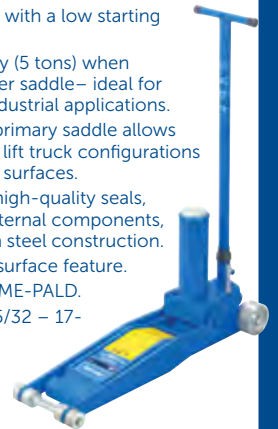
Capacity – 10 tons (at 200 psi air)
Air pressure – 100–200 psi
Lifting range – 13"–52"
Saddle spread – 29" – 41-3/4"
Saddle – 4" X 5-1/4"
Height – 67-1/2"
Width – 41"
Length – 36"
Distance from lift arm to floor support – 12-1/2"

572913 – Optional saddle set for 1590. Saddle – 4" X 5-5/8"



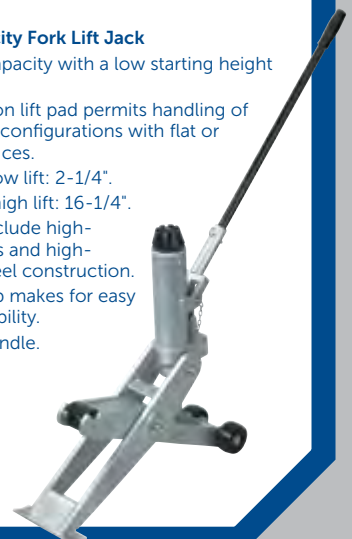
5214
4-Ton Capacity Fork Lift Jack

- 8,000 lb. capacity with a low starting height of 2-5/32".
- 10,000 lb. capacity (5 tons) when lifting from cylinder saddle– ideal for agriculture and industrial applications.
- Unique shape of primary saddle allows for handling of all lift truck configurations with flat or edged surfaces.
- Features include high-quality seals, chrome-plated internal components, and high-strength steel construction.
- Secondary lifting surface feature.
- Complies with ASME-PALD.
- Lifting Height: 2-5/32 – 17-15/16".



1540
4-Ton Capacity Fork Lift Jack

- 8,000 lb. capacity with a low starting height of 2-5/8".
- Two-position lift pad permits handling of all lift truck configurations with flat or edged surfaces.
- Minimum low lift: 2-1/4".
- Maximum high lift: 16-1/4".
- Features include high-quality seals and high-strength steel construction.
- Handle stop makes for easy maneuverability.
- 30" long handle.



UNDER AXLE JACKS HEAVY DUTY TOOLS & EQUIPMENT



Convenient and secure storage space for large adapter & saddle.



Maximum extended height

Saddle

Large adapter

5292 27.5-Ton Under Axle Jack

- Features class-leading 27.5 ton capacity
- Robust design with completely sealed piston.
- New lever design and pneumatic release valve for more precise release control.
- Power return allows lowering with no load.
- Includes two height adapters for flexibility.
- PALD compliant.
- Minimum retracted height (with saddle only): 8-1/4".
- Maximum extended height (with screw extended and large adapter): 21-3/8".
- Stroke: 4.9375".
- PSI range: 90 to 175.


5093B 3-Stage Under-Axle Jack

Three-stage lift capacity 20T, 35T, and 65-tons. Ideal for lifting loaded trailers, buses, and other Class 7 & 8 vehicles.

- Piston and cylinders are made from chromium molybdenum vanadium steel for durability and then liquid nitrided to prevent rust and seizing.
- Features a high load-approach speed.
- Air-driven cylinder with pressure control knob for maximum user safety.
- 4-position handle: horizontal, 45 degrees, vertical, or collapsed.
- 7-inch minimum height for low clearance vehicles.
- Comes complete with a 3-15/16 in. (100 mm) lifting extension.
- Complies with ASME / PALD test requirements.



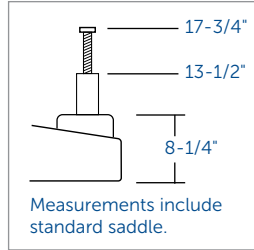

Single control switch, handy and easy to use.



4 positions: horizontal, 45 degrees, vertical, or collapsed for easier transport.



8-1/4" width for easy access to the lifting point.



1788B 22-Ton Capacity Under-Axle Jack

- Improvements include advanced seal ring material and one-piece air piston air pump
- Long 49-1/2" T-handle lets you easily position jack under vehicles with long overhangs.
- One pull of the handle activates the self-retracting 22-ton capacity ram without having to crawl underneath the vehicle.
- Jack has large rubber-tired wheels.
- Lifting range:
 - 3/4" saddle Max. height 17-3/4"
 - 1-15/16" saddle Max. height 18-15/16" 3-7/8" saddle Max. height 20-5/8"
- Cylinder stroke, 4-1/2"; extended screw length, 4-1/4"; PSI range, 90-145.

215009* – In-line oil lubricator.

Add to air line to meter precise flow of lubricant to air motor. Has 1/4" NPT fitting. *Not included, order separately. Prevents harmful contamination caused by moisture in the air line!

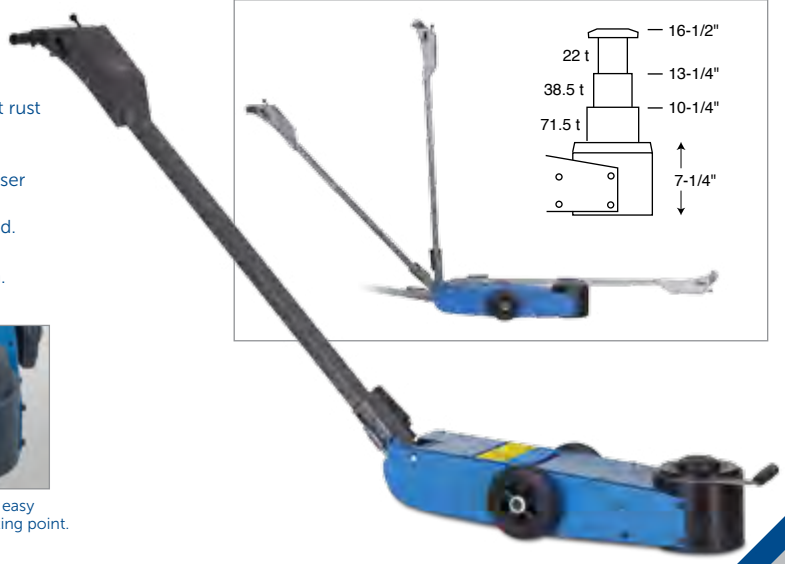
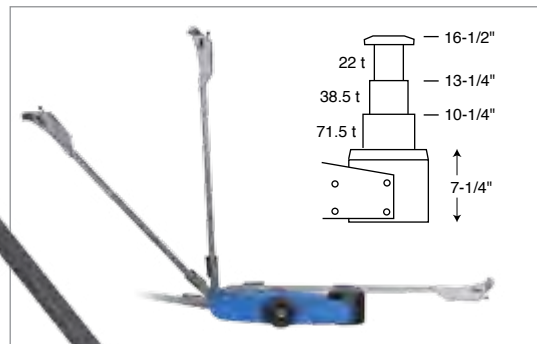


5110

6- & 10-Ton Capacity Air/Hydraulic Service Jack

- Huge steel front wheels are mounted in bearings for trouble-free service life. Rear swivel casters make spotting the jack easy.
 - Spring-loaded handle can be locked in three positions.
 - Covered by OTC Lifetime Marathon Warranty®.
- 5106** – 6-Ton Air/Hydraulic Service Jack. Lifting range 4-3/4" to 23-1/4", reach 87", 45" handle.
- 5110** – 10-Ton Air/Hydraulic Service Jack. Lifting range 6-3/4" to 26-7/8", reach 93", 47" handle.

Specifications	5106	5110
Capacity	6-ton	10-ton
Air pressure	90-175 PSI	90-175 PSI
Lifting range	4-3/4" to 23-1/4"	6-3/4" to 26-7/8"
Saddle dia.	7"	7-3/8"
Overall reach	87"	93"
Frame height	8"	10"
Handle length	45"	47"





5206

5210

6- & 10-Ton Heavy-Duty Service Jack

- Ergonomic handle for user comfort and easy mobility.
- Foot pedal for quick approach of the lifting saddle to load. Built-in tray for fasteners and tools.
- CE marked – ASME/PALD tested.
- Covered by OTC Lifetime Marathon Warranty®.

5206 – 6-ton HD service jack. Lifting range 6-11/16" to 22-13/16".

5210 – 10-ton HD service jack. Lifting range 6-11/16" to 23-13/16".

Specifications	5206	5210
Capacity	6-ton	10-ton
Min. Height	6-11/16"	6-11/16"
Max. Height	22-13/16"	23-13/16"
Overall length	87"	99-1/2"
Overall width	16-5/8"	16-5/8"
Handle length	39-3/8"	39-3/8"

5-Ton and 10-Ton Service Jacks

- A built-in safety overload prevents using the jack beyond its rated capacity.
- Convenient foot pedal speeds the lifting operation. Handle lock and release control are located on top of the handle. Handle can be locked into any position from vertical to horizontal.
- Both models have a spring-loaded 40" handle.

1505B – 5-ton service jack

1510B – 10-ton service jack

20-Ton Capacity Service Jack

- Low-profile stance and extended height add to versatility.
- Wheels and swivel casters feature internal bearings.
- Either the foot pedal or jack handle may be used for pumping action. Counter-balanced, spring-assisted handle has a three-position lock.

1512 – 20-ton service jack

Specifications	1505B	1510B	1512
Capacity	5-ton	10-ton	20-ton
Lifting range	6" to 22"	6-1/4" to 22"	7-1/2" to 24"
Saddle dia.	5-1/8"	6"	7-1/2"
Overall reach	47"	51"	97"
Frame height	7-3/4"	9-3/4"	10-1/4"
Handle Length	43"	43-1/4"	42"
Floor space	14-3/4" to 56"	18" to 60"	18-1/8" to 61-3/8"



1505B

1510B

1512

5-Ton and 10-Ton Air/Hydraulic Service Jacks

- Bring the versatility of air-assist operation to your shop's lifting tasks.
- Huge front wheels mounted in bearings provide trouble-free service life. Rugged steel frame members.
- Rear swivel casters make spotting the jack easy. Spring-loaded handle may be locked in three positions, from horizontal to vertical.

1507B – 5-ton air/hydraulic service jack

1511B – 10-ton air/hydraulic service jack

Specifications	1507B	1511B
Capacity	5 ton	10 ton
Air pressure	80–120 PSI	80–120 PSI
Lifting range	5-7/8" to 22"	6-3/8" to 22"
Saddle dia.	6-5/8"	5-3/4"
Overall reach	87"	90"
Frame height	8"	10"
Handle length	40"	45"



1507B

1511B

SEE ADDITIONAL PRODUCTS IN THE EQUIPMENT SECTION OF THIS CATALOG. PAGES 209 – 248.

ENGINE STANDS / ADAPTER PLATES

HEAVY DUTY TOOLS & EQUIPMENT

6000 lb. Revolver® Diesel Engine Stand

- 96-to-1 ratio worm and gear set rotates components 360°; handle locks in any position.
- Integral 12-ton jack raises the work to provide the swing radius needed for clearance. Two front wheels and two rear casters provide mobility.
- Universal adapter assembly permits use with a wide variety of mounting plates.
- Covered by OTC Lifetime Marathon Warranty®.

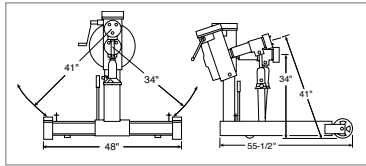


1750A – Revolver diesel engine stand with No. 205061 universal engine adapter assembly.

1750 – Engine stand without universal engine adapter assembly.

Revolver® Engine Adapter Plates

You can order only those plates you need for the engines you work on. The universal adapter assembly is required for mounting all plates to the stand.



205061 Universal Adapter Plate Assembly. Included with 1750A engine stand. (Must be used with all plates below.)

J-29109-J Adapter plate to accommodate adapters for Kent-Moore engine stand. Detroit Diesel

205058* For Detroit engines: 53 series in-line 6 cyl., 6V & 8V; 71 series in-line 6 cyl., 6V, 8V, & 12V; 92 series 6V & 8V; 8.2 liter V-8.

52871* For coach 6V and 8V series 71 Detroit Diesel.

218504* For Detroit series 60 in-line 6-cylinder engines.

Detroit Allison

208160* Allison transmission mounting plate for transmission Nos. AT500, MT600, MT 6-speed, VH, VS, and V730.

61373* Allison transmission adapter plate for transmission series HT-750, CLBT, HT-740D, CR/DR, and HT-750CT.

Cummins

205059* For Cummins engines: All NH, NTC, NTE, N14 855 series in-line 6 cyl; 378 series V6; 504, 555, & 903 series V8; KT 1150 series in-line 6 cyl., L10.

61405* For Cummins L-10 and M11 series engines. Plate attaches to the left side of engine for complete tear down.

218098 For Cummins "B" series 5.9L in-line 6 cyl. engines.

218099* For Cummins "C" series 8.3L in-line 6 cylinder engines.

Caterpillar

205060* For Caterpillar engines: Nos. 1673, 1674, 1693, 3306, & 3406 in-line 6 cyl.; Nos. 1100, 3208, and 3408 V8.

217687* For Caterpillar 3114, 3116, and 3176 in-line 6 cylinder and C12 engines.

Mack

205101* For Mack engines: All 672, 673, 675, & 711 series in-line 6 cyl.

206629* For Mack engines: V8 1000, E6, & E7 in-line 6 cyl.

528858* For Mack 865, and 868.

International Harvester

206386* For International Harvester engines: DT-466, DT-360, DT408, and 530 in-line 6 cylinder; DV-550, MV-404, MV-446, V304, V345, V392, 4-152, 4-196, 4-194; 9.0 liter and T444E V8; and Ford 6.9L, and 7.3L DIT.

528856* For IH300 & 400 Series.

528868* For International VT365.

Ford

61681* For mounting Ford 6.6L/7.8L engines.

206386* For Ford 7.3 engines.

Volvo

528853* For Volvo TD67 and TD71 engines.

John Deere

528859* For JD 400 and 500 engines.

528861* For JD Powertech 4.5L & 6.8L.

528863* For JD 8995 V6, must be used with 528859.



205061 – Universal Adapter Plate Assembly



52871 Detroit



205058 Detroit



61373 Allison



218099 Cummins



61405 Cummins



218504 Detroit



205060 Caterpillar



218098 Cummins



205059 Cummins



206629 Mack



217687 Caterpillar



205101 Mack



61681 Ford 303-DO61 (Same as D87T-6000-A)



528853 Volvo



206386 International Harvester, Ford



528861 John Deere



528856 IH



528859 John Deere



528863 John Deere



528868 IH

***NOTE: Must be used with 205061 univ. adpt. plate assembly. Each engine mounting plate includes all the necessary hardware and an engine application chart.**



1735B

1735B
2,000 lb. Capacity Heavy-Duty Motor-Rotor® Repair Stand


- Handles a wide variety of engines, transmissions, torque converters, and rear axles from trucks, tractors, and construction machinery.
- The 50:1 ratio gearbox allows full rotation of mounted unit with just a turn of the crank and locks in position. Easily maneuvered when loaded.
- To ensure engine stability in all positions, this repair stand is equipped with a positive-crank handle locking mechanism.
- Twin-post design, featuring laterally adjustable, 3 position outboard support; provides an extremely stable work-holding unit.
- Locking rear wheels anchor stand in position.
- Covered by OTC Lifetime Marathon Warranty®.

206391 – 6.0L and 6.4L Ford engine adapters. (Works with both the OTC 1735, 1735A and 1735B.)

206392 – Ford 6.7L Engine Adapter for 1735B HD Rotor Repair Stand.



1735B with engine



206391

206392



3- and 6-Ton Capacity Ratcheting Jack Stands

- Jack stands feature a formed steel frame for strength and long life, and rolled base edges that resist sinking into soft ground or asphalt.
- Recessed column saddle for acceptance of vehicle panel rail (pinch weld).
- Dual purpose handle serves as carrying handle and column release.
- Investment cast rack bar for long life strength.
- Covered by OTC Lifetime Marathon Warranty®.

1736A – Pair of 6-Ton Jack Stands. Height Range of 15-1/2" to 24-1/2".

1733A – Pair of 3-Ton Jack Stands. Height Range of 12-1/2" to 18-1/2".



1774B
10-Ton Capacity Ratcheting Jack Stands (pair)

- These ratcheting jack stands are highest quality steel and factory tested to ANSI PALD standards.
- The form-fit saddle design and 12" x 14" base ensures stability.
- Height range is 20" to 31-1/2".



5373

OTC Stinger 3-Ton, 6-Ton and 12-Ton Jack Stands

- Formed and welded steel base for strength; self-locking ratchet handle cannot be released under load. Durable baked enamel finish resists corrosion.
- Stands conform to ANSI PALD load rating standard; factory tested before shipment.

5372 Pair of 3-ton jack stands. Base: 8-1/4" x 7-1/2". Height range: 12" to 17-11/16".

5373 Pair of 6-ton jack stands. Base: 11-9/16" x 10-3/8". Height range: 15-5/8" to 23-11/16".

1784D Pair of 12-ton jack stands. Base: 12-1/8" x 10-7/8". Height range: 17-1/2" to 27-1/2".

1783
Heavy-Duty 20-Ton Capacity Adjustable Support (One only)

- Designed for the really big service jobs. Rugged steel construction, and large 15-1/2" square base will satisfy support requirements up to 40,000 lbs.
 - Features include 4-point adjustment. Height range is 15-1/4" to 24". Saddle diameter is 6".
 - Covered by OTC Lifetime Marathon Warranty®.
- Note: Recommend use in pairs.



1778B
12-Ton Capacity Low profile Jack Stand (One only)

- Spun steel base won't dig or sink into asphalt or sand.
 - Height range of 19" to 29-1/2".
- Covered by OTC Lifetime Marathon Warranty®.
- Note: Recommend use in pairs.



1779B
12-Ton Capacity High profile Jack Stand (One only)

- Spun steel base won't dig or sink into asphalt or sand.
 - Height range of 33-3/4" to 44-1/4".
- Covered by OTC Lifetime Marathon Warranty®.
- Note: Recommend use in pairs.



Extension Tubes for 1778B and 1779B Jack Stands

543751 – Extension Tube Height range of 19" to 29-1/2"

543752 – Extension Tube Height range of 33-3/4" to 44-1/4"

543751

543752



1780
22-Ton Capacity Jack Stands

- Height range is 13-7/8" to 19-7/8".
- Saddle size 3" x 3-3/4".
- Pin-style (non-ratchet) three positions, 3" intervals.
- Reinforced collar to meet newest ANSI PALD test standards.
- 11" flat base prevents sinking into the surface.

OTC 9300 STINGER SERIES BOTTLE JACKS GIVE YOU LIFTING RANGE FROM 2 TO 50 TONS.

- Forged base and cylinder to ensure strength and eliminate leaks.
- Chromed pump piston and ram for additional rust resistance.
- In-line design for increased ease of use in positioning and operation.
- Includes free seal kit with each unit to extend product life.
- ANSI/PALD compliant.



OTC 9300 Stinger Series Bottle Jacks

Cap. (tons)	Stroke	OTC No.	Retracted Height min.	Length of Screw Extension	Height with Screw Extension	Pump Strokes to Extend Piston One Inch	Saddle Dia.	Base Size	Carry Handle	Weight
2	4-5/8"	9302	7"	2-3/8"	14"	8	13/16"	4-5/16" x 2-9/16"	No	5 lbs.
3	4-1/2"	9303	7-1/2"	2-9/16"	14-9/16"	13	15/16"	4-9/16" x 2 7/8"	No	6.2 lbs.
5	4-13/16"	9305	7-13/16"	3"	15-5/8"	20	1-1/8"	5-3/16" x 3"	No	8.4 lbs.
8	4-15/16"	9308	7-13/16"	3"	15-3/4"	21	1-3/8"	6" x 3-9/16"	No	12.6 lbs.
12	6"	9312	9-3/8"	3-1/4"	18-5/8"	21	1-3/4"	6-9/16" x 4-3/16"	Yes	17.4 lbs.
12	3-11/16"	9314	7-1/16"	2-7/8"	13-5/8"	21	1-3/4"	6-9/16" x 4-3/16"	Yes	15.1 lbs.
20	6-7/8"	9320	10-5/8"	2-15/16"	20-7/16"	28	2-1/8"	7" x 4-11/16"	Yes	27.2 lbs.
20	3-7/16"	9322	7-3/16"	1-11/16"	12-5/16"	25	2-1/8"	7" x 4-11/16"	Yes	20.9 lbs.
30	6-5/8"	9330	11"	N/A	17-5/8"	41	2-1/2"	7-11/16" x 6"	Yes	41 lbs.
50	7-3/16"	9350	11-3/4"	N/A	18-15/16"	74	2-1/2"	8-11/16" x 7"	Yes	76.5 lbs.



5221



5213



5213T

Bottle Jacks

- Base, pressure cylinder, and oil reservoir form one internal part, which results in a stronger jack.
- Piston never contacts cylinder, so pressure will be absorbed and not damage jack if vehicle tilts.
- The No. 5213T is telescopic, allowing for very low initial height with high lifting.

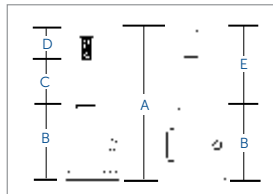
5213 – 12-Ton Bottle Jack.

5221 – 20-Ton Bottle Jack.

5213T – 12-Ton Telescopic Bottle Jack.

Bottle Jack Dimensions

Jack	A	B	C	D	E
5213	17-3/4"	8-7/8"	5-7/8"	2-15/16"	
5221	18-1/16"	9-1/4"	5-7/8"	2-15/16"	
5213T	22-1/2"	9-5/8"			12-13/16"



Air/Hydraulic Bottle Jacks

- Operate manually or pneumatically, 100 PSI minimum air pressure required.

4313C – 12-ton air-assist bottle jack; lift range 9-1/2" to 18-3/8", stroke 6-1/8".

4321C – 20-ton air-assist bottle jack; lift range 9-7/16" to 17-11/16", stroke 5-7/8".



4313C

1734A Heavy-Duty Wheel Step

- Tire-mounted wheel step provides quick, easy access to under-hood components.
- Fits heavy-duty vehicles (Class 7/8).
- Installs in seconds; adjusts to fit 22-1/2" to 24" wheel sizes and folds for easy storage.
- 300 pound capacity.
- Non-skid platform surface.



Shown folded




**5017A
Brake Drum Dolly**

- Remove, install, and transport truck brake drums without physically having to lift them.
- Works on 15" and 16-1/2" drums found on most Class 7 and 8 tractor and trailer brake systems.
- Heavy-gauge steel construction, ten-inch pneumatic tires, and adjustable handle.
- Covered by OTC Lifetime Marathon Warranty®.

**1543
Brake Drum Dolly**

- Removes, installs, and transports truck brake drums without physically having to lift them.
- Works on all 15" and 16-1/2" drums found on most class 7 and 8 tractor and trailer brake systems.
- 6" height adjustment aids installation.
- Heavy-gauge steel construction, 8" tires, and 36" handle.



Easy Lever Wheel Dollies

- Gives technicians the leverage they need to easily remove or install truck tire-and-wheel assemblies.
- Heavy-duty construction capable of toting 300 pounds.
- Onboard rollers that make stud-hole alignment a snap.
- Spring-loaded kickstand for handy parking.
- Two models that, together, can accommodate tire diameters from 24 to 48 inches.
- Rugged tubular steel construction.

5096A – Heavy-duty Easy Lever wheel dolly. With a width of 26", this dolly handles tire diameters of 36" to 48".

5095A – Easy Lever wheel dolly. With a width of 22", this dolly handles tire diameters of 24" to 36".



5268



5269

20-Ton Truck Ramps

- Long, retractable T-handle enhances mobility.
- Non-skid rubber matting prevents slippage during use.
- Durable, heavy-duty rubber wheels.
- Capacity per pair is 20 tons
- Covered by OTC Lifetime Marathon Warranty®.

5268 – 20-ton truck ramps handle up to 10" tread width.

5269 – Wide 20-ton truck ramps handle up to 16" tread width

Model	Frame Height	Frame Width	Frame Length	Wheel Diameter	Handle Length
5268	9-1/4" (23.5 cm)	13-1/2" (34.29 cm)	47" (119.38 cm)	5" (12.7 cm)	33" (83.82 cm)
5269	9-1/4" (23.5 cm)	18-1/4" (46.36 cm)	47" (119.38 cm)	5" (12.7 cm)	33" (83.82 cm)

**5090
Back Buddy™ II**

- Remove, transport, service, and install heavy truck brake drums and hub assemblies.
- Fast-motion ratcheting jack with 14" of vertical lift.
- Pneumatic rear tires.
- Tilting mechanism to achieve the exact angle necessary for precise reassembly.
- Fold-down handle for open access to the work area.
- Onboard lube tray and toolbox.
- An array of optional adapter sets capable of grabbing almost any truck hub assembly or brake drum, inboard or outboard.



513926 – 10 stud inboard hub & drum assemblies – 335 mm.

513927 – 10 hole outboard drums – 3/4" thick back plates

Adapter Sets (sold separately)

513925 – 5 and 6 spoke wheels

514644 – 8 stud inboard hub & drum assemblies

514645 – 8 hole outboard drums

514646 – 6 stud inboard hub & drum assemblies

514647 – 6 hole outboard drums

514648 – Humvee/ Hummer geared hubs



**5105B
1,100 lb. Capacity High-Lift DualWheel Dolly**

- Effortless air-powered hydraulic lift system for a variety of applications.
- 0 to 42" lifting range.
- Six-inch lateral adjustment.
- Tilt adjustment of +15° to -8° ensures easy alignment.
- Features four swivel casters, two locking, for enhanced mobility.



**1770A
1,500 lb. Dual Wheel Dolly**

- Hydraulic jack provides almost 5" of lift and tilts wheel assembly 4° to prevent damage to wheel seal.
- Independent lifting rack provides maximum stability; rollers won't catch on load.
- Swivel casters for easy maneuverability.
- Floor space is 45" by 41".
- 6' chain holds load in place.
- Covered by OTC Lifetime Marathon Warranty®.



**1769A
Truck Dual Wheel Dolly**

- This 1,500 capacity dolly will remove, transport, and replace dual wheel and tire assemblies without strain or struggle.
- Swivel casters, 3-1/2" front and 3" rear, provide easy maneuverability.
- Floor space is 43" by 42".
- No. 1769A hydraulic jack provides over 6-1/2" of lift and tilts wheel assembly 7° to prevent damage to wheel seal.
- Includes a 6' support chain to hold load in place.

TIRE SERVICE HEAVY DUTY TOOLS & EQUIPMENT

5789-PACK Tire Service Display

Includes 23 popular tools for changing a tire:



Part Number	Qty
5716	1
5720	1
5724	1
5728	1
5729	1
5731	1
5732	1
5733	1
5735-35	2
5735-42	2
5735-42K	1
5736-24	1
5736-30	1
5737-30	1
5739-24	1
5739-30	1
5758	2
5047LP	1
5789ID-520	1
5789ID-1032	1
5700-DISPLAY	1

5700-DISPLAY HAMMER & TIRE SERVICE DISPLAY RACK

- Designed to display various products in the framed rack, complete with removable rear sign holder.
- Sturdy display framed with heavy 5/16" rod with heavy steel base eliminates tipping.
- Black powder coat finish for a rust free, durable finish.
- Contains 2" x 2" = 52 slots and 2" x 4" = 6 slots.
- Includes 4 side hooks (not pictured).
- Assembled dimensions; W 18.5", D 19", H 44".
- Weighs approx. 35 lbs.



5700A Accessory Tire Bead Seater

- Provides the ability to control the blast with both hands firmly on the nozzle assembly, increasing effectiveness and safety.
- Includes all the fittings to adapt the hose to most surge tanks found on tire changers. A tank hook is also included to hang the nozzle when not in use.
- Long 6-1/2' hose will reach all positions on the tire.



5702 Tire Bead Seater

The 5702 OTC Tire Bead Seater provides many of the great features of it's 5713 big brother, at a more economical price!

- The trigger style discharge valve allows for optimum airflow control while allowing both hands to firmly hold the tank/valve assembly, critical for effective and safe use.
- Unique nozzle design significantly reduces "blowback recoil" and contains discharge holes strategically placed for optimum inflation of a wide range of tire sizes and wheel diameters.
- Inline design allows for a comfortable distance from the tire and wheel while seating.
- ASME approved 2-gallon tank with inlet valve, pressure gauge, and relief pressure valve for safety.



5715 Tire Spoon Rack

- Designed to hold OTC Tire Spoons by the handle upset.
- Also holds tools with 3/4" or smaller diameter shafts.
- Can be hung on end of tool box or mounted to the wall via holes on 16" center.



5727 Sliding Bead Breaker

- The 5727 Sliding Bead Breaker has a split head, unique wedge design and slide hammer to reduce bead friction. Foot loops and tipping slots provide leverage and ease of transferring force to the tire.
- Sliding Bead Breaker, 47" extends to 81", 21 lbs.



5713 Tire Bead Seater

The Tire Bead Seater is used when a tire, new or used, is mounted on a wheel and the tire bead does not touch both sides of the wheel, making inflation possible. The air trigger on this tool expels a tremendous burst of air that inflates the tire to seat it to the wheel rim. This allows the tire to be inflated to the recommended pressure through the tire valve.



- The Tire Bead Seater is equipped with unique configurations that enhance ease of use, productivity and safety for technicians looking to get the job done right every time.
- Unlike other options out there, the Tire Bead Seater's ASME certified 13-gallon tank is designed with a nozzle and valve connected via hose assembly, giving the user more control rather than requiring them to hold the weight of the tank.
- The trigger style discharge valve allows for optimum airflow control while allowing both hands to firmly hold the nozzle/valve assembly, critical for effective and safe use. Wheels and handle function in either the vertical or horizontal position for easy mobility and storage.
- Unique nozzle design significantly reduces "blowback recoil" and contains discharge holes strategically placed for optimum inflation of a wide range of the tire sizes and wheel diameters.
- Air valve included for filling tank, which also provides compressed air for filling the tire while seating the bead, optimum for on-the-road service.





Convex Slip Head - Unique "Convex Slip Head" curved design allows the spoon to slide easily into the tire bead while the spoon bump limits the depth for quick-and-easy operation.



Grip grooves - Eliminate spoon slippage on the wheel rim while mounting or demounting the tire. The grooves also limit the depth of the spoon to help eliminate pinching tire tube applications.

5716 **HD Sliding Tire Spoon** - 38" extends to 52", 3/4" diameter. Inner slide bar provides hammer action to easily insert and remove the spoon.



5716G **HD Sliding Tire Spoon with Grip Grooves** 38" extends to 52", 3/4" diameter. Inner slide bar provides hammer action to easily insert and remove the spoon.



5720 **Sliding Dual Tire Spoon** 35" and 3/4" diameter. Unique configuration provides mount and demount heads on either end with the aid of a slide hammer mounted mid bar, allowing for hammering either end in or out of the tire bead. Twist-lock feature locks 3.5 lb. slide weight in position.



5724 **Extending Tire Spoon** 22" extends to 34", 3/4" diameter. Twist-lock feature allows the spoon to be extended to any length and locked into position with a twist of the collar.



5734-18 **Tire Machine Spoon, Double End, 18"** Has a curved end and a bent tip end for starting the bead on a tire changing machine.



5734-18G **Tire Machine Spoon, Double End with Grip Grooves, 18"** Has a curved end and a bent tip end for starting the bead on a tire changing machine.



5735-18 **Double End Curved & Flat Tip Curved Tire Spoon, 18"** Double end curved tire spoon. Handle knob enables easier spoon pick up. 3/4" diameter.



5735-18G **Double End Tire Spoon with Grip Grooves, 18"** Double end curved tire spoon. Handle knob enables easier spoon pick up. 3/4" diameter.



5735-35 **Double End Curved & Flat Tip Curved Tire Spoon, 35"** Double end curved tire spoon. Handle knob enables easier spoon pick up. 3/4" diameter.



5735-35G **Double End Tire Spoon with Grip Grooves, 35"** Double end curved tire spoon. Handle knob enables easier spoon pick up. 3/4" diameter.



5735-42 **Double End Curved & Flat Tip Curved Tire Spoon, 42"** Same great design as the original double end mount/demount tire spoon, but in a 42" length for added leverage. 3/4" diameter.



5735-42K **Double End Tire Spoon with Kick Start, 42"** Includes kick loops to allow the spoon to be forced into tight bead locations with the help of foot pressure. 3/4" diameter.



5736-18 **Curved Tire Spoon, 18"** Handle knob enables easier spoon pick up. 3/4" diameter.



5736-18G **Curved Tire Spoon with Grip Grooves, 18"** Handle knob enables easier spoon pick up. 3/4" diameter.



5736-24 **Curved Tire Spoon, 24"** Handle knob enables easier spoon pick up. 3/4" diameter.



5736-24G **Curved Tire Spoon with Grip Grooves, 24"** Handle knob enables easier spoon pick up. 3/4" diameter.



5736-30 **Curved Tire Spoon, 30"** Handle knob enables easier spoon pick up. 3/4" diameter.



5737-30 **Flat Tip Curved Tire Spoon, 30"** Handle knob enables easier spoon pick up. 3/4" diameter.



5739-24 **Curved Shank Tire Spoon, 24"** The curved shank allows improved access for the spoon head around the tire bead or wheel rim. Handle knob enables easier spoon pick up. 3/4" diameter.



5739-30 **Curved Shank Tire Spoon, 30"** The curved shank allows improved access for the spoon head around the tire bead or wheel rim. Handle knob enables easier spoon pick up. 3/4" diameter.





5789ID-1032

5789ID-520

Tire Service Hammers, Indestructible Handle

- Indestructible handle - never needs replacement!
- Ergonomic rubber grip handle reinforced with steel bars resists breaking while absorbing impact and vibration.
- Drop-forged head is induction-hardened for long life, and contains steel locking plates that are specially bonded to ensure the head never becomes loose.
 - Use top hook as a wheel tipper; sledge end hook to drag tire into position.
 - Bead breaking wedge has grooves and a convex shape to help drive tire lube into the bead.

5789ID-520 - 5 lb. head, handle length 20", total weight 7.3 lbs.

5789ID-1032 - 10 lb. head, handle length 32", total weight 14.4 lbs.



5729 Inside Dual Wheel Bead Breaker

- Breaks the inner bead on the outside tire without removing the wheel from the truck.
- Unique design places pressure in the exact location required to quickly and easily break the inner bead.
- Simply pull up on the handle and the bead is forced off the wheel rim.



5747 Tire Valve Stem Punch Kit

- Quickly and easily remove old valve stems from a wheel with a swing of a hammer.
- Simply place the punch tip on the inside of the valve stem and strike the punch to force the old valve stem out of the wheel.
- The unique punch tip is heat treated and shaped to remove all types of valve stems, including 10mm nickel plated, steel, and brass valve stems.
- Includes hand protecting grip with interchangeable 5" and 8" punch adapters for car and truck wheel applications.



MADE IN USA



MADE IN USA

5752 Wheel Loader & Tipper

- The new ergonomic wheel loader and tipper integrates two very helpful tools into one.
- The wheel loader feature allows a technician to lift various sizes and types of wheels and tires in and out of a truck bed.
- The wheel tipper feature allows the technician to flip a wheel over during tire service, or just tip up a wheel and tire to move.
- Both of these features allow the technician to easily and safely service and lift wheels by eliminating the need to bend over to lift, dramatically reducing the risk of back injury.
- Works on steel or aluminum wheels, inflated or deflated.



5750 Wheel Tipper

- This ergonomic wheel tipper allows the technician to flip a wheel over during tire service, or just tip up a wheel and tire to move.
- Allows the technician to easily and safely service wheels by eliminating the need to bend over to lift, dramatically reducing the risk of back injury.
- Works on steel or aluminum wheels, inflated or deflated.



5728 Tire Bead Breaker

- Unique head is designed to provide a large striking area for all angles, while providing the mass needed to break the tire bead.
- This design puts the force exactly where it's required and eliminates the possibility of accidentally hitting the wheel, problems typically encountered while using larger swing hammer style bead breakers.



5745 Hands Free Air Chuck

- Perfect for applications where the tire valve is facing the floor while seating the tire bead, such as most dual wheel configurations.
- Hooks on the top bead seat of the wheel and the spring pressure holds the chuck on the tire valve pointing to the opposite side.
- Ball valve included to allow inflation only when needed.



5047LP Lug Nut Cap Remover Locking Pliers

- Designed to remove lug nut caps found on heavy duty truck and trailers quickly and easily without damage. Caps can be easily damaged by prying or using standard cap removers.
- Locking plier design with specially coated jaws apply maximum grip on the lug nut caps without damage.

5047 Lug Nut Cap Remover

- Chrome-plated lug nut caps found on many heavy-duty trucks and trailers can be tough to remove, and they're easily damaged if you pry them off or use an ordinary cap remover. This tool avoids those problems. It is ruggedly built and features specially coated jaws that won't slip off the caps, no matter how much squeezing force you apply.
- Features cushioned handles.



**5082
Wheel Tipper**

This heavy-duty wheel tipper makes handling those hard-to-manage truck tires easy. To use the wheel tipper, simply deflate the tire and break the bead, then hook the wheel tipper to the rim of the wheel. The wheel tipper makes an otherwise tough task effortless.

- Designed for both aluminum and steel wheels won't damage wheel rim.



**5731
Tire Bead Locking Pliers**

- Prevents the tire from slipping while mounting the top bead.
- Quick and easy universal clamping design.
- Rugged rubber coated jaw to protect wheel finish.
- Prevents tire from contacting costly TPM Sensors.




**5732
Tire Spoon Holding Pliers**

- Tire Spoon Holding Pliers is the 3rd hand needed to ease mounting and demounting of tires with tire spoons.
- Quick and easy universal clamping design.
- Rugged rubber coated jaw to protect wheel finish.



**5733
Tire Bead Wedge Pliers**

- Tire Bead Wedge Pliers keeps the tire in the bead drop area to ease mounting and demounting of larger truck and agricultural tires.
- Quick and easy universal clamping design.
- Rugged rubber coated jaw to protect wheel finish.



Accutorq™ Klikker Torque Wrenches

These precision torque wrenches make a loud click when you've reached the torque setting. They feature ratcheting heads, all-metal construction, permanently roll-marked scales, and soft-grip rubber handles that enable you to firmly grasp the wrench for right- or left-hand torquing.

- Includes molded plastic case.
- One-year warranty.

Tool No.	Torque Range	Graduations	Square Drive	Length
7378	50–250 in. lbs. (68–339 N•m)	2 ft. lbs.	1/2"	19-3/8"
7379	100–600 in. lbs. (136–813 N•m)	10 ft. lbs.	3/4"	42-1/4"



**7367
Torque Multiplier, 1000 lb-ft**

- Drive Input; 1/2", 365 lb-ft Max
- Drive Output; 3/4", 1100 lb-ft Max
- Head Width; 2.9", 3.3:1 Ratio
- Reaction Bar; 13-3/4"
- Includes reaction foot.
- Note; frictional gear loss = 6%



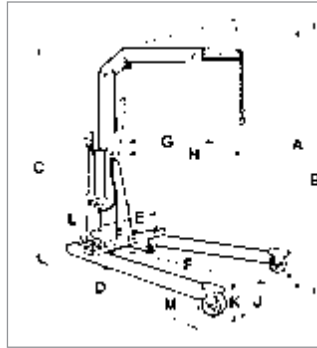
**7368
Torque Multiplier, 2000 lb-ft**

- Drive Input; 3/4", 730 lb-ft Max
- Drive Output; 1", 2200 lb-ft Max
- Head Width; 3.6", 3.3:1 Ratio
- Reaction Bar; 15-5/8"
- Includes reaction foot.
- Note: frictional gear loss = 6%

FLOOR CRANES HEAVY DUTY TOOLS & EQUIPMENT



1819, 1820



Specifications	1819	1820
Cap., boom retracted	2,200	4,400
Cap., boom extended	1,650	3,300
A Max. boom height, boom retracted	107"	111"
B Max. boom height, boom extended	117"	122"
C Overall height, boom horizontal	80"	82"
D Overall length	83"	89"
E Minimum throat width	24"	25"
F Inside leg length	54"	57-1/2"
G Effective boom reach (retracted)	33"	35-1/2"
H Effective boom reach (extended)	48"	50-1/2"
J Inside leg width (3-position)	24", 36" 48"	26", 40" 52-1/2"
K Leg height	8"	9-1/2"
L Dolly wheel diameter	5"	5"
M Wheel diameter	6"	8"
Height, folded	79"	86"
1819 Floor space folded	27" x 38"	
1820 Floor space folded	31" x 42"	

2,200 and 4,400 lb. Capacity Heavy-Duty Floor Cranes

- To conserve valuable floor space, crane folds into a compact package for storage.
- For "close-in" work, leg spread adjusts to clear vehicle's wheels, telescoping boom extension gives additional reach. Roller bearing mounted wheels and steering dolly provide ease of mobility.
- A two-speed hydraulic hand pump provides fast boom travel; descent of boom is under precise control of operator.
- Covered by OTC Lifetime Marathon Warranty®.

1819 – 2,200 lb. Capacity Crane. Has hydraulic hand pump and 16-7/8" lifting chain.

39610 – 1/4" steel chain grade 43, 18-3/8" long, 2,200 lb. capacity. Has safety hook on end. Use with 1819.

1820 – 4,400 lb. Capacity Crane. Has hydraulic hand pump and 18-3/8" lifting chain.

39611 – 5/16" steel chain grade 70, 19-3/4" long, 4,400 lb. capacity. Has safety hook on end. Use with 1820.



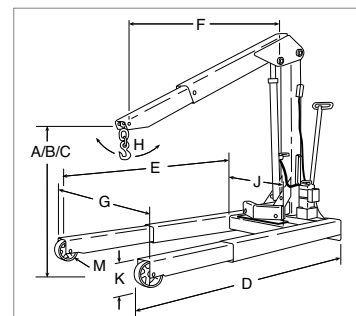
1813

No. 1812 Load-Rotor (not included)

Boom Capacity (lbs.) Description	Extended 4,000	Centered 5,000	Retracted 6,000
A Maximum boom height	161-7/8"	150-11/16"	139-1/2"
B Minimum boom height	6"	17-3/8"	28-3/4"
C Overall height (boom horizontal)	87"	87"	87"
D Overall length*	129-1/8"	113-7/8"	98-1/4"
E Inside leg length	91-11/16"	76-1/8"	43-1/4"
F Effective boom horizontal reach	94-1/4"	78-3/4"	63-1/4"
G Outside leg width**	59-3/4"	57-3/4"	55-3/4"
H Boom swing	36"	31"	26"
J Inside leg width	35-3/4"		
K Leg height	9-1/16"		
M Wheel diameter	8"		
Dolly wheel diameter	5"		

* Legs in storage position: 80-7/8"

** Legs in storage position: 53-1/2"



6,000 lb. Capacity Heavy-Duty Mobile Floor Cranes

- Three boom positions give capacities of 4,000, 5,000, and 6,000 lbs. to handle the biggest engines, and often the transmission right along with the engine! Usable reach is almost 92".
- Boom swivels for vertical and lateral positioning; legs extend to straddle the biggest tires.

1814 – 6,000 lb. capacity crane with electric/ hydraulic pump (115V) with remote motor control.

1813 – 6,000 lb. capacity crane with two-speed hydraulic hand pump.



2,000 and 4,000 lb. Capacity Folding Floor Cranes

- Both of these cranes fold up for compact storage.
- Front wheels are 3-1/2"; rear casters 5-7/8".

2002 – 2000 lb. capacity crane with a reach of 24" to 36"

2004 – 4000 lb. capacity crane with a reach of 25" to 46"


Specifications	2002	2004
Maximum capacity, boom extended	500 lbs.	1,000 lbs.
Maximum capacity, boom retracted	2,000 lbs.	4,000 lbs.
Maximum height, boom extended	94"	104"
Maximum height, boom retracted	87"	81"
Effective boom reach, boom extended	36"	48"
Effective boom reach, boom retracted	24"	26"
Leg width @ front wheels	32-1/2"	25"
Leg height	6-1/2"	7-3/4"
Floor space folded	57" x 38"	16" x 17-1/2"
Floor space unfolded	70" x 32"	33" x 33-1/2"



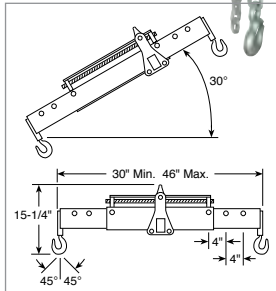
4305
1,500 lb. Capacity Engine Load Leveler

Designed to hook to a crane or hoist to handle and position large, bulky components.

- The horizontal tilt can be adjusted to compensate for off-center loads, or adjusted to a certain angle for a component being positioned.



1812



Load Leveler

- Improved design over conventional spreader bars.
- Carriage on main support beam moved by turning lead screw; this permits fine adjustment of the tilt angle of component being lifted.
- Turn lead screw manually or with air-powered tools.
- Spreader bar adjustment secured with locking bolts.
- Chain grade is 80.
- Covered by OTC Lifetime Marathon Warranty®.

1812 – Load Leveler. Max. lifting capacity: 6,000 lbs.; distance between hooks: min. 30", max. 46".

1822 – Load Leveler. Max. lifting capacity: 10,000 lbs.; distance between hooks: min. 36", max. 56".



1806
4,000 lb. capacity Load-Rotor® Positioning Sling

- Use with a floor crane. Engine, transmission, or other component is tilted or leveled by turning sling's 5/8" hex drive end with a common speed handle and socket.
- Has 65-3/4" long chain (5/16") and hook assembly with forged hook on each end. Pair of special lifting brackets included.
- Makes engine removal and installation a snap, even in close quarters.
- For use with floor cranes only; not to be used with overhead hoists or lifts.



Heavy-Duty Adjustable Slings

- For lifting and positioning engines, transmissions, etc. Each chain can be adjusted independently for length; plate design enables chain to be "short-hooked" for correct tilt.

205049 – 2,000 lb. capacity sling with 1/4" chain, 56" long

205050 – 4,000 lb. capacity sling with 5/16" chain, 65" long

38841 – Plate only, use with any 1/4" or 5/16" alloy steel chain



302249

Alloy Chains for Overhead Lifts and Hoists

302941 – 5/16" alloy chain, 26-13/16" long, 4,000 lb. capacity. With safety hook on one end. Use on No. 1812.

302249 – 3/8" alloy chain, 28-3/8" long, 6,000 lb. capacity. With safety hook on one end.



7100

4,000 lb. Capacity Lifting Brackets (pair)

- Attach directly to component for easy lifting; will take 1/2" diameter bolts.

SEE ADDITIONAL PRODUCTS IN THE EQUIPMENT SECTION OF THIS CATALOG. PAGES 209 – 248.





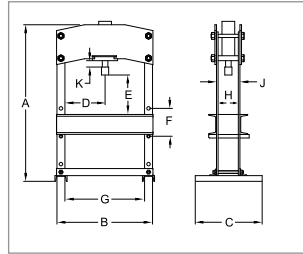
5180
10-Ton Portable Hydraulic C-Frame Press

- Weighing less than 28 lbs, this durable press is portable for various applications, i.e., roadside maintenance services, industrial applications, marine, general automotive.
- For clamping, pressing and bending. Ideal for welding and metal fabrication.
- 9" Open-Throat® design.
- Couples to any 4- or 10-ton Porta Power pump.
- The base can be assembled to position the press either vertically or horizontally and can also be mounted to a bench.

Set includes: C-Frame press with base, adapters: V-pushing and ram pushing (9/16" and 3/4" dia. shanks), receiving insert, flat insert, storage case.



A	B	C	D	E	F	G	H
21-1/4"	13-3/4"	9"	8-1/2"	2-1/2"	1-1/2"	4"	4-1/4"

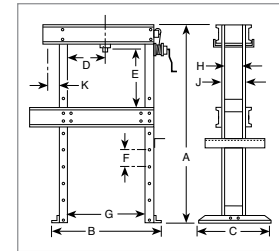


5230
16-1/2 Ton Capacity Bench Press

This innovative press integrates all the hydraulic elements within the chassis. The compact and functional design saves workshop space and ensures protection during transport.

- Bolster is adjustable for height.
- Automatic spring return piston.
- Pressure gauge with damper to extend its working life— positioned at eye level for easy reading.
- Includes set of two V-blocks and legs with bolt-holes for fixing to bench.

A	B	C	D	E	F	G	H	J	K
37"	16-1/2"	23-7/8"	9-1/2"	5-7/8"-17-5/8"	6"	19-5/8"	4-3/4"	5-1/2"	3"

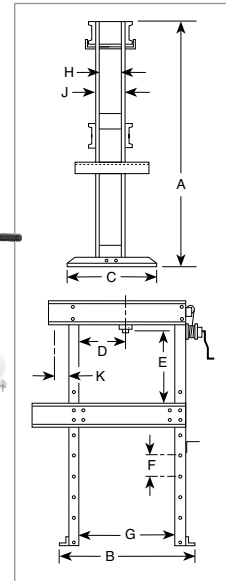


1825
17-1/2 Ton Capacity Heavy-Duty "Open Throat" Press

- Ram head moves side to side for off-center pressing; ram-to-work distance is adjusted by a forcing screw that is extended or retracted by a speed crank.
- "Open-throat" frame extensions make handling of bulky jobs possible outside of the press frame.
- This press does not have a lifting mechanism. If a lifting mechanism is needed, order 211407.
- Covered by OTC Lifetime Marathon Warranty®.
- Has No. 201832 hydraulic ram with 2" stroke, No. 4002 hydraulic hand pump, No. 9650 gauge, No. 9767 hose, adjusting screw, speed crank, ram cap, and pump mounting bracket.

211407 – 17-1/2 ton winch kit.

A	B	C	D	E	F	G	H	J	K	Floor Space
64"	28"	28"	17-7/8"	34-7/8"	3-3/8"	20"	4-1/4"	5"	4-3/8"	28" x 28"



25-Ton Capacity Heavy-Duty "Open Throat" Press

- "Open throat" feature enables ram to be positioned outside of press frame for fast axle bearing removal and installation, as well as other tasks. Rugged press is covered by OTC Lifetime Marathon Warranty®.
- Press bed is raised or lowered with a hand crank, and a spring-return hydraulic ram is laterally adjustable for off-center work at full capacity.

1826 – 25-ton press. Includes No. 4016 hydraulic hand pump; No. 52025 hydraulic ram with 14" stroke; No. 9652 gauge; No. 303563 hose (3/8" ID x 8'); and pump mounting bracket.

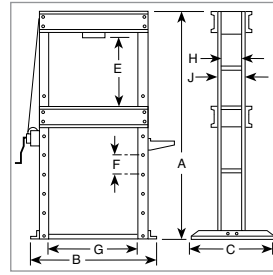
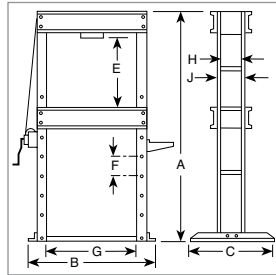
1826A – 25-ton press. Includes No. 4020 air/hydraulic pump; equipped the same as 1826.

A	B	C	D	E	F	G	H	J	K	Floor Space
68"	43"	28"	3"-29"	6-7/8"-4-3/8"	4-1/2"	32"	5-1/2"	6-1/2"	7"	28" x 25-1/4"

*Lateral head movement. Frame shipped assembled.



1833



1850

25-Ton Capacity Shop Presses

- Tough, economical press is ideal for pressing rear axle bearings, piston pins, and much more.
- Large 30" x 46" work area under ram makes positioning of even bulky work easy. Press bed is easily raised and lowered by a dependable lifting mechanism. Choice of model with hand- or air-driven hydraulic pump.

1833 – 25-ton press. complete with No. 4002 hydraulic hand pump; No. 9652 gauge; No. 24815 tee; No. 9767 hose (1/4" ID x 6"); hydraulic ram No. 51426 with 6-1/4" stroke; and 42733-WH2 pump mounting bracket.

1834 – 25-ton press. complete with air-driven No. 4020 hydraulic pump; No. 9652 gauge; No. 24815 tee; No. 9768 hose (1/4" ID x 8") and hydraulic ram with 6-1/4" stroke.

55-Ton Capacity Economy Shop Presses

- Durable steel frame resists buckling and bending. Covered by OTC Lifetime Marathon Warranty®.
- Hand-operated winch and cable mechanism adjusts lower press bolster.

1850 – 55-ton press. Includes No. 52457 hydraulic ram with 6-1/4" stroke; No. 4016 hydraulic hand pump; No. 9651 gauge; No. 9767 hose (1/4" ID x 6"); and pump mounting bracket.

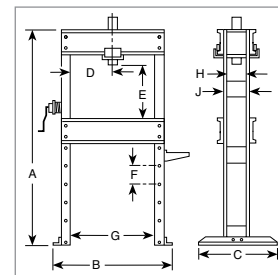
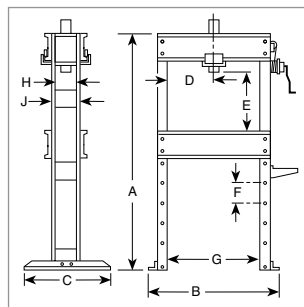
1851 – 55-ton press. Includes No. 52457 hydraulic ram with 6-1/4" stroke; No. 4020 air/ hydraulic pump; No. 9651 gauge; No. 9767 hose (1/4" ID x 6"); and pump mounting bracket.

A	B	C	D	E	F	G	H	J	Floor Space
69-1/2"	40-1/2"	28"	5-3/4"-46"	4"	30"	5-1/2"	6-1/2"	41-1/2"	56-1/2" x 36" x 28"

A	B	C	E	F	G	H	J	Floor Space
70-3/4"	47-1/2"	28"	6-1/8"-41-1/8"	5"	35"	7-1/16"	10"	55-1/2" x 28"



1845



1854

55-Ton Capacity Heavy-Duty Presses

- Side-to-side positioning of ram allows full capacity pressing along entire bolster length without buckling or bending. Covered by OTC Lifetime Marathon Warranty®.
- Hydraulic ram features 13" of stroke. Choice of hydraulic power units.

1845 – 55-ton press. Includes single-acting ram No. 52380 with 13" stroke; No. 4044 electric/hydraulic pump; No. 9651 gauge; No. 303563 hose (3/8" ID x 8"); and pump mounting bracket.

1846A – Same as No. 1845 except has No. 4016 hydraulic hand pump and single acting ram No. 65458 with 10-1/8" stroke.

1847 – Same as No. 1845 except has a No. 4022 air/hydraulic pump and a No. 9781 hose (3/8" ID x 10').

1872 – 55-ton press. Includes double-acting ram No. 51682 with 13" stroke; No. 4046 electric/hydraulic pump; No. 9651 gauge; No. 36887 hoses; and pump mounting bracket.

100-Ton Capacity Economy Shop Press

- Large 35" opening between press uprights allows easy handling of large gears, shafts, sprockets, and other components serviced in truck, construction, and agricultural equipment shops. Covered by OTC Lifetime Marathon Warranty®.
- Hand-operated winch and cable mechanism gives operator precise control in adjustment of lower press bolster to any height.

1854 – 100-ton press. Includes hydraulic ram No. 52434 with 10" stroke; No. 4044 electric/hydraulic pump; No. 9651 gauge; No. 9768 hose (1/4" ID x 8"); and pump mounting bracket.

A	B	C	D	E	F	G	H	J	Floor Space
72"	48-1/2"	36"	3-1/4"-32-3/4"	6"-42"	6"	36"	6-3/4"	8"	56-1/2" x 36"

A	B	C	D	E	F	G	H	J	Floor Space
86-5/8"	47-1/2"	28"	17-1/2"	9-5/8"-49-5/8"	8"	35"	6-3/8"	10"	55-1/2" x 28"

*Lateral head movement.

PRESSES / ACCESSORIES HEAVY DUTY TOOLS & EQUIPMENT



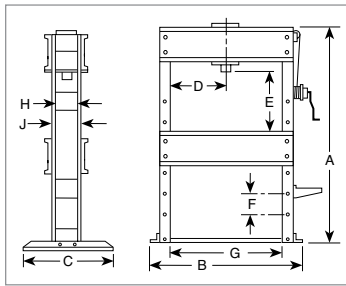
100-Ton Capacity Heavy-Duty Shop Presses

- Wide open uprights allow easy positioning of bars and shafts for straightening or bending.
- Upper bolster can be lowered for convenient positioning during repetitive jobs.
- Ram head glides smoothly on rollers for easy horizontal adjustments; rugged press frame will withstand a full capacity load with the ram head in any position across the upper bolster.
- Covered by OTC Lifetime Marathon Warranty®.

1857 – 100-ton press. Includes single-acting No. 52434 ram with 10" stroke; No. 4008 hydraulic hand pump; No. 9651 gauge; No. 9781 hose (3/8" ID x 10'); and pump mounting bracket.

1858 – Same as No. 1857, except has double-acting No. 51683 ram with 13" stroke; No. 61217 3-phase, 220V, 3450 rpm electric/hydraulic pump; and two No. 9769 hoses.

1858-1P – Same as No. 1858, except it has a No. 4064 2-stage, 1-phase hydraulic pump.



A	B	C	D	E	F	G	H	J	Floor Space
77-1/4"	64"	36"	7"-43"	2"-42"	8"	50"	8"	10"	36" x 78-1/4"

*Lateral head movement. Frame shipped assembled.

Accessories for 100-Ton Capacity Presses

50392 – Straightening fixtures (pr.)

1893 – V-blocks, 14" long (pr.)

21332 – Pushing adapter (must be used with reducing adapter).

36469 – V-pushing adapter (must be used with reducing adapter).

43563 – Reducing adapter (for double-acting ram).

43562 – Reducing adapter (for single-acting ram, not pictured).



1880

17-1/2 -Ton Press Accessory Set

- Adapters and accessories attach to ram's forcing screw or are used on press bed to support work.

Set includes:

1123 – Bearing pulling attachment

201923 – Ram pushing adapter with a 1/2" dia. shank

210454 – Ram pushing adapter with a 3/4" dia. shank.

34806 – V-pushing adapter

1890 – V-blocks (pair)



1881

25-Ton Press Accessory Set

- Adapters and accessories attach to ram's forcing screw or are used on press bed to support work.

Set includes:

1124 – Bearing pulling attachment

34510 – Ram pushing adapter with 3/4" dia. shank


34511 – Ram pushing adapter with 1" dia. shank

34807 – V-pushing adapter

1891 – 11-1/2" long V-blocks (pr.)

28229 – Ram forcing cap

38953 – Threaded adapter



1882

55-Ton Press Accessory Set

- Accessories attach to ram's forcing screw or support work on press bed.

Set includes:

1126 – Bearing pulling attachment

34755 – Ram pushing adapter with 1" dia. shank

34756 – Ram pushing adapter with 1-1/4" dia. shank

34808 – V-pushing adapter

1892 – 14" long V-blocks (pr.)

28230 – Ram forcing cap

37368 – Threaded adapter – for single acting only

38954 – For 1872 double acting press



SEE ADDITIONAL PUMPS & RAMS EQUIPMENT SECTION OF THIS CATALOG. PAGES 209 – 248.



Universal Outside Thread Chaser
Damaged bolt or nut threads can be an annoying, costly problem—unless you have one of our thread chasers. It will quickly restore threads to near original condition without the use of expensive thread-cutting equipment.


- Replaceable V-pads and dies.
- 1-1/4" to 5" O.D.

7402 – Thread chaser with 6 dies: threads per inch - 4, 5, 6, 7, 7-1/2, 8, 9, 10, 11, 11-1/2, 12, 14, 16, 18, 20, and 24.

216884 – Standard die set. Includes 6 dies, in the sizes listed above.

202817 – Metric die set. Includes three dies: 1 mm- 1.25 mm-1.5 mm-1.75 mm, 2 mm-2.5 mm-3.0 mm-3.5 mm; 4 mm pitch dies.

206803 – V-pad.



Handled Pry Bars

Heavy-duty pry bar made of tempered square steel that you can hit without damaging the handle.

- Black chrome striking cap allows hitting the bar without damage to the handle.
- Ergonomic handle – dual durometer composite handle for user comfort; reduces hand fatigue.
- Polished tip with black oxide finish.
- Long-life finish resists rust and wear during use.
- OTC Marathon Lifetime Warranty.

8203 – 3-piece handled pry bar set. Includes 12", 18", and 24" sizes.

8206 – 6-piece handled pry bar set. Includes 8", 12", 18", 24", 32" and 36" sizes.

8208 – 8" handled pry bar

8212 – 12" handled pry bar.

8218 – 18" handled pry bar.

8224 – 24" handled pry bar.

8232 – 32" handled pry bar.

8236 – 36" handled pry bar.



6492 Engine Preluber Kit

- Ensures oil is present to internal engine components on the first start of a new or rebuilt engine, or after major engine work is performed.
- Required to prime the oil pump and fill the oil galleries and internal engine components with clean, new oil.
- Connects to engine oil system at the oil pressure sensor on a variety of domestic and import engines.
- Oil pressure sensor adapters included.



5086 10-Ton Collision Repair Set

- Exert hydraulic force just where it's needed to lift, spread, bend, or straighten. Handles the high-force jobs you face daily in trailer maintenance or other applications.
- Includes reliable components including 10-ton, 10-1/8" stroke hydraulic ram; air/hydraulic pumping unit; hydraulic hose; four snap-together extension tubes; extension tube coupling; serrated saddle; flat base; 90° wedge head; flex head; storage case.
- All set components are covered by OTC Lifetime Marathon Warranty®.



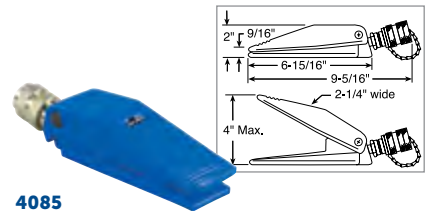
1515B 10-Ton Collision Repair Sets

- Components snap together for quick setups to apply pushing, spreading, or pulling force.
- Components include: hydraulic pump, hose, and ram; ram flat base; extension tubes (4); 1/2-ton spreader; tube coupling; ram toe; wedge head; serrated saddle; flex head; plunger toe; 90° wedge head; storage case. The case has wheels for mobility.
- Single speed hydraulic hand pump and ram with 6" stroke.



4020 Air/Hydraulic Pump

- Ideal all-around power source develops 10,000 PSI at 100 PSI air.
- Two-stage release mechanism; internal relief valve.
- 98 cu. inches of usable oil.
- Covered by OTC Lifetime Marathon Warranty®.



4085 1-ton Capacity Hydraulic Spreader

This hydraulic spreader is rated at a full 1-ton capacity at 10,000 PSI and that's enough for a wide variety of jobs. Working in tight spots is no problem—it needs only a 9/16" clearance to engage the jaws. With a big 4" spread, it's ready for a variety of applications: straightening work, removing dents and creases from sheet metal, or as a clamp. The device's spring-return jaws are made of high-strength alloy steel. It can be dead-ended at 4" spread under full load. Ideally suited to work with No. 4012 hand pump (not included).

4180 Power Twin Ram and Pump Set

- Center-hole feature permits extending adjusting screws, cables, puller screws, etc., straight through the ram.
- This spring return unit is compact and lightweight.
- Ideal for jobs having restricted working space.
- Set includes 4120 17-1/2 ton, 2" stroke single-acting hydraulic ram; 4002 pump; 9650 gauge; 24815 tee; 9767 hose; and 9798 hose half coupler.



Pumps and Rams

9110B – 10-Ton Ram with 6" stroke. Use with the snap-together components of OTC Stinger's collision repair sets, or with most similar competitive products.

9107B – Single Speed Hydraulic Pump. Ideal for single acting rams. Developing up to 10,000 psi operating pressure, the pumps operate horizontally or vertically in the "head down" position. Finger tip control provides instant release or pumping action. Has a built-in safety overload valve.



5286

Portable Diesel Particulate Filter Cleaner

The Diesel Particulate Filter (DPF) Cleaner was designed with shop service in mind. Its portability allows the unit to be placed as close to the vehicle as possible and to be stored wherever needed in the service facility. The advent of the 2010 Tier 4 cleaning requirements created the need for a lighter, more portable cleaning system which can be taken into the field to clean filters at the point of service.

Diesel Particulate Filter features

- Lightweight and Highly Portable - ideal cleaning system for use in the shop or on a service truck.
- Flexibility - clean DPF's from 6" to 15.5" in diameter using shop or compressed air of at least 100 PSI and 20 CFM sustained airflow.
- Fully Automated Operation - once started, the cleaning process can be completed with minimal operator oversight, freeing up the technician to simultaneously do other work in the shop.
- Focused Air Jet Technology™ - concentrates a precise high pressure stream of air directly into every cell.
- Easy Maintenance - contains no internal filters that require user maintenance.
- Rugged design provides maximum durability.
- Operates on 12-24 volt DC, or 110-220 Volt AC.

Efficiency by the Numbers*

- Cleans up to 20% more efficiently than traditional pulse based systems.
- Cleans up to 5% more efficiently than other more expensive "air knife" systems.

*Based on third party OE test data using Pin-gauge measurement.

Unique floating puck prevents "splash back"

- Features Focused Air Jet Technology™ with a unique floating puck that prevents splash back.
- Includes three nozzles: two straight (short and long), for standard "open face" DPFs; and one curved for the angled-flange DPFs.
- Ensures quiet operation.

Ash disposal System and Shield

- Innovative ash disposal system enables technician to quickly and easily remove and dispose of particulate matter in accordance with local environmental requirements.



5286 kit includes:

- Cleaning unit
- Three neoprene rings fit filters from 6 in. (165 mm) to 15.5 in. (400 mm) in diameter
- Wet / dry HEPA vacuum
- Short, long, and curved-flange filter nozzles
- Adjustment feet for standard and flanged filters
- Ash disposal kits
- AC and DC adapter cables

Accessories


563197 (Set of 5) – Ash disposal system enables technician to quickly and easily remove and dispose of particulate matter in accordance with local environmental requirements.



Curved neck nozzle with floating puck for angled-flange DPFs.



Long nozzle with floating puck for standard open face DPFs.



Includes innovative shield to protect cleaning area from moisture.



5280

OTC 5280 Diesel Particulate Filter Cleaner

The Diesel Particulate Filter (DPF) Cleaner was designed with shop service in mind. The cleaning process allows the DPF to be cleaned as part of a general maintenance schedule at the service location with minimal time away from the vehicle. It's portability allows the unit to be placed as close to the vehicle as possible and to be stored wherever needed in the service facility.

DPF Cleaner Features

- OE tested and Dealer recommended – By many major diesel engine manufacturers. Robust design – For long shop life. Can be used as part of a preventative maintenance program.
- High Pressure cleaning process for thorough cleaning of ash from DPF – produces 10 times the burst energy of competitive low pressure units.
- Initial Burst Quick check – To identify filters too plugged for proper cleaning.
- Movable with locking wheels – For placement throughout the shop.
- Computer Controlled Process Based on OE Requirements – for "Start to End" cleaning without constant technician monitoring.
- Containment of hazardous ash – For easy disposal.
- HEPA Filter Air Exhaust System – To exceed environmental air standards for shop.
- Operates on standard 115V outlet.
- Proven to clean to over 92% efficiency. (3)

(3) Third-party OEM test results using pin gauge measurement with approved OTC adapters and burst cycles. Actual results may vary.

DPF Cleaner Includes:

OTC Diesel Particulate Filter (DPF) Cleaner

- 535936** – Small Cone
- 543887** – Medium Cone
- 543885** – Large Cone
- 553913** – CAT Adapters
- 553915** – Cummins Adapters



Upgrade kits for other OEM's are sold separately:

- 556889** – Detroit Diesel upgrade kit
- 553990** – UD TRUCK (with Hino Engine) upgrade kit
- 553991** – Isuzu upgrade kit
- 553993** – Volvo/Mack upgrade kit
- 558181** – Navistar upgrade kit*
- * Requires use of 5281 DPF Thermal Processing Unit.
- 554654** – Includes all upgrade kit shown above.
- 558569** – 12" HEPA filter
- 558571** – 30" air filter cartridge

5281

OTC DPF Thermal Processing Unit

The 5281 DPF Thermal Processing Unit is a device which will thermally regenerate a DPF unit at a controlled, pre-programmed rate. Sometimes, the DPF cannot be regenerated on the truck due to a failure with the vehicle's own regeneration system, or in the case of retrofit applications, a lack of an on-vehicle regeneration system. Thermal regeneration of DPFs is used in conjunction with the OTC 5286 DPF Cleaner.

Designed to facilitate the cleaning of dirty filters – especially those with high amounts of wet soot, and unburned hydrocarbons.

- Pre-programmed thermal profile controls temperature 'ramp up' and 'cool down' to protect the DPF from thermal shock, reducing the risk of cracking the DPF.
- Holds temperature constant for two hours to ensure complete regeneration of filter.
- Includes both standard cycle and "pre-treat" cycle for oil-soaked filters.
- Built-in electronic safety lock prevents unauthorized opening of the door when temperatures exceed 200 degrees F.
- Large chamber accommodates various DPF sizes and shapes. Front access door allows for easy access to the thermal chamber.
- 220VAC / 60Hz / Single phase / 50 Amp.
- 1-year warranty.
- CE, UL201, UL499.
- Internal chamber dimension: 24" (L) x 24" (W) x 26" (H).



Electronic safety lock.



J-47399 Horizontal DPF Handler

- The Universal mounting assembly adjusts front to back and side to side for easy DPF handling
- The height range of 6-1/2" to 29-1/2" is ideal for most of today's trucks
- Safety strap holds the load securely while moving about the shop

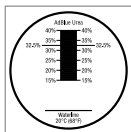
Specifications:

Overall Length: 34-1/2"
Overall Width: 19-3/8"
Max. Height: 29-3/4"
Min. Height: 7-1/2"
Side tilt: 30°, Front tilt: 15°, Back tilt: 15°

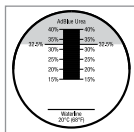


5025 OTC DEF Refractometer

Kit includes: Refractometer, dropper, lens wipe cloth, instructions and quick guide, screwdriver and case.



The scale without any liquid on the prism.



The scale with liquid on the prism. The reading is taken at the point the shadow line crosses the scale.

**5025
DEF Refractometer
SCR and EPA 2010**

EPA regulations require all diesel engines manufactured on or after January 1, 2010 to meet lowered NOx emissions standards.

- Most heavy duty engine (Class 7-8 trucks) manufacturers, have chosen to utilize SCR. This Includes Detroit Diesel (DD13, DD15, and DD16 models), Cummins (ISX line), PACCAR, and Volvo/Mack.
- SCR-equipped engines require the periodic addition of Diesel Exhaust Fluid (DEF, a urea solution) to enable the process. DEF is available in a bottle from most truck stops, and some have installed bulk DEF dispensers near the Diesel Fuel pumps. However, to ensure the proper operation of the SCR system, operators must ensure the DEF in their vehicle consists of a 32.5% Urea / Water solution.
- The OTC 5025 makes this a simple and quick process for an operator or technician.

Application:

The refractometer is a portable, precision, optical instrument used for measuring the Diesel Exhaust Fluid (DEF) concentration. When a liquid sample is placed on the prism, the light passing through it is bent. The more concentrated the liquid, the more the light will bend. The refractometer contains a reticle, or scale, that is enlarged through the eyepiece to measure this light. The values on the scale have been established to evaluate the DEF condition.

- Scale:**
- 0.5% line graduations
 - 32.5% Indicated
 - Scale 15-40%
 - Waterline & 20 Deg C



**3095
Digital DEF Tester
SCR and EPA 2010**

EPA regulations require all diesel engines manufactured on or after January 1, 2010 to meet lowered NOx emissions standards.

- Ensure the proper operation of Class 7-8 trucks utilizing the SCR system with accurate Diesel Exhaust Fluid solution displayed on screen.
- Most heavy duty engine (Class 7-8 trucks) manufacturers, have chosen to utilize SCR. This Includes Detroit Diesel (DD13, DD15, and DD16 models), Cummins (ISX line), PACCAR, and Volvo/Mack.
- SCR-equipped engines require the periodic addition of Diesel Exhaust Fluid (DEF, a urea solution) to enable the process. DEF is available in a bottle at most truck stops, and some have installed bulk DEF dispensers near the Diesel Fuel pumps. However, to ensure the proper operation of the SCR system, operators must ensure the DEF in their vehicle consists of a 32.5% Urea / Water solution.
- The OTC 3095 makes this a simple and quick process for an operator or technician.
- Features:
 - Digital Display
 - Displays % UREA
 - Displays washer fluid freeze point



**3421-79
Genisys Heavy-Duty Starter Kit**

Genisys Heavy-Duty Standard software includes J1587/1708 and J1939 CAN communications. Kit includes 9-pin Deutsch cable, 6-pin Deutsch cable, Smart Card, and PC software CD. NOTE: System 4.0. 4GB card minimum required to install; see No. 3421-138.



**3895-07
Genisys Touch Heavy-Duty Standard**

OTC Genisys Touch HD supports two Society of Automotive Engineers (SAE) standards for the heavy-duty industry, J1587 / J1708 and J1930 CAN. Features Class 4 – Class 8 truck coverage, View and clear diagnostic trouble codes and live vehicle data. Heavy-Duty Standard Starter Kit. Includes 9-pin Deutsch cable, 6-pin Deutsch cable, and heavy-duty security card.



**3874HD
Genisys EVO® USA Deluxe with Heavy Duty Standard Kit**

Includes Genisys EVO® featuring the NEW System 5.0 with Code-Assist™ experienced-based Confirmed Fixes™ from Identifix®, NEW USA 2012 Domestic / Asian with ABS and European 2011 software including Pathfinder, Repair-Trac®, Fast fixes™ information, Heavy-Duty Standard software with cables, InfoTech Component Information software, Automated System Test™, OBD II Smart Cable, USA Domestic OEM vehicle cables (for GM, Ford, Chrysler, Jeep, Saturn), manuals, and carrying case.

NOTE: OEM cables may be required for certain vehicle system functions. Additional OEM cables are available individually or in convenient kits - Asian OEM Cable Kit 3421-94, European OEM Cable Kit 3421-75 and ABS/Airbag OEM Cable Kit 3421-54. One time scan tool registration required.

HEAVY-DUTY WIRELESS DIAGNOSTIC SYSTEM



PC PROGRAM FOR HD STANDARD DIAGNOSTICS

- RP1210 compatible and will work with any RP1210 VCI.
- SAE J1587 / J1708 and J1939 CAN, Engine, Transmission/ABS coverage.
- Read and clear diagnostic trouble codes.
- Live vehicle data of HD Standard Engine parameters.
- Vehicle data communication and live data stream.
- Demo mode permits operation without vehicle connection.
- On-screen definitions of diagnostic trouble codes.
- PC & CD user's manual.
- Customizable line graphs .
- Automatic recording of data.
- Print screen data or save reports to print later.
- Ez-Tap Kits Available.

3070

HD Scan Software

- Stand-alone software.
- Works with any RP1210 interface (VCI).

3076

HD Scan with Ez-Tap

- In-shop wireless capability.
- Ez-Tap Wireless Vehicle Communication Interface (VCI) works with OEM diagnostic software.
- One wireless VCI for all your diagnostic software.
- Eliminate cables and cable replacement costs.



Ez-Tap 3076

3086

HD Scan with Ez-Tap Extended Range

- 300 ft. wireless range to scan trucks anywhere on facility grounds.
- Scan trucks and perform initial diagnosis before you bring them into the shop.
- One wireless VCI for all your diagnostic software.
- Eliminate cables and cable replacement costs.



Ez-Tap 3086



FOR PRODUCT VIDEOS VISIT OTCTOOLS.COM



3075 Ez-Tap Wireless Diagnostic Hardware Kit

- The EZ Tap Diagnostic kit enables a Heavy-Duty facility to use their OEM software for direct diagnostic mode operation.
- Kit includes: Ez-Tap wireless (non-locking) VCI, Ez-Base wireless adapter, Ez-Tap 9-pin to 6-pin adapter, USB cable and Ez-Tap CD.

Note: OEM diagnostic software not included.



3075-05 Ez-Base Wireless Adapter

The Ez-Base allows a PC or host computer to communicate with Ez-TAP using our AirBridge® 2 wireless technology.

- 100+ foot range.
- Built in indicator lights.
- Allows full wireless throughput for direct diagnostics.
- Allows a single PC to connect to any Ez-TAP in range.



3940-HD Heavy Duty Digital Multimeter
OTC 550 Series Auto Ranging Multimeter

- Powerful professional grade test functions
 - Frequency
 - Duty Cycle
 - Diode & Continuity Tests
- Mid-Range Amp Probe
- Non-intrusive AC/DC current measurement
- Measurement range of 2–600 amps AC/DC
 - Covers HD truck components and electric motors
- Extended Length Test Leads
 - 5 ft. test leads to provide improved reach
 - Detachable probes allow use with amp probe



Ez-TAP Wireless VCI

Non-Locking



3075-01 9-pin non-locking

Locking

3075-02 9-pin locking

Note: For your PC to communicate with the Wireless Ez-TAP, you will need an OTC EZ-Base (3075-05) or OTC EZ-Base ER (3075-06).



3075-06 Ez-Base Extended Range Wireless

Ez-Base Extended Range allows even more range and flexibility for your truck yard or service environment.

- 300+ foot range with the included antenna.
- 1000+ foot range with optional remote mounted antenna. (3075-07) sold separately.
- Built-in Wireless signal strength indicator lights.
- Plus all the features of Ez-Base.

Ez-TAP USB VCI



Non-Locking

3075-03 9-pin non locking, 16 foot USB cable and Ez-TAP CD

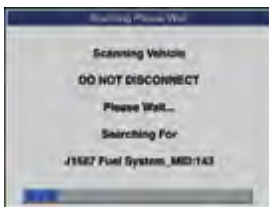


3075-08 Ez-TAP Adapter
9-pin to 6-pin adapter cable.



Locking

3075-04 9-pin locking, 16 foot USB cable and Ez-TAP CD



"Automatic Protocol Search"

3417
OTC Heavy-Duty Scan Tool

For Heavy-Duty shops that need a second tool in the shop and for their mobile repair trucks.

Product Features:

- Brilliant Color Display
- Class 4 – Class 8 truck coverage featuring "Automatic Protocol Search".
- HD J1587 / J1708 and J1939 CAN, Engine, Transmission/ABS coverage and more!
- Live vehicle data such as: Engine speed, Engine ECU temperature, Percent acceleration pedal position, Engine intercooler temperature, Engine coolant temperature, Battery volts, Alternator volts, Ambient air temperature, Air inlet temperature
- Read and clear diagnostic trouble codes.
- Global OBD II – All 9 Modes.
- English, Spanish, and French support
- Battery powered for off vehicle use.
- Trilingual Quick Start Guide included to help technicians get started fixing cars FAST.
- CD-based manuals in Spanish, French, and English.
- Customize data views in line graph, LED, or digital format with the push of a button.
- Three record modes – marker frame, freeze data history, and code triggered record.

3417 HD Scan Kit Includes: HD scan tool, 9-Pin deutsch cable, 6-Pin deutsch cable, OBD II cable, heavy duty cable, USB cable, ScanMate software operations manual, carrying case and 3-year warranty.



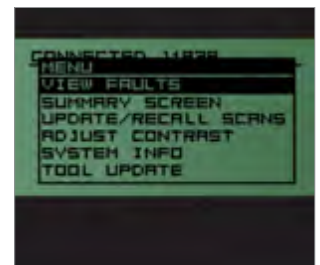
3418
OTC Heavy-Duty Code Reader

- Class 4 – 8 truck coverage.
- HD J1587 / J1708 and J1939 CAN, Engine, Transmission/ABS coverage and more for diagnostic trouble codes!
- Read and clear diagnostic trouble codes.
- Provides on screen DTC definitions for heavy-duty standard codes.
- Battery powered for off vehicle use.
- Internet update capable.

Applications:

Tow trucks, recreational vehicles, cement trucks, dump trucks, garbage trucks, buses, step vans, municipal vehicles, refrigerated trucks, and conventional trucks.
Heavy-Duty Standard compliant construction, marine, agriculture, and industrial diesel power plant configurations!

3418 HD Reader Kit Includes: HD reader tool, 9-Pin deutsch cable, 6-Pin deutsch cable, operations manual, 3-year warranty, and soft nylon carrying case.



Menu



Fault



Summary



SMARTER—EASIER—ESSENTIAL, THE RECOGNIZED STANDARD IN DIAGNOSTIC SCAN TOOLS.

Pro-Link iQ is designed to help diagnose engine, brake, and transmission failures. This easy-to-use, advanced tool is engineered to support today's commercial vehicles as well as the more complex vehicles of tomorrow. Using clear menus and message screens, the Pro-Link iQ guides technicians through the most complicated vehicle tests.

Available iQ Applications

- Generic
- HDS | Medium- and heavy-duty trucks
- OBD II | Light- and medium-duty trucks

OEM

- Caterpillar | ACERT
- Detroit Diesel | DDEC III, IV, V
- International | Engine
- Allison | 1K and 2K, WTEC, CEC1
- WABCO | Air and hydraulic

3110 Pro-Link kit includes: PRO-LINK iQ scan tool, iQ Heavy-Duty Standard application, Power and data cable, 6-pin Deutsch adapter, 9-pin Deutsch adapter, 2-cell battery pack, CD manual/driver, Stylus pen and Carrying case.

3110

Pro-Link® iQ

- Easy-to-use common user interface across all OEM applications
- Free trial period for all OEM software
- Software easily updated via the Internet
- Large capacity hard drive for future updates
- Light-weight and durable for the shop area
- 8.4" color screen for use in any light
- Touch screen for easy activation of on-screen tabs
- PC and printer connectivity via USB ports
- Can print to most USB printers
- Power from either the vehicle or internal battery for continuous use
- 2 USB ports
- 1 compact flash port
- Protective carrying case

Optional Software, Cables & Accessories

3110-01	Pro-Link IQ software, ALLISON Suite
3110-02	Pro-Link IQ software, ALLISON GEN 4 Update
3110-04	Pro-Link IQ software, WABCO Suite
3110-05	Pro-Link IQ software, DDEC Suite (DDEC III, IV, V)
3110-07	Pro-Link IQ software, OBD II (AUTO)
3110-08	Pro-Link IQ software, Detroit Diesel Mercedes Benz
3110-09	Pro-Link IQ software, Heavy Duty J1939
3110-10	Pro-Link IQ Adapter, J1962 HD
3110-11	Pro-Link IQ Adapter, OBD II/J1962
3110-12	Pro-Link IQ Adapter, 6-pin
3110-13	Pro-Link IQ Adapter, 9-pin
3110-14	AC Adapter for Pro-Link IQ
3110-15	Pro-Link IQ software, CAT electronic engines
3110-16	Pro-Link IQ software, BENDIX ABS
3110-17	IQ LCD touchscreen protector
3110-18	Pro-Link IQ case with logo
3110-19	Pro-Link IQ DDEC VI kit with software
3110-20	Maxx Force
3110-21	Light and medium truck
3110-23	Pro-Link IQ International 2.0 software
3110-24	Pro-Link IQ International 2.0 upgrade software
3110-25	Pro-Link IQ Caterpillar ACERT 2.0 software
3110-26	Pro-Link IQ Caterpillar ACERT 2.0 upgrade software
3110-27	Pro-Link Brake Link V8.4.0.0 kit

3110-22

Pocket iQ™

The versatile Pocket iQ reports both engine and transmission functions—and it covers brakes, too.

Gather data quickly and easily. Smart and handy, compact and lightweight, the Pocket iQ puts data at your fingertips.

Pocket iQ key functions and features:

- Monitors all vehicle data
- Checks engine speed/load, pressures, temperatures, other data
- Reads and clears active and inactive fault codes
- Displays trip data
- Collects and stores vehicle data from multiple vehicles
- Stores vehicle data in PDF or text format
- Provides J1587 and J1939 data



3110-27

Brake-Link™

No more working under the trailer watching for blink codes. Brake-Link™ is the low-cost full-service ABS brake scan tool that:

- Connects to trailers and tractors utilizing the SAE J1587 communication protocol
- Includes a built-in PLC converter
- Comes with J560 (7-way) cable that allows direct connection to trailer without tractor
- Provides ABS coverage for a wide range of applications

Brake-Link™ ABS Coverage

Bendix EC-17, EC-30, EC-30T, EC (60) ABS 6, and TABS 6

Meritor WABCO Trailer Support

Wabash National MBS-1P and MBS-2

Eaton GEN4 and GEN5

Haldex PLC, PLC Plus, and PLC Select



3940-HD

HD Digital Multimeter

OTC 550 Series Auto Ranging Multimeter

- Powerful professional grade test functions
 - Frequency
 - Duty Cycle
 - Diode & Continuity Tests

Mid-Range Amp Probe

- Non-intrusive AC/DC current measurement
- Measurement range of 2–600 amps AC/DC
 - Covers HD truck components and electric motors

Extended Length Test Leads

- 5 ft. test leads to provide improved reach
- Detachable probes allow use with amp prob



6522



EVAP – LEAK DETECTION SYSTEM

- Vacuum Leak Testing
- Exhaust Leaks
- Crankcase Oil
- Cooling System Testing
- Wind and Water Leaks
- 1-Year Warranty

LeakTamer is the latest generation of leak detection systems, providing more smoke and better control. Solid-state circuitry improves reliability and ensures more consistent smoke output. A wide assortment of accessories make the LeakTamer versatile tools for quickly locating different kinds of leaks.

LeakTamer Evap offers:

- Densest smoke in the industry.
- Newly redesigned smoke chamber and control system.
- More complete line of accessories.
- User refillable.
- Includes smoke producing solution for 500 tests.
- Non-toxic, non-corrosive smoke.

Product Features:

- OEM approved technology
 - Contains STAR Technology; the ONLY OEM-Approved smoke technology anywhere in the world
- Large full range flow meter
 - Detects Microleaks™ down to and below 0.10
 - Flow-test components with full range of flow values
- Pinpoint leaks with Smoke and dye
 - UltraTraceUV® dye deposits at exact location of a leak
 - Finds leaks that smoke alone won't find
 - Introduce to an engine before disassembly to find internal leaks
 - It's the only OEM-Approved dye solution
- Variable Smoke Flow
 - Helps pinpoint smoke exiting a leak
 - Directional knob shows exact flow position
- Compact light weight design
 - More powerful diagnostics in smaller package
- Can be used with air or nitrogen
 - Use any inert gas for safer EVAP testing and shop air for all other tests

6522

Includes: Leak Tamer unit, White/UV combination light with laser pointer, UV glasses, EVAP adapter tool, exhaust cone, cap plug adapters, removal tool, smoke producing solutions enough solution for 500 tests.



Accessory / Replacement Parts

6522-1 UltraTraceUV® (8 oz. / 236 ml) patented solution is the only Automaker-approved smoke-producing solution in the world. Contains a special dye that deposits at the exact location of a leak. Each bottle will perform approximately 300 tests. Part No. is for one bottle, two bottles included with 6522.



6522-2 Inert Gas Pack Kit connects directly to fitting on back of LeakTamer 6522. Includes preset CO2 regulator with cylinder fitting, 20 oz. liquid CO2 cylinder, pressure gauge, universal push-on female coupler accommodates both automotive and industrial male fittings (Cylinder arrives empty) Performs approx. 25-50 full cycle EVAP tests per 20 liquid oz. cylinder.



6522-3 Combination Light for easier smoke location and ultraviolet (UV) light, to highlight the fluorescent dye deposited at the exact location of a leak. Also has laser pointer. Includes batteries and glasses.




6522-4 Standard Size Service Port Adapter.



6522-5 Schrader® Removal/Installation Tool.



6522-6 Cap Plugs Kit. Used for sealing some systems during leak testing.



6522-7 Universal Fuel Neck Adapter fits the majority of vehicles. Allows access to fuel tank for evaporative system testing.



6522-8 BMW and MINI Fuel Neck Adapter. Allows access to fuel tank for evaporative system testing.



6522-9 Smoke Diffuser locates leaks around doors, windows, sunroofs, trunk compartment seals, EV vehicles' battery modules, or any closed system that can be pressurized from the inside and observe the smoke disturbance from the outside.



6522-10 Cone Adapter (standard) for introducing smoke into induction or exhaust system. 1" x 3.5" & 6" long (25.4 mm x 89 mm x 152 mm).



6522-11 Cone Adapter (Large) for introducing smoke into induction or exhaust system. 3.5" x 6" & 4.6" long (89 mm x 152 mm x 144 mm).



6522-12 Replacement Dipstick (for 6522).



6522-13 Replacement smoke supply hose and Delrin® Nozzle



6522-14 Delrin® Nozzle



6522-15 Flow meter red pointer flag. For easy viewing of flow meter measurements.



DIESEL EMISSION TESTER HEAVY DUTY TOOLS & EQUIPMENT

Smoke Check 1667 Diesel Emission Tester

In some states, failing the on-road emission test can result in a "must appear in court" citation, and up to an \$1,800 fine. Add the downtime, missed delivery, rescheduling, and the potential for lost business. More states are adopting emissions standards and testing programs.

This can cost time and money for local and interstate fleets.

- Fleets can determine immediately if the truck will pass state standards and interstate emission programs.
- Completely portable; all components in one case; there is no PC. One person can do the entire test. Windows-based, PC downloadable program transfers up to 100 stored tests.
- No warm-up time needed; perfect for random roadside testing or in your PM Service Program.
- The partial flow meter clips inside any smokestack; testing can be performed in any weather.
- Digital LCD screen walks you through each step; when testing is complete, a printout of results is produced for verification.
- This is the same meter used for enforcement in California, New York, Illinois, and the majority of states that test for diesel emissions compliance.
- Meets the latest SAE J1667 specifications.

SPECIFICATIONS

Range.....	0–100%
Accuracy	+/-1.0% Light Source
	Green LED
Power	12 VDC battery (built-in)
Battery Life	40 hrs./charge
Warm-up Time	5 sec.
Response Time	0.01 sec.
Control Unit	14" x 10" x 8"
Maintenance	Clean lens w/cotton swab
Weight:	
Control Unit	15.5 lbs.
Sensor.....	3.5 lbs.

ORDERING INFORMATION:

RM1020CPCL

Smoke Check 1667 diesel smoke opacity tester. Includes partial flow meter, base unit with hand-held display, built-in printer, ambient sensors, two battery chargers – one for vehicle or shop, 20 ft. cable, telescoping rod, spring clamp, neutral density filter, and sensor head case.

OPTIONAL ITEMS:

OTC3020CPCL

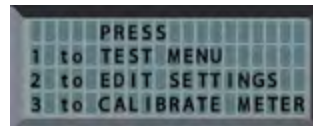
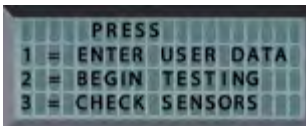
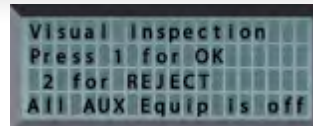
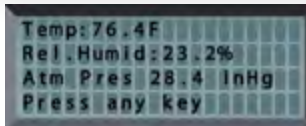
Standard meter listed above with OIL/RPM software and accessories. These options are required for state approval testing in New York and New Jersey.

OTCSH

Sensor head with quick detach release.



RM1020CPC



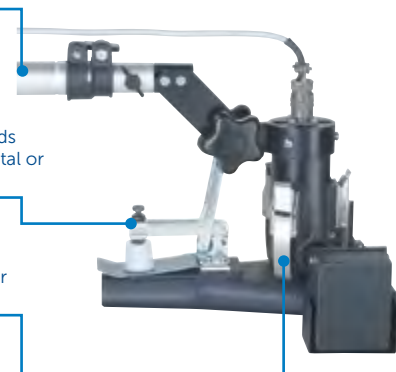
Scrolling instructions walk you through the entire testing procedure.

Aluminum rod telescopes from 3 ft. to 8 ft.; reaches all stacks.

Optional pinch clamp holds head securely, on horizontal or downward facing stacks.

Three-point detachment quickly releases the sensor head for easy cleaning.

One person can run the entire test, even in the wind, since the sensor measures smoke inside the stack.



Sabre Heavy-Duty Battery & Electrical System Diagnostic Tester

- Heavy-duty for 24-volt battery and electrical systems.
- Diagnoses battery packs in series, parallel, or series/parallel.
- Tests AGM/gel-cell batteries.

HIGHEST CCA capacity ranges (50–4000 CCA – 24V).

LARGE DISPLAY for less scrolling, more detailed instructions. It's also backlit for all light conditions.

INDUSTRY FIRST amp-clamp connection ports for live amperage readings using optional external amp-clamp.

15 FT. Cable to perform tests from the cab of the vehicle.

FIELD UPDATEABLE to accommodate new battery types, system updates, feature additions.

Battery Testing

- Tests the following battery pack configurations:
 - One battery (6V or 12V).
 - Two batteries in series (24V); 2, 3, or 4 batteries in parallel (12V).
 - Two banks in parallel, each bank having 2 batteries in series (24V).
- Uses pack configuration in algorithm design.
- Step-by-step user instructions for easy test completion.
- Tester-applied loads used on all pack combinations.

Electrical System Testing

- 12V and 24V charging/starting system tests.
- 12V and 24V diode tests.
- Amp-clamps available (not included) for starting/charging and current draw tests.

Product Features:

- Amp-Clamp Connection – allows current drain tests and starting/charging analysis.
- Tests Both FLA (flooded lead acid) and AGM (absorbed glass mat) battery types.
- Scales – CCA, CA, AHR, MCA, JIS, DIN
- User Definable – print header and footer.
- Removable Test Cables – easily field replaceable.
- PC Interface Port – allows for field updateable software.
- IR Compatible – allows optional infrared wireless printer.
- Readout Display – backlit for low light conditions, easy to view data in direct sunlight (4 x 20 character display).
- Security Cable Connection – protects against stolen or dropped units.
- Over-molded Surround with Soft-touch Keys – ruggedly built, easy to use, even with gloves.

3167-HD – Sabre HD deluxe kit

Includes 24-volt heavy-duty battery tester, 15' test leads, instruction manual, molded-plastic carrying case.

3168-HD – Sabre HD deluxe kit with printer

Same as No. 3167-HD above, but also includes an infrared wireless printer.

Accessories:

3172-15 – 15' lead set

3169 – Infrared wireless printer



3168-HD

3181

130-Amp Heavy-Duty Battery Load Tester

Applying an industry-leading 130-amp load, this ergonomically designed, heavy-duty battery tester provides accurate, reliable test results in just 10 seconds. It includes uniquely designed clamps for a positive grip on top- and side-post batteries and an extra-large, easy-to-read display.

Product Features:

- 130-amp load capacity for accurate results.
- 0–16 volt range.
- Uniquely designed clamps for both top- and side-post batteries.
- Extra-large display with zero adjust.
- Works on both 6V and 12V batteries.
- Side tabs for on-tool clamp storage.
- Back brackets for tool storage on wall or toolbox.



34288



34788NI



34288 – Combines simple operation with superior accuracy. It recovers, recycles, evacuates, leak tests, and recharges R-134A quickly and accurately. Meets SAE J-2788 standards for accuracy: 95% refrigerant recovery and charging to +/- 1/2 oz.

34788NI – Recover, recycle, evacuate, leak-test and recharge R-134a vehicle A/C systems. Features a larger graphical display, leak testing, automatic refrigerant refill and automated oil drain/inject – putting A/C lubricant back into the system. 34788NI boasts an ability to add a printer and refrigerant identifier. An optional refrigerant charge and oil capacities database is available for North American market vehicles.

Features:	34288	34788NI
Fully-Automatic Function: Program to recover, vacuum, leak test and charge without operating panel valves.		X
Automatic Oil Drain: A display reminds you to empty the graduated container to show the amount of oil to replace.	X	X
Oil Inject: Less than 1% cross-contamination.		X
Refrigerant & Oil Database: For North American market vehicles 1994 - 2007 (updates available mid-2008).		Optional
Visual & Audible Alarm: Notifies the user when service is complete, or if a problem has occurred.		X
Vacuum Leak Test: Monitors level after evacuation, informs of possible leak.	X	X
Automatic Air Purge: Eliminates damaging air without monitoring gauges or opening valves.	X	X
Automatic Refrigerant Refill: Maintains a user-selectable amount of refrigerant in an internal vessel and signals with it's time to change supply tank, no monitoring required.		X
Vacuum Feature: Defaults to 15 mins, programmable up to 99 mins. "Remaining time" is displayed.	X	X
Display: Multilingual	X	X
Refrigerant Charging: Select a charge mode from high or low side.		X
Refrigerant Management System: Displays refrigerant use and monitors remaining filter life. Prompts appear when 1/3 of filter life remains.	X	X

A/C & COOLANT SERVICE HEAVY DUTY TOOLS & EQUIPMENT



Recovers, Recycles, Evacuates, and Recharges R-12, R-134a, R-22, R-502, MP and HP Blends— and many more!

Design certified by UL to meet SAE J-1770.

One piece of equipment is all you need for A/C and refrigeration service. Also great for in-plant maintenance!

17800B

Multiple Refrigerant Recovery, Recycling, and Recharging Machine

The 17800B recovers, recycles, evacuates and recharges — all in one fast, continuous operation through one hook-up. It's ideal for refrigerated trailers, buses, RVs, and other vehicles that use more than one refrigerant. The Multi RRR machine is also great for fleet maintenance, covering a variety of makes and models since it has both R-12 and R-134a capabilities. In-plant maintenance departments will find it can handle the different types of refrigerants used in various systems.

Proven technology simplifies service!

Microprocessor — Controls functions; prompts lead you through programming and also signal when it's time to change the filter-drier, vacuum pump oil, and compressor oil.

Float Chamber — Automatically adjusts from liquid to vapor for most efficient recovery.

Electronic Scale — Makes it simple to recharge to factory specifications; also weighs recovered refrigerant and provides tank overflow protection.

CoolTech Vacuum Pump — 6 CFM has the capacity to thoroughly evacuate the system, readying it for recharging.

Versatility for many types of systems!

Lockout Panel — Prevents mixing of refrigerants; rotates to one side for 1/4" fittings and to the other for 1/2" Acme fittings.

Single-Pass Recycling — Makes an initial pass through the filter-drier; additional recycling can be programmed in case of compressor burn-out, or other conditions.

Heavy-Duty Filter-Drier — Removes moisture and acid from the refrigerant; can handle up to 200 pounds between change-overs. Comes with two 50 pound tanks, one with 1/4" fittings and the other with 1/2" Acme fittings. Also three sets of charging hoses are included — one for R-12, one for automotive R-134a (with field service couplers), and one for other refrigerants using 1/4" SAE fittings.

International Models

17801B — 220–240V 50 Hz, readout in kilograms

Replacement Parts

19776 — Recycling filter-drier

17506 — 50 lb. (23 kg) refillable tank, 1/4" fittings

34750 — 50 lb. (23 kg) refillable tank, 1/2" ACME fittings

Specifications

Voltage	115V 60 Hz
Tanks	Two 50 lb. (23 kg) refillable
Operating Range	50° to 105° F (11° to 41° C)
Recovery Rate	Vapor — 1/2 lb/min. (.2 kg/min.) Liquid — 1 lb/min. (.4 kg/min.)
Recycling Rate	4 lbs/min. (1.8 kg/min.) flow rate
Recycling Filter-Drier	1150 g XH-9
Pump Free Air Displacement	6 cfm (142 l/m) at 50 Hz
Dimensions	47" H x 26" W x 30" D (119 cm x 66 cm x 77 cm)
Weight	256 lbs. (116 kg) without tank



19776



Works on both pressurized and non-pressurized cooling systems.

Increase Your Profits
Our 10-minute exchange process means no more waiting for the engine to warm up!



75370

Coolant Exchange Unit

Designed with the user in mind.

Safety First

- Our "engine off" feature removes pulleys, belts, and fan blades from the safety equation.
- No additional ventilation required.
- Vacuum mode creates a "push/pull" exchange process allowing the technician to safely remove high pressure in a hot system.
- "Hands-off" transfer of used coolant to a bulk tank prevents spills and helps protect the technician.

Simple to Operate

- Two clearly marked valves and an easy-to-read gauge make this machine very simple to use.
- Sight glass clearly shows the amount of coolant in the waste tank.
- One valve controls the flow of coolant; process is easy to understand—no special training needed.
- No electricity required. 90 psi shop air drives the exchange process, as well as the 2 gpm pump on the waste tank.

Designed to Survive

- Impact-resistant polypropylene cabinet will not scratch or dent vehicle.
- Cabinet is impervious to chemicals commonly used in the shop.
- Large, inflatable tires carry a well-balanced platform easily across any shop floor.
- Easy to maneuver between bays and vehicles.

Extra Design Features

- Two external new coolant supply tanks allow on-board storage of two different coolant types.
- Graduations on tanks show user the amount of new coolant on board.
- On-board storage of step adapters.
- Adapter kit included.
- No hoses to cut.
- 96" hoses can be neatly stored on unit.
- One-year warranty.

Replacement Parts and Accessories

75360 — Heavy-duty adapter kit. Links the two tanks for 14 gal. capacity to service class A vehicles. (Note: must have 7-gallon tank No. 75370).

75370 — Replacement coolant 7-gallon tank

17490 — Protect your investment with a heavy-duty vinyl dust cover.

Specifications

Power Supply	— 90 psi shop air
Tanks	— Internal waste — 15-gallon capacity — External supply (2) 7-gallon capacity (removable)
Dimensions	47" H x 26" W x 33" D (119 cm x 66 cm x 84 cm)
Medium Step Adapter	Two included; fits hose size 1-1/4", 1-3/8", and 1-1/2"
Large Step Adapter	Two included; fits hose size 1-3/4", 2", and 2-1/4"



Back View: 7-gallon capacity supply tanks allow storage of different coolants.



75360



SHOP EQUIPMENT

Power Train Lifts	218
Transmissions Jacks	219 – 220
Air Lifts / Driveline Lifts	220
Clutch Lifts	221
Truck Ramps	221
Under Axle / Service Jacks	222 – 225
Fork lifts	226
Stands	226
Car Dollies	227
Brake Drum Dolly	228
Wheel dollies	228
Engine Stands	229 – 230
Engine support Bars	230
Floor Cranes	231 – 232
Lifting Chains	232
Filter / Fluid / Oil Service	233
Presses & Accessories	234 – 237
Bottle Jacks	238
Collision Repair Sets	239
Hydraulic Flow Meters	240-241
Hydraulic Spreaders	242
Hydraulic Pumps & Rams	242 – 251
Hydraulic Accessories	252 – 253
Bushing Service	254 – 255
Freightliner Rear Suspension Tool	256
DPF Equipment	257 – 258

POWER TRAIN LIFTS SHOP EQUIPMENT



5078 Air-Assisted 2,000 lb. Capacity High-Lift Transmission Jack... or Trucks & Buses

- Foot-operated air pump enables the operator to effortlessly raise the transmission into place.
- Rugged, heavy wall tubing and oversized base for stability.
- A dedicated adapter for Allison 500- and 600-series automatic transmissions is included.
- Covered by OTC Lifetime Marathon Warranty®.

Specifications:

Min. height is 41-1/2" Max. side tilt (side/side)
Max. height is 65" – 14°
Max. forward tilt – 50° Leg width – 46"
Max. backward tilt – 38°



5130 1,000 lb. Capacity DriveMaster™ Driveline Lift

- Low profile of 6" and a Lift range: 24" to 30".
- Pivoting pump handle +/- 15° tilt in each direction
- Includes 553516 Differential Adapter
- ANSI/PALD

Specifications:

Overall Length – 43" Min. Height – 6"
Overall Width – 30-1/4"
Max. Height – 30"



5019A 2,200 lb. Capacity Low-Lift Transmission Jack

- Special mounting adapter fits popular Eaton® Fuller® RoadRanger® transmissions used on nearly all Class 7 and 8 heavy-duty trucks. Mounting plate angle is adjusted with the turn of a wrench.
- Swiveling pump handle permits ease of operation in restricted working spaces. Fast-acting pump quickly raises lifting arm.
- Includes No. 49611 adapter for Eaton® Fuller® RoadRanger® transmissions (also available separately).

Specifications:

Min. height is 8-1/4" Max. side tilt (either
Max. height is 36-1/2" side) – 12°
Max. forward tilt – 15° Overall length – 52"
Max. backward tilt Overall width – 32-1/2"
– 20°

Power Train Lifts

- These lifts will handle engine and transmission assemblies, gas tanks, drive axle assemblies, engine/transaxle assemblies, electric vehicle batteries, and more.
- Scissors-type design allows access to all four sides of a component.
- Two independent adjusting screws tilt the table ±15° side-to-side, or fore and aft. Can be operated manually or with non-impact air wrench.
- 20" x 32" table.
- 8" swivel casters provide enhanced mobility under heavy loads.
- ANSI/PALD compliant.

5285 Power train lift (1,650 lb. Capacity)

- Air / hydraulic operation – Foot control pump with hose allows movement around lift.
- Min. height is 31-1/2"; Max. height is 74-1/2".
- Footprint 33" wide x 48" long.

1595 Power train lift (2,500 lb. Capacity)

- Powered by a quiet, 110V electric/hydraulic pump.
- Smooth, steady lifting and lowering motion controlled by hand-held remote.
- A 30 ft. long retractable extension cord is mounted to the frame.
- Min. height is 29"; Max. height is 80"
- Footprint 31" wide x 50" long.

1522A

Heavy-Duty 2,000 lb. Capacity Low-Lift Transmission Jack...for Class 7 and 8 Trucks

- Includes No. 220492 adapter for Eaton® Fuller® RoadRanger® transmissions.
- Pump handle rotates 360° for operator convenience; ball bearing 3.5" diameter swivel casters provide easy positioning of jack.
- Safety overload system prevents use of jack beyond its rated capacity, and a safety bypass protects the hydraulic cylinder from damage.

Specifications:

Min. height is 6-7/8" Max. side tilt (either side) – 11°
Max. height is 35-1/4" Overall length – 43-1/2"
Max. forward tilt – 24° Overall width – 26"
Max. backward tilt – 18°

Accessories for 5019A / 5078 / 1522A Transmission Jacks and 5130 Driveline Lift

558382 – Auxiliary box adapter. Used with all.

561949 – Light duty transmission adapters. Used with all.

528150 – Eaton® "Lightning" adapter. Used with the No. 5019A transmission jack.

543284 – Roadranger transmission Model series FRO-11210C to FRO-18210C that is equipped with an internal cooler. Used with the No. 5019A transmission jack.

49611 – Eaton® Fuller® RoadRanger® auxiliary housing adapter. Bolts directly to the countershaft bearing caps to provide a stable platform for removing and installing the auxiliary housing.

553516 – Differential Mounting Adapter. Mounts easily using existing bolt patterns. Fits the most common differentials currently in use on Category 7 and 8 Heavy Duty Trucks. Including: Eaton, Fuller, Rockwell, Meritor, Spicer, International, and Mack. For use on OTC (5019A – 553516 requires 565188 adapter) 5078 and Stinger 1522A Transmission Jacks.

314729 – Allison 500/600 series automatic transmission adapter used with No. 5078 transmission jack.

540231 – Eaton® Fuller® RoadRanger® transmission adapter

540232 – Mack transmission mounting brackets. Provides a stable platform for Mack T200 series transmissions.



5285
extended

Casters provide a 9-1/2" clearance on lower frame



5285 collapsed



1522A



558382

561949



553516

528150



540231



543284

49611



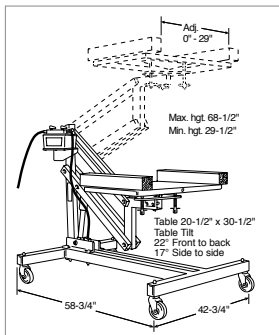
314729

540232



1585A
Power Train Lift – 1,250 lb. Capacity

- For easy removal and installation of engine/transaxle assemblies on FWD vehicles. Also handy for pulling rear ends, leaf springs, and more.
- Includes 4020 air/hydraulic pump.
- Your shop air supply is the only thing you need to get the precise control.
- Width between wooden support blocks is adjustable from 0–29". Load is secured with a tough nylon strap.
- Covered by OTC Lifetime Warranty®.



1521A
1,000 lb. Capacity Low-Lift Transmission Jack

- Universal mounting head, with adjustable brackets, tilts front to back and side to side for easy transmission alignment.
- Safety chains hold the load securely, even while moving about the shop.
- Wide, stable wheel base with four swivel casters, and two handle grips make it easy to position under the vehicle.
- Safety overload prevents jack from being used beyond its rated capacity.
- Pump handle rotates a full 360° for use in any position.

Specifications:

Min. height is 7-1/2" Max. side tilt (either side) – 30°
Max. height is 29-3/4" Max. forward tilt – 67°
Max. backward tilt – 17° Overall length – 34-1/2"
Overall width – 19.3/8"



Head adjustable to 19-1/2" x 18".

1728
Air-Assisted 1,000 lb. Capacity High-Lift Transmission Jack

- Unique foot pedal design gives you complete control over the air-driven first stage to rapidly raise the mounting head to the transmission; second stage is hydraulically actuated — permitting precise operator control during removal and installation.
- Transmission mounting head features four ratcheting brackets that adjust to fit a wide range of transmissions. Four-wheel base with locking swivel casters provides stability and portability.
- Safety bypass prevents damage caused by a system overload.
- Carries OTC Lifetime Marathon Warranty®.


Specifications:

Min. height is 34-1/2" Max. height is 75"
Max. forward tilt – 50° Max. backward tilt – 20°
Max. side tilt (either side) – 10°
Leg width – 41"



1758
Fuel Tank Handler

- Provides safe and efficient handling of fuel tanks. Adjustable from 24" to 38" horizontally, and 7" to 11" vertically, to service tanks up to 40 gallons.
- Universal adapter plate fits all OTC and virtually all competitive transmission jacks and power train lifts in the market.
- Gearing mechanism ensures equal extension of lift arms to ensure load is properly balanced over jack.
- Four adjustable support risers can be individually adjusted to ensure a perfect fit to any fuel tank design.
- Cross-link polyethylene foam pads protect tank from damage.



Folding foot pedal.

5237
1,000 lb. Capacity High-Lift Transmission Jack

- Universal mounting head provides wide fore and aft tilt range.
- Two-stage hydraulic cylinder design.
- Innovative folding foot pedal and release provides precise ease of control when positioning or removing a transmission. - Significantly reduces force required to lift extremely heavy transmissions.
- Upgraded ergonomic handles for adjustment.
- ANSI/PALD compliant.

Specifications:

Min. height is 34-1/2"
Max. height is 75"
Max. forward tilt – 50°
Max. backward tilt – 20°
Max. side tilt (either side) – 10°
Leg width – 41"

223196
Transmission Jack Mounting Adapter Set

- Used with No. 1728 transmission jack. Ideal for use on larger standard transmissions with irregularly shaped oil pans.
- Four adjustable arms help stabilize transmissions that have rounded bottom surfaces.



**FOR PRODUCT VIDEOS VISIT
OTCTOOLS.COM**



1794A
Air-Assisted 1,000 lb. Capacity High-Lift Transmission Jack

- Air-assist primary stage for rapidly raising the mounting head, activated by depressing foot pedal.
- Hydraulic secondary stage for precise operator control, activated by a hand pump to raise the load, and a release knob to lower the load.
- Big, easy-to-grip knobs that make mounting head adjustments simple, and a safety chain for securing the load.
- Wide leg base with 4" polyurethane swivel wheels that provide stability and easy maneuvering. (Brakes on two of the wheels.)
- Safety overload system to prevent jack from being used beyond its rated capacity.

Specifications:

Min. height is 37-5/8"
 Max. height is 76-1/2"
 Max. forward tilt – 42°
 Max. backward tilt – 46°
 Max. side tilt (either side) ± 12°
 Leg width – 37-1/8"



1793A
1,000 lb. Capacity High-Lift Transmission Jack

- Universal saddle tilts front to back and side to side; features adjustable corner brackets and safety chain for optimum positioning of the load.
- Flash-chromed rams inhibit rust from entering the hydraulic system.
- Foot-operated pump and lowering pedal for ease of control when positioning or removing a transmission.
- Wide leg base with 4" polyurethane swivel wheels that provide stability and easy maneuvering. (Brakes on two of the wheels.)
- Safety overload system to prevent jack from being used beyond its rated capacity.

Specifications:

Min. height is 35"
 Max. height is 71-5/8"
 Max. forward tilt – 24°
 Max. backward tilt – 19°
 Max. side tilt (either side) ± 20°
 Leg width – 37-1/8"



1520
10-Ton Capacity Lifting System (Includes two lifts)

- Mobile, tandem system is air-operated. This will handle your class 7 and 8 tractor lifting needs. No need to waste time re-blocking and making additional lifts for the clearance you need for under-vehicle service. Roll the system to the vehicle anywhere in the shop or outside on a level surface.
- Unique design provides lift from the tires, not the frame or axle members. Ideal for situations where limited ground clearance or a lack of clear access complicates lifting.
- Single controller operates both sides of the system for a smooth, level lift up to two full feet from the bottom of the tires to the ground. Units can double as support stands when retention pin is inserted.
- Covered by OTC Lifetime Marathon Warranty®.

Specifications:

Capacity – 10-tons (20,000 lbs.) (pair)
 Air pressure – 150 psi
 Lifting range – 0"-24"
 Saddle width – 19-1/2" – 24" dia. rim sizes
 Height – 53-1/4"
 Width – 41-1/2"
 Length – 39-1/2"



1591B
10-Ton Combination Air Lift & Support Stand

- 40" removable handle and 8' air hose.
- Covered by OTC Lifetime Marathon Warranty®.

Specifications:

Capacity – 10 tons (at 200 PSI air)
 Minimum height (unpinned, no extension) – 18-3/4"
 Maximum height (pinned in top hole, with extension) – 50-1/2"
 Stroke – 10-7/8"

1590
10-Ton Air Lift

- Adjustable lifting saddles and an extra-wide stance for extra stability.
- Automatic mechanical safety catch engages in five height positions.
- Two large swivel casters and pneumatic tires make it easy to maneuver, even on loose gravel.
- Covered by OTC Lifetime Marathon Warranty®.

Specifications:

Capacity – 10 tons (at 200 psi air)
 Air pressure – 100–200 psi
 Lifting range – 13"–52"
 Saddle spread – 29" – 41-3/4"
 Saddle – 4" X 5-1/4"
 Height – 67-1/2"
 Width – 41"
 Length – 36"
 Distance from lift arm to floor support – 12-1/2"

572913 – Optional saddle set for 1590. Saddle – 4" X 5-5/8"



572913



5018A Truck Clutch & Flywheel Handler

- Replaces 14" & 15-1/2" clutch assemblies weighing up to 250 lbs.
- 13" low point enables access below side faring.
- Linkage raises load from horizontal to vertical position.
- 360 degree swivel head.
- Covered by OTC Lifetime Marathon Warranty®.

516160 – Optional flywheel handling attachment

515686 – Optional splined shaft, 1-3/4" dia. with 1-1/4" pilot

516159 – Optional splined shaft, 1-3/4" dia. with 1" pilot



5015A Truck Clutch & Flywheel Handler

- Handles 14" and 15-1/2" clutch assemblies weighing up to 150 lbs.
- Lifting range of 9" to 37". Swivel casters provide easy maneuverability.
- Includes a 2" spline shaft with a 1-1/4" pilot to aid in alignment.

218174 – Optional Flywheel handling attachment for use on No. 5015 and 5015A only.

48625 – Optional splined shaft, 1-3/4" dia. with a 1-1/4" pilot.

440533 – Optional splined shaft, 1-3/4" dia. with a 1" pilot. Needed for clutch service on some Navistar 466 series engines.

314386 – Optional 1-3/4" dia. alignment shaft extension. Used for 2-plate clutch of Navistar 466 series engine.



7020 Similar to Ford T57L-500-B, 307-003



7020 Bench-Mounted Holding Fixture

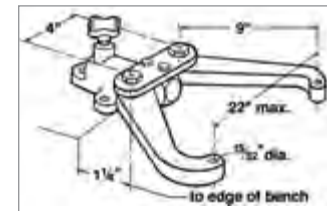
Here's a helpful device that enables you to securely hold and rotate small engines, transmissions, and other components while you're working on them.

- This holding fixture will handle pieces weighing up to 250 lbs., and it offers 360° of rotation with positive stops at 90° increments.
- Three sides of the mounted unit remain fully exposed.

34607

Base assembly only.

34607 Similar to Ford D83L-500-B1, 300-D041

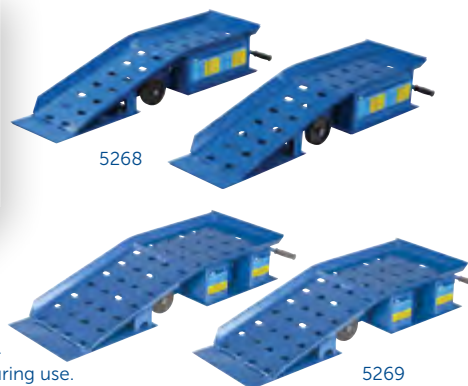


20-Ton Truck Ramps

- Long, retractable T-handle enhances mobility.
- Non-skid rubber matting prevents slippage during use.
- Durable, heavy-duty rubber wheels.
- Capacity per pair is 20 tons
- Covered by OTC Lifetime Marathon Warranty®.

5268 – 20-ton truck ramps handle up to 10" tread width.

5269 – Wide 20-ton truck ramps handle up to 16" tread width



7118 Transmission Adapter Kit

Converts your OTC engine stand into a transmission service stand.

- Kit replaces the adjustable arms of the stand to hold and position the transmission at workbench height for repair.
- The transmission is held with three sides fully exposed for working convenience, and can be rotated a full 360° for complete access to all parts.



Model	Frame Height	Frame Width	Frame Length	Wheel Diameter	Handle Length
5268	9-1/4" (23.5 cm)	13-1/2" (34.29 cm)	47" (119.38 cm)	5" (12.7 cm)	33" (83.82 cm)
5269	9-1/4" (23.5 cm)	18-1/4" (46.36 cm)	47" (119.38 cm)	5" (12.7 cm)	33" (83.82 cm)



Convenient and secure storage space for large adapter & saddle.



Maximum extended height

Large adapter

Saddle

5292 27.5-Ton Under Axle Jack

- Features class-leading 27.5 ton capacity
- Robust design with completely sealed piston.
- New lever design and pneumatic release valve for more precise release control.
- Power return allows lowering with no load.
- Includes two height adapters for flexibility.
- PALD compliant.
- Minimum retracted height (with saddle only): 8-1/4".
- Maximum extended height (with screw extended and large adapter): 21-3/8".
- Stroke: 4.9375".
- PSI range: 90 to 175.


5093B 3-Stage Under-Axle Jack

Three-stage lift capacity 20T, 35T, and 65-tons. Ideal for lifting loaded trailers, buses, and other Class 7 & 8 vehicles.

- Piston and cylinders are made from chromium molybdenum vanadium steel for durability and then liquid nitrided to prevent rust and seizing.
- Features a high load-approach speed.
- Air-driven cylinder with pressure control knob for maximum user safety.
- 4-position handle: horizontal, 45 degrees, vertical, or collapsed.
- 7-inch minimum height for low clearance vehicles.
- Comes complete with a 3-15/16 in. (100 mm) lifting extension.
- Complies with ASME / PALD test requirements.



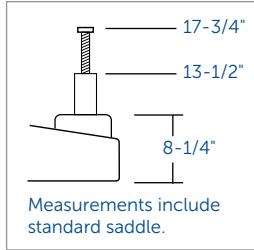
Single control switch, handy and easy to use.



4 positions: horizontal, 45 degrees, vertical, or collapsed for easier transport.



8-1/4" width for easy access to the lifting point.



1788B 22-Ton Capacity Under-Axle Jack

- Improvements include advanced seal ring material and one-piece air piston air pump
- Long 49-1/2" T-handle lets you easily position jack under vehicles with long overhangs.
- One pull of the handle activates the self-retracting 22-ton capacity ram without having to crawl underneath the vehicle.
- Jack has large rubber-tired wheels.
- Lifting range:


3/4" saddle	Max. height 17-3/4"	
1-15/16" saddle	Max. height 18-15/16"	3-7/8" saddle
	Max. height 20-5/8"	
- Cylinder stroke, 4-1/2"; extended screw length, 4-1/4"; PSI range, 90-145.

215009* – In-line oil lubricator.

Add to air line to meter precise flow of lubricant to air motor. Has 1/4" NPT fitting. *Not included, order separately. Prevents harmful contamination caused by moisture in the air line!

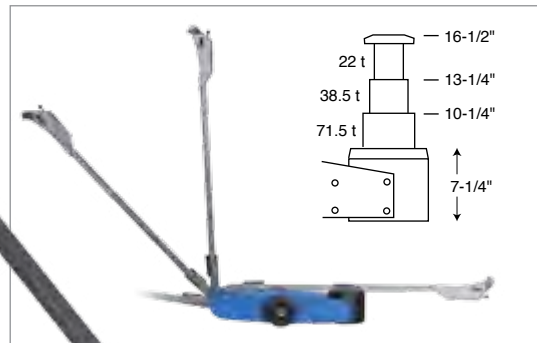


1-7/8" Low Profile



5200 Ultra-Low Profile 2-Ton Service Jack

- Minimum saddle height of just 1-7/8".
- Unique, fifth-wheel design provides effortless 360° maneuverability – literally spins on a dime!
- Featuring Polyamide casters – superior to cast wheels due to their high mechanical strength and thermal properties.
- Foot pedal for quick approach of saddle to lifting point. Ergonomic handle for user comfort and enhanced mobility.
- Lifting range of 1-7/8" to 20-1/2".
- CE marked – ASME / PALD tested.





5202

2- & 3-Ton Service Jack

- Ergonomic handle for user comfort and easy mobility.
- Foot pedal for quick approach of the lifting saddle to load. Built-in tray for fasteners and tools.
- CE marked – ASME/PALD tested.
- Covered by OTC Lifetime Marathon Warranty®.

5202 – 2-ton service jack. Min. height 3"; Max. height 18-1/4".

5203 – 3-ton service jack. Min. height 5-1/2"; Max. height 20-1/2".

Specifications	5202	5203
Capacity	2-ton	3-ton
Min. height	3"	5-1/2"
Max. height	18-1/4"	20-1/2"
Overall length	34-5/8"	42-1/4"
Overall width	14-3/16"	14-3/16"
Handle length	39-1/2"	39-1/2"

SEE PAGE 193 FOR JACKS STANDS 3-TON, 6-TON AND 12-TON STANDS.



Aluminum Racing Jack – Lifts 2-Tons and Weighs only 43 lbs.!

- Low profile makes it perfect for ground hugging, high performance cars.
- Five pumps to max. height.
- Min. height 3-1/2"; max. height 18".
- Includes side-mounted handles for quick and easy carrying.
- Made from aircraft-grade aluminum.
- Two-piece, 45" long handle snaps together for quick setup.
- Removable, rubber saddle pad protects vehicle and prevents slipping.

1532 – 2-ton aluminum racing jack 2-Ton Aluminum Jack Stands

- 10-1/4" min. height.
- 15-1/4" max. height.
- The pair weighs only 11 lbs.!
- Made from aircraft-grade aluminum.

1582 – A pair of 2-ton aluminum jack stands 2-Ton Racing Jack Pack

- Includes 2-ton aluminum racing jack and a pair of 2-ton aluminum jack stands.



1532 Jack & stands

1582 Stands

1532 Jack

552650 – Aluminum racing jack wall mount



552650



2-1/4 / 3-Ton Hydraulic Service Jacks

- Flanged upper body edge increases strength to resist twisting.
 - Light, compact design makes them easy and convenient to use.
 - Built-in safety overload system protection prevents use beyond their rated capacity.
 - Rear swivel casters, for easy maneuvering and positioning.
 - These jacks have 4" saddle dia., 21" overall reach, 6-1/2" frame height,
 - 39-1/2" handle length, and a floor space of 13-1/2" x 24-1/2".
- 5302 – 2-1/4-ton capacity with a lifting range of 5" to 18".**
5303 – 3-ton capacity with a lifting range of 5-3/4" to 18-1/2".



5302

Specifications	5302	5303
Capacity	2-1/4 ton	3-ton
Lifting range	5" to 18"	5-3/4" to 18-1/2"
Saddle dia.	4"	4"
Frame height	6-1/2"	6-1/2"
Handle Length	39-1/2"	39-1/2"
Floor space	13-1/2" x 24-1/2"	13-1/2" x 24-1/2"



5303



5300 OTC Stinger 3-Ton Jack Pack

This jack pack includes (5303) 3-ton service jack and (5372) Pair of 3-ton jack stands.

5303 – 3-Ton Service Jack

- Flanged upper body edge increases strength to resist twisting.
- Light, compact design makes them easy and convenient to use.
- Built-in safety overload system protection prevents use beyond their rated capacity.
- Rear swivel casters, for easy maneuvering and positioning.
- Lifting range of 5-3/4" to 18-1/2"
- 4" saddle dia., 21" overall reach, 6-1/2" frame height.
- 39-1/2" handle length, and a floor space of 13-1/2" x 24-1/2".

5372 – Pair of 3-ton jack stands

- Base: 8-1/4" x 7-1/2".
- Height range: 12" to 17-11/16".
- 11 adjustment positions.
- Welded foot pads resists sinking into soft ground or asphalt.



1526 Two-Speed 3-1/2 Ton Service Jack

The ideal floor jack for both a large automotive service center or a one person shop.

- Gets to the load quickly.
- One pump to load; three pumps to full height unloaded.
- Extra wide lift range – from 4" to 21".
- A long 48" spring-loaded handle provides rapid return after each pump.
- Heavy-duty construction – rolled edges add strength and resist twisting.
- With a wheel base of 23", the front wheels are 3-1/2" diameter and rear casters are 2-1/8".
- Pinned 4-3/4" saddle will not lift off during use.
- 2-year limited warranty.



1511B

5-Ton and 10-Ton Air/Hydraulic Service Jacks

- Bring the versatility of air-assist operation to your shop's lifting tasks.
- Huge front wheels mounted in bearings provide trouble-free service life. Rugged steel frame members.
- Rear swivel casters make spotting the jack easy. Spring-loaded handle may be locked in three positions, from horizontal to vertical.

1507B – 5-ton air/hydraulic service jack

1511B – 10-ton air/hydraulic service jack

Specifications	1507B	1511B
Capacity	5 ton	10 ton
Air pressure	80–120 PSI	80–120 PSI
Lifting range	5-7/8" to 22"	6-3/8" to 22"
Saddle dia.	6-5/8"	5-3/4"
Overall reach	87"	90"
Frame height	8"	10"
Handle length	40"	45"



5206



5210

6- & 10-Ton Heavy-Duty Service Jack

- Ergonomic handle for user comfort and easy mobility.
- Foot pedal for quick approach of the lifting saddle to load. Built-in tray for fasteners and tools.
- CE marked – ASME/PALD tested.
- Covered by OTC Lifetime Marathon Warranty®.

5206 – 6-ton HD service jack. Lifting range 6-11/16" to 22-13/16".

5210 – 10-ton HD service jack. Lifting range 6-11/16" to 23-13/16".

Specifications	1507B	1511B
Capacity	6-ton	10-ton
Min. height	6-11/16"	6-11/16"
Max. height	22-13/16"	23-13/16"
Overall length	87"	99-1/2"
Overall width	16-5/8"	16-5/8"
Handle length	39-3/8"	39-3/8"



**FOR PRODUCT VIDEOS VISIT
OTCTOOLS.COM**



5106



5110

6- & 10-Ton Capacity Air/Hydraulic Service Jack

- Huge steel front wheels are mounted in bearings for trouble-free service life. Rear swivel casters make spotting the jack easy.
- Spring-loaded handle can be locked in three positions.
- Covered by OTC Lifetime Marathon Warranty®.

5106 – 6-Ton Air/Hydraulic Service Jack. Lifting range 4-3/4" to 23-1/4", reach 87", 45" handle.

5110 – 10-Ton Air/Hydraulic Service Jack. Lifting range 6-3/4" to 26-7/8", reach 93", 47" handle.

Specifications	5106	5110
Capacity	6-ton	10-ton
Air pressure	90–175 PSI	90–175 PSI
Lifting range	4-3/4" to 23-1/4"	6-3/4" to 26-7/8"
Saddle dia.	7"	7-3/8"
Overall reach	87"	93"
Frame height	8"	10"
Handle length	45"	47"



1505B



1512



1510B

5-Ton and 10-Ton Service Jacks

- A built-in safety overload prevents using the jack beyond its rated capacity.
- Convenient foot pedal speeds the lifting operation. Handle lock and release control are located on top of the handle. Handle can be locked into any position from vertical to horizontal.
- Both models have a spring-loaded 40" handle.

1505B – 5-ton service jack

1510B – 10-ton service jack

20-Ton Capacity Service Jack

- Low-profile stance and extended height add to versatility.
- Wheels and swivel casters feature internal bearings.
- Either the foot pedal or jack handle may be used for pumping action. Counter-balanced, spring-assisted handle has a three-position lock.

1512 – 20-ton service jack

Specifications	1505B	1510B	1512
Capacity	5-ton	10-ton	20-ton
Lifting range	6" to 22"	6-1/4" to 22"	7-1/2" to 24"
Saddle dia.	5-1/8"	6"	7-1/2"
Overall reach	47"	51"	97"
Frame height	7-3/4"	9-3/4"	10-1/4"
Handle Length	43"	43-1/4"	42"
Floor space	14-3/4" to 56"	18" to 60"	18-1/8" to 61-3/8"

5214

4-Ton Capacity Fork Lift Jack

- 8,000 lb. capacity with a low starting height of 2-5/32".
- 10,000 lb. capacity (5 tons) when lifting from cylinder saddle—ideal for agriculture and industrial applications.
- Unique shape of primary saddle allows for handling of all lift truck configurations with flat or edged surfaces.
- Features include high-quality seals, chrome-plated internal components, and high-strength steel construction.
- Secondary lifting surface feature.
- Complies with ASME-PALD.
- Lifting Height: 2-5/32 – 17-15/16".



1540

4-Ton Capacity Fork Lift Jack

- 8,000 lb. capacity with a low starting height of 2-5/8".
- Two-position lift pad permits handling of all lift truck configurations with flat or edged surfaces.
- Minimum low lift: 2-1/4".
- Maximum high lift: 16-1/4".
- Features include high-quality seals and high-strength steel construction.
- Handle stop makes for easy maneuverability.
- 30" long handle.



OTC Stinger 3-Ton, 6-Ton and 12-Ton Jack Stands

- Formed and welded steel base for strength; self-locking ratchet handle cannot be released under load. Durable baked enamel finish resists corrosion.
- Stands conform to ANSI PALD load rating standard; factory tested before shipment.

5372 Pair of 3-ton jack stands. Base: 8-1/4" x 7-1/2". Height range: 12" to 17-11/16".

5373 Pair of 6-ton jack stands. Base: 11-9/16" x 10-3/8". Height range: 15-5/8" to 23-11/16".

1784D Pair of 12-ton jack stands. Base: 12-1/8" x 10-7/8". Height range: 17-1/2" to 27-1/2".



3- and 6-Ton Capacity Ratcheting Jack Stands

- Jack stands feature a formed steel frame for strength and long life, and rolled base edges that resist sinking into soft ground or asphalt.
- Recessed column saddle for acceptance of vehicle panel rail (pinch weld).
- Dual purpose handle serves as carrying handle and column release.
- Investment cast rack bar for long life strength.
- Covered by OTC Lifetime Marathon Warranty®.

1736A – Pair of 6-Ton Jack Stands. Height Range of 15-1/2" to 24-1/2".

1733A – Pair of 3-Ton Jack Stands. Height Range of 12-1/2" to 18-1/2".



1774B

10-Ton Capacity Ratcheting Jack Stands (pair)

- These ratcheting jack stands are highest quality steel and factory tested to ANSI PALD standards.
- The form-fit saddle design and 12" x 14" base ensures stability.
- Height range is 20" to 31-1/2".



1780

22-Ton Capacity Jack Stands

- Height range is 13-7/8" to 19-7/8".
- Saddle size 3" x 3-3/4".
- Pin-style (non-ratchet) three positions, 3" intervals.
- Reinforced collar to meet newest ANSI PALD test standards.
- 11" flat base prevents sinking into the surface.

1783

Heavy-Duty 20-Ton Capacity Adjustable Support (One only)

- Designed for the really big service jobs. Rugged steel construction, and large 15-1/2" square base will satisfy support requirements up to 40,000 lbs.
- Features include 4-point adjustment. Height range is 15-1/4" to 24". Saddle diameter is 6".
- Covered by OTC Lifetime Marathon Warranty®.

Note: Recommend use in pairs.



1778B

12-Ton Capacity Low profile Jack Stand (One only)

- Spun steel base won't dig or sink into asphalt or sand.
- Height range of 19" to 29-1/2".
- Covered by OTC Lifetime Marathon Warranty®.

Note: Recommend use in pairs.



1779B

12-Ton Capacity High profile Jack Stand (One only)

- Spun steel base won't dig or sink into asphalt or sand.
- Height range of 33-3/4" to 44-1/4".
- Covered by OTC Lifetime Marathon Warranty®.

Note: Recommend use in pairs.



Extension Tubes for 1778B and 1779B Jack Stands

543751 – Extension Tube
Height range of 19" to 29-1/2"

543752 – Extension Tube
Height range of 33-3/4" to 44-1/4"




1781B

4,000 lb. Capacity Underhoist Tripod Stand

- Ideal for undercar maintenance. An ACME take-up screw precisely positions and secures the support stand in place.
- Height range of 65-3/4" to 74-5/8".





Tripod and Underhoist Stands

2018A – 4,000 lb. Capacity Underhoist Tripod Stand

- Lifting height of 58-7/8" to 91-5/8"; saddle measures 3-1/4" x 3-1/4".
- 24" x 24" x 24" tripod base.

2015A – 1,500 lb. Capacity Underhoist Stand

- Lifting height of 54-1/4" to 80-3/4"; saddle measures 5-1/4" x 1-1/4".
- 11-7/8" dia. base.

2016A – 1,500 lb. Capacity Underhoist Stand with Foot Pedal

- Foot pedal actuated lifting mechanism.
- Lifting height of 54-1/4" to 80-3/4"; saddle measures 5-1/4" x 1-1/4".



1572 Car Dolly (3,600 lbs., capacity pair)

- Innovative patent-pending design — clamps directly to pinch welds to prevent slippage during use.
- Independent units eliminate the need to adjust dolly width for different vehicle designs.
- Each unit has an independently adjustable threaded lift saddle with rubber pads to protect the vehicle frame.
- Universal design for use on all vehicle types without additional adapters.
- Provides easy movement of FWD vehicle after removal of drive train.
- The material on the 5" casters is polypropylene.
- Each unit has 1,800 lbs. capacity (3,600 lbs., pair) with low height of 9" and high of 14".
- May be used with or without tires on vehicle.



Shown folded

1734A 300 lb. Capacity Heavy-Duty Wheel Step

- Tire-mounted wheel step provides quick, easy access to under-hood components.
- Fits heavy-duty vehicles (Class 7/8).
- Adjusts to fit 22-1/2" to 24" wheel sizes.
- Non-skid platform surface.



Shown folded

1534A 300 lb. Capacity Passenger/Light Truck Wheel Step

- Provides quick, easy access to your vehicle's roof for loading/unloading cargo.
- Fits passenger and light trucks.
- Adjusts to fit 14" to 20" wheel sizes.
- Non-skid platform surface.
- Two-year warranty.



1580 (sold individually)

1580 1,500 lb. Capacity Easy Roller™

- Provides simple and efficient method of moving a disabled vehicle around a shop environment.
- Fits tread widths up to 12".
- 4 heavy-duty phenolic casters.
- 1,500 lbs. capacity per unit.
- Hydraulic lift mechanism with locking pin.



1545 Motorcycle/ATV Lift

- 1,500 lb. capacity and 17" long skids that will lift the largest, widest cruisers.
- Lowest clearance available, 3-1/2" at lowest level, with a wide lift range of 3-1/2" to 16-3/4".
- Removable handle provides 360° access to load.
- Features also include foot pedal release, locking rear casters, automatic safety lock, and two ratcheting tie down straps for safety.



5090 Back Buddy™ II

- Remove, transport, service, and install heavy truck brake drums and hub assemblies.
- Fast-motion ratcheting jack with 14" of vertical lift.
- Pneumatic rear tires.
- Tilting mechanism to achieve the exact angle necessary for precise reassembly.
- Fold-down handle for open access to the work area.

513926 – 10 stud inboard hub & drum assemblies – 335 mm.

513927 – 10 hole outboard drums – 3/4" thick back plates Adapter Sets (sold separately)

513925 – 5 and 6 spoke wheels

514644 – 8 stud inboard hub & drum assemblies

514645 – 8 hole outboard drums

514646 – 6 stud inboard hub & drum assemblies

514647 – 6 hole outboard drums

514648 – Humvee/Hummer geared hubs

BRAKE DRUM / WHEEL DOLLIES SHOP EQUIPMENT

5017A Brake Drum Dolly

- Remove, install, and transport truck brake drums without physically having to lift them.
- Works on 15" and 16-1/2" drums found on most Class 7 and 8 tractor and trailer brake systems.
- Heavy-gauge steel construction, ten-inch pneumatic tires, and adjustable handle.
- Covered by OTC Lifetime Marathon Warranty®.



1543 Brake Drum Dolly

- Removes, installs, and transports truck brake drums without physically having to lift them.
- Works on all 15" and 16-1/2" drums found on most class 7 and 8 tractor and trailer brake systems.
- 6" height adjustment aids installation.
- Heavy-gauge steel construction, 8" tires, and 36" handle.



5105B 1,100 lb. Capacity High-Lift DualWheel Dolly

- Effortless air-powered hydraulic lift system for a variety of applications.
- 0 to 42" lifting range.
- Six-inch lateral adjustment.
- Tilt adjustment of +15° to -8° ensures easy alignment.
- Features four swivel casters, two locking, for enhanced mobility.



Easy Lever Wheel Dollies

- Gives technicians the leverage they need to easily remove or install truck tire-and-wheel assemblies.
- Heavy-duty construction capable of toting 300 pounds.
- Onboard rollers that make stud-hole alignment a snap.
- Spring-loaded kickstand for handy parking.
- Two models that, together, can accommodate tire diameters from 24 to 48 inches.
- Rugged tubular steel construction.

5096A – Heavy-duty Easy Lever wheel dolly. With a width of 26", this dolly handles tire diameters of 36" to 48".

5095A – Easy Lever wheel dolly. With a width of 22", this dolly handles tire diameters of 24" to 36".



5100 Wheel Mate™

- Enables truck technicians to easily remove, install, rotate, and transport single tire-wheel assemblies.
- Internal ratcheting jack with 14 inches of vertical travel—almost a foot higher than conventional dollies.
- U-shaped chassis that provides close, unhindered access to work area.
- A design that accommodates—and securely holds—almost any truck wheel, including wide-based singles, without restraining chains.
- Heavy-duty ball-bearing wheels mounted under ball-bearing swivel casters for maximum maneuverability.
- Foot-operated wheel lock.
- Rugged structural steel tubing construction that meets the demands of the toughest shop environments.



5082 Wheel Tipper

This heavy-duty wheel tipper makes handling those hard-to-manage truck tires easy. To use the wheel tipper, simply deflate the tire and break the bead, then hook the wheel tipper to the rim of the wheel. The wheel tipper makes an otherwise tough task effortless.

- Designed for both aluminum and steel wheels won't damage wheel rim.



1770A 1,500 lb. Dual Wheel Dolly

- Hydraulic jack provides almost 5' of lift and tilts wheel assembly 4° to prevent damage to wheel seal.
- Independent lifting rack provides maximum stability; rollers won't catch on load.
- Swivel casters for easy maneuverability.
- Floor space is 45" by 41".
- 6' chain holds load in place.
- Covered by OTC Lifetime Marathon Warranty®.



1769A Truck Dual Wheel Dolly

- This 1,500 capacity dolly will remove, transport, and replace dual wheel and tire assemblies without strain or struggle.
- Swivel casters, 3-1/2" front and 3" rear, provide easy maneuverability.
- Floor space is 43" by 42".
- No. 1769A hydraulic jack provides over 6-1/2" of lift and tilts wheel assembly 7° to prevent damage to wheel seal.
- Includes a 6' support chain to hold load in place.



FOR PRODUCT
VIDEOS VISIT
OTCTOOLS.COM

6000 lb. Revolver® Diesel Engine Stand

- 96-to-1 ratio worm and gear set rotates components 360°; handle locks in any position.
- Integral 12-ton jack raises the work to provide the swing radius needed for clearance. Two front wheels and two rear casters provide mobility.
- Universal adapter assembly permits use with a wide variety of mounting plates.
- Covered by OTC Lifetime Marathon Warranty®.

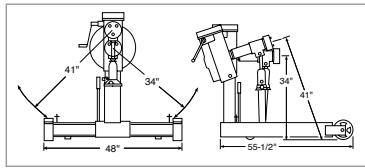


1750A – Revolver diesel engine stand with No. 205061 universal engine adapter assembly.

1750 – Engine stand without universal engine adapter assembly.

Revolver® Engine Adapter Plates

You can order only those plates you need for the engines you work on. The universal adapter assembly is required for mounting all plates to the stand.



205061 Universal Adapter Plate Assembly. Included with 1750A engine stand. (Must be used with all plates below.)

J-29109-J Adapter plate to accommodate adapters for Kent-Moore engine stand.

Detroit Diesel

205058* For Detroit engines: 53 series in-line 6 cyl., 6V & 8V; 71 series in-line 6 cyl., 6V, 8V, & 12V; 92 series 6V & 8V; 8.2 liter V-8.

52871* For coach 6V and 8V series 71 Detroit Diesel.

218504* For Detroit series 60 in-line 6-cylinder engines.

Detroit Allison

208160* Allison transmission mounting plate for transmission Nos. AT500, MT600, MT 6-speed, VH, VS, and V730.

61373* Allison transmission adapter plate for transmission series HT-750, CLBT, HT-740D, CR/DR, and HT-750CT.

Cummins

205059* For Cummins engines: All NH, NTC, NTE, N14 855 series in-line 6 cyl; 378 series V6; 504, 555, & 903 series V8; KT 1150 series in-line 6 cyl., L10.

61405* For Cummins L-10 and M11 series engines. Plate attaches to the left side of engine for complete tear down.

218098 For Cummins "B" series 5.9L in-line 6 cyl. engines.

218099* For Cummins "C" series 8.3L in-line 6 cylinder engines.

Caterpillar

205060* For Caterpillar engines: Nos. 1673, 1674, 1693, 3306, & 3406 in-line 6 cyl.; Nos. 1100, 3208, and 3408 V8.

217687* For Caterpillar 3114, 3116, and 3176 in-line 6 cylinder and C12 engines.

Mack

205101* For Mack engines: All 672, 673, 675, & 711 series in-line 6 cyl.

206629* For Mack engines: V8 1000, E6, & E7 in-line 6 cyl.

528858* For Mack 865, and 868.

International Harvester

206386* For International Harvester engines: DT-466, DT-360, DT408, and 530 in-line 6 cylinder; DV-550, MV-404, MV-446, V304, V345, V392, 4-152, 4-196, 4-194; 9.0 liter and T444E V8; and Ford 6.9L, and 7.3L DIT.

528856* For IH300 & 400 Series.

528868* For International VT365.

Ford

61681* For mounting Ford 6.6L/7.8L engines.

206386* For Ford 7.3 engines.

Volvo

528853* For Volvo TD67 and TD71 engines.

John Deere

528859* For JD 400 and 500 engines.

528861* For JD Powertech 4.5L & 6.8L.

528863* For JD 8995 V6, must be used with 528859.



205061 – Universal Adapter Plate Assembly



52871 Detroit



205058 Detroit



61373 Allison



208160 Allison



61405 Cummins



218504 Detroit



218099 Cummins



205060 Caterpillar



218098 Cummins



205059 Cummins



206629 Mack



217687 Caterpillar



205101 Mack



61681 Ford 303-DO61 (Same as D87T-6000-A)



528853 Volvo



206386 International Harvester, Ford



528861 John Deere



528859 John Deere



528863 John Deere



528856 IH



528868 IH

***NOTE: Must be used with 205061 univ. adpt. plate assembly. Each engine mounting plate includes all the necessary hardware and an engine application chart.**

ENGINE STANDS / ENGINE SUPPORT BARS SHOP EQUIPMENT

1735B

2,000 lb. Capacity Heavy-Duty Motor-Rotor® Repair Stand

- Handles a wide variety of engines, transmissions, torque converters, and rear axles from trucks, tractors, and construction machinery.
- The 50:1 ratio gearbox allows full rotation of mounted unit with just a turn of the crank and locks in position. Easily maneuvered when loaded.
- To ensure engine stability in all positions, this repair stand is equipped with a positive-crank handle locking mechanism.
- Twin-post design, featuring laterally adjustable, 3 position outboard support; provides an extremely stable work-holding unit.
- Locking rear wheels anchor stand in position.
- Covered by OTC Lifetime Marathon Warranty®.

206391 –

6.0L and 6.4L Ford engine adapters (Works with both the OTC 1735, 1735A and 1735B.)

206392 – Ford 6.7L Engine Adapter for 1735B HD Rotor Repair Stand.



206391

206392

1726A

1,000 lb. Capacity Engine Stand

- A timesaver for passenger car and light truck engine rebuilding or repair. Four adjustable attachment arms make engine mounting fast and easy.
- Engine can be rotated a full 360° with a turn of the handle; a locking pin secures the work in any of eight positions.
- Two rear wheels lock tightly to anchor the stand in place.
- Easy one-bolt disassembly for transport of stand.
- Covered by OTC Lifetime Marathon Warranty®.

Specifications:

Height to center line – 28"

Length – 46"

Width – 35-1/2"

Handle length – 24"



60796

60796 – Drip pan (ABS material) for No. 1726A.


Engine Support Bars

Unique, innovative design featuring...

- Cutting edge, design self-centers load to prevent tipping on inclined surfaces.
- Smooth sliding legs adjust easily to different vehicle widths.
- PVC-coated support legs don't scratch vehicle surfaces.
- "Quick Connect" third-point bar (No.1725) makes setup a snap.
- Spinner handle enables lightning fast adjustment.

1723 – Engine support bar (2-Point), 500 lb. capacity

1725 – Engine support bar (3-Point), 700 lb. capacity



1725





1723

1735B with engine



1735B

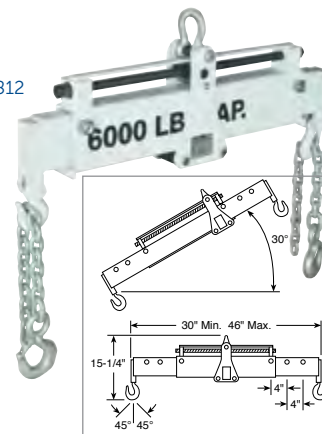


4324

Engine Support Bar

- 1,100 pound capacity.
- Rubber padded support legs ensure stability during use.
- Tubular steel construction for long life.
- Adjustable width: 57" x 27".
- Features two hook assemblies for ease of use.
- Includes two 36" chain assemblies.

1812



Load Leveler

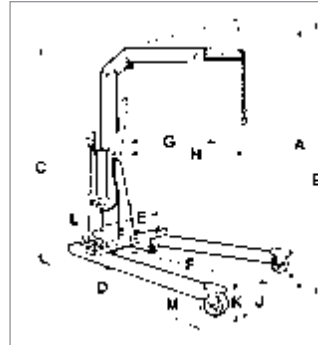
- Improved design over conventional spreader bars.
- Carriage on main support beam moved by turning lead screw; this permits fine adjustment of the tilt angle of component being lifted.
- Turn lead screw manually or with air-powered tools.
- Spreader bar adjustment secured with locking bolts.
- Chain grade is 80.
- Covered by OTC Lifetime Marathon Warranty®.

1812 – Load Leveler. Max. lifting capacity: 6,000 lbs.; distance between hooks: min. 30", max. 46".

1822 – Load Leveler. Max. lifting capacity: 10,000 lbs.; distance between hooks: min. 36", max. 56".



1819, 1820



2,200 and 4,400 lb. Capacity Heavy-Duty Floor Cranes

- To conserve valuable floor space, crane folds into a compact package for storage.
- For "close-in" work, leg spread adjusts to clear vehicle's wheels, telescoping boom extension gives additional reach. Roller bearing mounted wheels and steering dolly provide ease of mobility.
- A two-speed hydraulic hand pump provides fast boom travel; descent of boom is under precise control of operator.
- Covered by OTC Lifetime Marathon Warranty®.

1819 – 2,200 lb. Capacity Crane. Has hydraulic hand pump and 16-7/8" lifting chain.

39610 – 1/4" steel chain grade 43, 18-3/8" long, 2,200 lb. capacity. Has safety hook on end. Use with 1819.

1820 – 4,400 lb. Capacity Crane. Has hydraulic hand pump and 18-3/8" lifting chain.

39611 – 5/16" steel chain grade 70, 19-3/4" long, 4,400 lb. capacity. Has safety hook on end. Use with 1820.

Specifications	1819	1820
Cap., boom retracted	2,200	4,400
Cap., boom extended	1,650	3,300
A Max. boom height, boom retracted	107"	111"
B Max. boom height, boom extended	117"	122"
C Overall height, boom horizontal	80"	82"
D Overall length	83"	89"
E Minimum throat width	24"	25"
F Inside leg length	54"	57-1/2"
G Effective boom reach (retracted)	33"	35-1/2"
H Effective boom reach (extended)	48"	50-1/2"
J Inside leg width (3-position)	24", 36" 48"	26", 40" 52-1/2"
K Leg height	8"	9-1/2"
L Dolly wheel diameter	5"	5"
M Wheel diameter	6"	8"
Height, folded	79"	86"
1819 Floor space folded	27" x 38"	
1820 Floor space folded	31" x 42"	



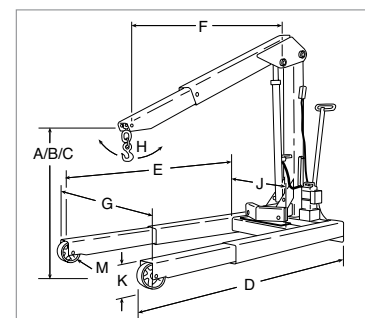
1813

No. 1812 Load-Rotor (not included)

Boom Capacity (lbs.)	Extended	Centered	Retracted
Description	4,000	5,000	6,000
A Maximum boom height	161-7/8"	150-11/16"	139-1/4"
B Minimum boom height	6"	17-3/8"	28-3/4"
C Overall height (boom horizontal)	87"	87"	87"
D Overall length*	129-1/8"	113-7/8"	98-1/4"
E Inside leg length	91-11/16"	76-1/8"	43-1/4"
F Effective boom horizontal reach	94-1/4"	78-3/4"	63-1/4"
G Outside leg width**	59-3/4"	57-3/4"	55-3/4"
H Boom swing	36"	31"	26"
J Inside leg width	35-3/4"		
K Leg height	9-1/16"		
M Wheel diameter	8"		
Dolly wheel diameter	5"		

* Legs in storage position: 80-7/8"

** Legs in storage position: 53-1/2"



6,000 lb. Capacity Heavy-Duty Mobile Floor Cranes

- Three boom positions give capacities of 4,000, 5,000, and 6,000 lbs. to handle the biggest engines, and often the transmission right along with the engine! Usable reach is almost 92".
- Boom swivels for vertical and lateral positioning; legs extend to straddle the biggest tires.

1814 – 6,000 lb. capacity crane with electric/ hydraulic pump (115V) with remote motor control.

1813 – 6,000 lb. capacity crane with two-speed hydraulic hand pump.

FLOOR CRANES / LIFTING CHAINS SHOP EQUIPMENT



2,000 and 4,000 lb. Capacity Folding Floor Cranes

- Both of these cranes fold up for compact storage.
- Front wheels are 3-1/2"; rear casters 5-7/8".

2002 – 2000 lb. capacity crane with a reach of 24" to 36"

2004 – 4000 lb. capacity crane with a reach of 25" to 46"

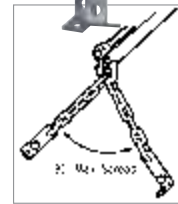
Specifications	2002	2004
Maximum capacity, boom extended	500 lbs.	1,000 lbs.
Maximum capacity, boom retracted	2,000 lbs.	4,000 lbs.
Maximum height, boom extended	94"	104"
Maximum height, boom retracted	87"	81"
Effective boom reach, boom extended	36"	48"
Effective boom reach, boom retracted	24"	26"
Leg width @ front wheels	32-1/2"	25"
Leg height	6-1/2"	7-3/4"
Floor space folded	57" x 38"	16" x 17-1/2"
Floor space unfolded	70" x 32"	33" x 33-1/2"



4305 1,500 lb. Capacity Engine Load Leveler

Designed to hook to a crane or hoist to handle and position large, bulky components.

- The horizontal tilt can be adjusted to compensate for off-center loads, or adjusted to a certain angle for a component being positioned.



Lifting Chains for Floor Cranes

- For use with floor cranes only; not recommended for overhead hoists or lifts.

38839 – 1/4" steel chain, 56-1/2" long, 2,000 lb. capacity. Has safety hook on both ends. Use with No. 205049. **38840** – 5/16" steel chain, 65-3/4" long, 4,000 lb. capacity. Has safety hook on both ends. Use with No. 205050.

31609 – 1/4" steel chain, 56-1/2" long, 2,000 lb. capacity. With swiveling safety hooks on both ends. Use with No. 1805.

31800 – 5/16" steel chain, 65-3/4" long, 4,000 lb. capacity. With swiveling safety hooks on both ends. Use with No. 1806.

Alloy Chains for Overhead Lifts and Hoists

302249 – 3/8" alloy chain, 28-3/8" long, 6,000 lb. capacity. With safety hook on one end.

302941 – 5/16" alloy chain, 26-13/16" long, 4,000 lb. capacity. With safety hook on one end. Use on No. 1812.



Load-Rotor® Positioning Slings

- Use with a floor crane. Engine, transmission, or other component is tilted or leveled by turning sling's 5/8" hex drive end with a common speed handle and socket.
- Makes engine removal and installation a snap, even in close quarters.
- For use with floor cranes only; not to be used with overhead hoists or lifts.

1805 – 2,000 lb. capacity Load-Rotor®. Has 56-1/2" long chain (1/4") and hook assembly with forged swiveling hook on each end. Pair of special lifting brackets included.

1806 – 4,000 lb. capacity Load-Rotor®. Has 65-3/4" long chain (5/16") and hook assembly with forged hook on each end. Pair of special lifting brackets included.



7100 4,000 lb. Capacity Lifting Brackets (pair)

- Attach directly to component for easy lifting; will take 1/2" diameter bolts.



Heavy-Duty Adjustable Slings

- For lifting and positioning engines, transmissions, etc. Each chain can be adjusted independently for length; plate design enables chain to be "short-hooked" for correct tilt.

205049 – 2,000 lb. capacity sling with 1/4" chain, 56" long

205050 – 4,000 lb. capacity sling with 5/16" chain, 65" long

38841 – Plate only, use with any 1/4" or 5/16" alloy steel chain



1821
10-Ton Capacity, Air-operated Automotive Oil Filter Crusher

- Crushes up to four automotive filters (3-7/8" dia. x 9" high) at one time, in approximately 20 seconds. Engineered and built for dependable operation. Covered by OTC Lifetime Marathon Warranty®.
- 100% air operation eliminates electrical connections. Generous size of crushing chamber easily accommodates the largest automotive spin-on filters.
- Includes mounting stand. No wall mounting or time consuming installation required.



1877
25-Ton Capacity Heavy-Duty Oil Filter Crusher

- Handles the big filters (up to 6" dia. and 12-1/2" long) found in trucks, construction equipment, farm implements, etc. May also be used for automotive and light truck filters. It does it all!
- Crushes filters to 1/4 of original size, removing up to 95% of filter's oil capacity. Automatic cycle feature: load the filter, push a button, and walk away.
- Air/hydraulic pump works on standard shop air (requires 9 CFM at 100 psi). Special valving returns ram automatically at the end of each cycle. No electrical connections needed.
- Built-in floor stand (completely assembled). Whole unit requires just 5 square feet of floor space.
- Covered by OTC Lifetime Marathon Warranty®.



1896
25-Ton Capacity High-Speed Heavy-Duty/Automotive Oil Filter Crusher

- Automotive and heavy-duty filters up to 15-1/4" long and 6" diameter are crushed in approximately 8 to 16 seconds. Filters are reduced to 20% of original size, with 95% of residual oil removed.
- Automatic cycle feature lets you load the filter, push a button, and walk away.
- Powered by 2 hp electric/hydraulic pump, 230 volt, 20 amp, 60 cycle, single phase, 3,450 rpm. Has a 2-gallon reservoir.
- Built-in, heavy-duty floor stand with leveling pads is designed to accept a 30-gallon drum for oil drainage. Comes assembled. Covered by OTC Lifetime Marathon Warranty®.

Shipped assembled



**SEE PAGE 35
FOR OIL FILTER
WRENCHES**

Oil Filter Crusher Comparison Chart

No.	Tonnage	Pump	Crushing Time	% Oil Removed	Filter Size	Stand Dimensions
1821	10-ton	Air	20 Seconds	95%	Chamber: 8" x 8" x 9" H.	18-1/2" W x 24" D x 63-1/2" H
1877	25-ton	Air/Hyd.	80 Seconds	95%	6" Dia. - 12-1/2" Long	18-1/2" W x 30" D x 74-1/2" H
1896	25-ton	Elec./Hyd.	16 Seconds	95%	6" Dia. - 15-1/4" Long	27" W x 30" D x 78" H

Note: Crushing times are approximate; crushing times may vary depending on air pressure available, size of filter type of filter, etc.

Transfer Tankers

- Draining oil from a large displacement engine and getting it to your bulk storage container is a snap with OTC's Transfer Tankers.
- Used oil is collected in a reservoir, and then rolls smoothly on 4" free-wheeling casters to your storage location.
- Pump moves five gallons a minute through the 8-foot transfer hose to the a 15-gallon reservoir.
- Handle is removable for easy storage.
- Screen attached to reservoir allows assembly to be stored on its side.
- Can also be used for transferring antifreeze.

5077A – Low profile Transfer Tanker is only 7-1/2" from floor to top of reservoir. Comes equipped with an electric pump (No. 528093).

5097 – Low profile Transfer Tanker is only 7-1/2" from floor to top of reservoir. Comes equipped with a pneumatic pump (No. 529966).



5077A




5097



1577
Low Profile Fluid Receiver

- Designed for receiving waste fluid during a wide range of repair jobs.
- Fluid capacity: 7.5 gallons.
- Constructed of polyethylene plastic for heavy-duty use—yet, only weighs 13 pounds.
- Low profile, only 5" high, it easily slides under passenger cars.
- Designed with four casters to provide efficient maneuverability.
- Suitable for cooling system repair jobs—can be used for antifreeze.
- Includes splash screen to prevent spillage and splashing.
- Two-year warranty.

PRESSES SHOP EQUIPMENT



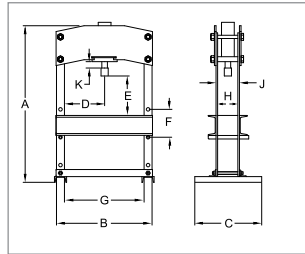
5180 10-Ton Portable Hydraulic C-Frame Press

- Weighing less than 28 lbs, this durable press is portable for various applications, i.e., roadside maintenance services, industrial applications, marine, general automotive.
- For clamping, pressing and bending. Ideal for welding and metal fabrication.
- 9" Open-Throat® design.
- Couples to any 4- or 10-ton Porta Power pump.
- The base can be assembled to position the press either vertically or horizontally and can also be mounted to a bench.

Set includes: C-Frame press with base, adapters: V-pushing and ram pushing (9/16" and 3/4" dia. shanks), receiving insert, flat insert, storage case.



A	B	C	D	E	F	G	H
21-1/4"	13-3/4"	9"	8-1/2"	2-1/2"	1-1/2"	4"	4-1/4"



5230 16-1/2 Ton Capacity Bench Press

This innovative press integrates all the hydraulic elements within the chassis. The compact and functional design saves workshop space and ensures protection during transport.

- Bolster is adjustable for height.
- Automatic spring return piston.
- Pressure gauge with damper to extend its working life— positioned at eye level for easy reading.
- Includes set of two V-blocks and legs with bolt-holes for fixing to bench.



A	B	C	D	E	F	G	H	J	K
37"	16-1/2"	23-7/8"	9-1/2"	5-7/8"-17-5/8"	6"	19-5/8"	4-3/4"	5-1/2"	3"

Hydraulic Bottle Jack Presses

- All bottle jacks have an overload valve built into them.

1823A – 12-ton capacity press with a OTC bottle jack.

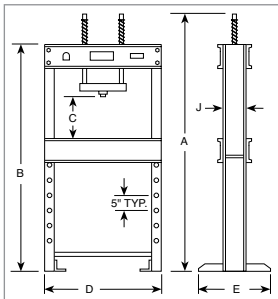
Stroke 6-1/4", 19 pump stroke to extend piston 1 inch.

Height with screw extension 19".

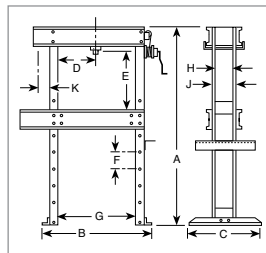
1824A – 20-ton capacity press with a OTC bottle jack.

Stroke 7-1/2", 30 pump stroke to extend piston 1 inch.

Height with screw extension 20-1/2".



OTC No.	A	B	C	D	E	J
1823A	84-1/2"	72"	2" – 42"	28-3/4"	28"	4-3/8"
1824A	85-7/8"	72"	2" – 37"	37-1/2"	28"	7-3/8"



1825 17-1/2 Ton Capacity Heavy-Duty "Open Throat®" Press

- Ram head moves side to side for off-center pressing; ram-to-work distance is adjusted by a forcing screw that is extended or retracted by a speed crank.
- "Open-throat®" frame extensions make handling of bulky jobs possible outside of the press frame.
- This press does not have a lifting mechanism. If a lifting mechanism is needed, order 211407.
- Covered by OTC Lifetime Marathon Warranty®.
- Has No. 201832 hydraulic ram with 2" stroke, No. 4002 hydraulic hand pump, No. 9650 gauge, No. 9767 hose, adjusting screw, speed crank, ram cap, and pump mounting bracket.

211407 – 17-1/2 ton winch kit.



A	B	C	D	E	F	G	H	J	K	Floor Space
64"	28"	28"	17-7/8"	34-7/8"	3-3/8"	20"	4-1/4"	5"	4-3/8"	28" x 28"



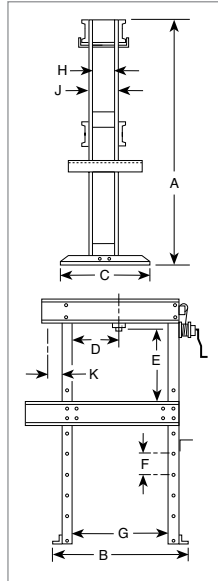
1826

25-Ton Capacity Heavy-Duty "Open Throat" Press

- "Open throat" feature enables ram to be positioned outside of press frame for fast axle bearing removal and installation, as well as other tasks. Rugged press is covered by OTC Lifetime Marathon Warranty®.
- Press bed is raised or lowered with a hand crank, and a spring-return hydraulic ram is laterally adjustable for off-center work at full capacity.

1826 – 25-ton press. Includes No. 4016 hydraulic hand pump; No. 52025 hydraulic ram with 14" stroke; No. 9652 gauge; No. 303563 hose (3/8" ID x 8"); and pump mounting bracket.

1826A – 25-ton press. Includes No. 4020 air/hydraulic pump; equipped the same as 1826.



A	B	C	D	E	F	G	H	J	K	Floor Space
68"	43"	28"	3"-29"	6-7/8"-4-3/8"	4-1/2"	32"	5-1/2"	6-1/2"	7"	28" x 25-1/4"



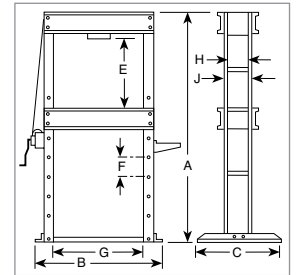
1833

25-Ton Capacity Shop Presses


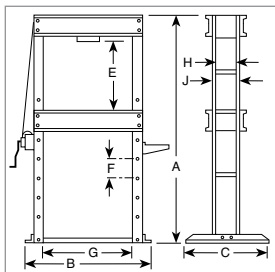
- Tough, economical press is ideal for pressing rear axle bearings, piston pins, and much more.
- Large 30" x 46" work area under ram makes positioning of even bulky work easy. Press bed is easily raised and lowered by a dependable lifting mechanism. Choice of model with hand- or air-driven hydraulic pump.

1833 – 25-ton press, complete with No. 4002 hydraulic hand pump; No. 9652 gauge; No. 24815 tee; No. 9767 hose (1/4" ID x 6'); hydraulic ram No. 51426 with 6-1/4" stroke; and 42733-WH2 pump mounting bracket.

1834 – 25-ton press, complete with air-driven No. 4020 hydraulic pump; No. 9652 gauge; No. 24815 tee; No. 9768 hose (1/4" ID x 8') and hydraulic ram with 6-1/4" stroke.



A	B	C	D	E	F	G	H	J	Floor Space
69-1/2"	40-1/2"	28"	5-3/4"-46"	4"	30"	5-1/2"	6-1/2"	41-1/2"	56-1/2" x 36" x 28"



1850

55-Ton Capacity Economy Shop Presses

- Durable steel frame resists buckling and bending. Covered by OTC Lifetime Marathon Warranty®.
- Hand-operated winch and cable mechanism adjusts lower press bolster.

1850 – 55-ton press. Includes No. 52457 hydraulic ram with 6-1/4" stroke; No. 4016 hydraulic hand pump; No. 9651 gauge; No. 9767 hose (1/4" ID x 6'); and pump mounting bracket.

1851 – 55-ton press. Includes No. 52457 hydraulic ram with 6-1/4" stroke; No. 4020 air/hydraulic pump; No. 9651 gauge; No. 9767 hose (1/4" ID x 6'); and pump mounting bracket.

A	B	C	E	F	G	H	J	Floor Space
70-3/4"	47-1/2"	28"	6-1/8"-41-1/8"	5"	35"	7-1/16"	10"	55-1/2" x 28"



1845

55-Ton Capacity Heavy-Duty Presses

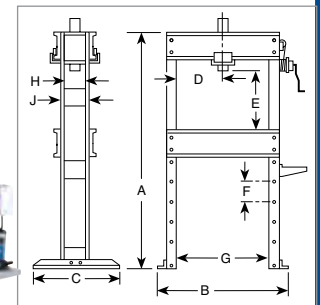
- Side-to-side positioning of ram allows full capacity pressing along entire bolster length without buckling or bending. Covered by OTC Lifetime Marathon Warranty®.
- Hydraulic ram features 13" of stroke. Choice of hydraulic power units.

1845 – 55-ton press. Includes single-acting ram No. 52380 with 13" stroke; No. 4044 electric/hydraulic pump; No. 9651 gauge; No. 303563 hose (3/8" ID x 8'); and pump mounting bracket.

1846A – Same as No. 1845 except has No. 4016 hydraulic hand pump and single acting ram No. 65458 with 10-1/8" stroke.

1847 – Same as No. 1845 except has a No. 4022 air/hydraulic pump and a No. 9781 hose (3/8" ID x 10').

1872 – 55-ton press. Includes double-acting ram No. 51682 with 13" stroke; No. 4046 electric/hydraulic pump; No. 9651 gauge; No. 36887 hoses; and pump mounting bracket.



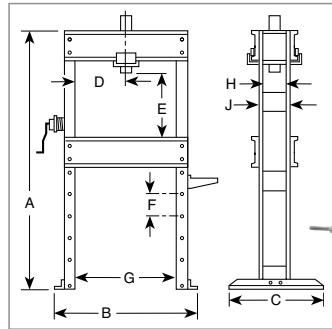
A	B	C	D	E	F	G	H	J	Floor Space
72"	48-1/2"	36"	3-1/4"-32-3/4"	6"-42"	6"	36"	6-3/4"	8"	56-1/2" x 36"

*Lateral head movement.

100-Ton Capacity Economy Shop Press

- Large 35" opening between press uprights allows easy handling of large gears, shafts, sprockets, and other components serviced in truck, construction, and agricultural equipment shops. Covered by OTC Lifetime Marathon Warranty®.
- Hand-operated winch and cable mechanism gives operator precise control in adjustment of lower press bolster to any height.

1854 – 100-ton press. Includes hydraulic ram No. 52434 with 10" stroke; No. 4044 electric/hydraulic pump; No. 9651 gauge; No. 9768 hose (1/4" ID x 8'); and pump mounting bracket.



1854

A	B	C	D	E	F	G	H	J	Floor Space
86-5/8"	47-1/2"	28"	17-1/2"	9-5/8"-49-5/8"	8"	35"	6-3/8"	10"	55-1/2" x 28"



1857



1858

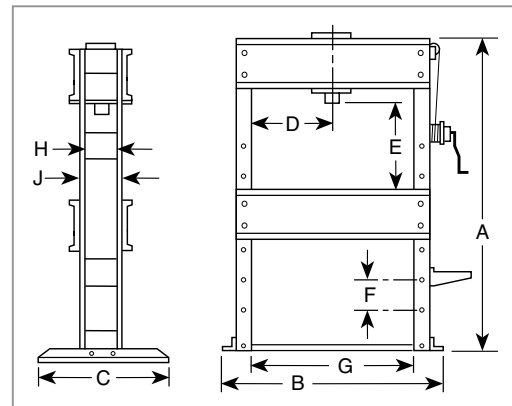
100-Ton Capacity Heavy-Duty Shop Presses

- Wide open uprights allow easy positioning of bars and shafts for straightening or bending.
- Upper bolster can be lowered for convenient positioning during repetitive jobs.
- Ram head glides smoothly on rollers for easy horizontal adjustments; rugged press frame will withstand a full capacity load with the ram head in any position across the upper bolster.
- Covered by OTC Lifetime Marathon Warranty®.

1857 – 100-ton press. Includes single-acting No. 52434 ram with 10" stroke; No. 4008 hydraulic hand pump; No. 9651 gauge; No. 9781 hose (3/8" ID x 10'); and pump mounting bracket.


1858 – Same as No. 1857, except has double-acting No. 51683 ram with 13" stroke; No. 61217 3-phase, 220V, 3450 rpm electric/hydraulic pump; and two No. 9769 hoses.

1858-1P – Same as No. 1858, except it has a No. 4064 2-stage, 1-phase hydraulic pump.



A	B	C	D	E	F	G	H	J	Floor Space
77-1/4"	64"	36"	7"-43"	2"-42"	8"	50"	8"	10"	36" x 78-1/4"

*Lateral head movement. Frame shipped assembled.



Accessory Set for Bottle Jack Presses
1879 – Accessory set for 12-ton and 20-ton bottlejack presses. Includes;
1890 – 9" long V-block set
215703 – 1-1/2" dia. V-pushing adapter
309119 – 3/4" dia. pushing adapter
309120 – 1" dia. pushing adapter



25-Ton Press Accessory Sets
8075 – Step plate adapter set
8076 – Step plate adapter set
1889 – V-throat press plate. Dimensions are 11-5/8" x 14-1/2" and 3/4" thick.
 Note: See page 135 for sizes of step plate adapters in sets.




17-1/2 Ton Press Accessory Sets
8075 – Step plate adapter set
8076 – Step plate adapter set
1888 – V-throat press plate. Dimensions are 9-1/4" x 10" and 3/4" thick.
 Note: See page 135 for sizes of step plate adapters in sets.


Accessories for 100-Ton Capacity Presses
50392 – Straightening fixtures (pr.)
1893 – V-blocks, 14" long (pr.)
21332 – Pushing adapter (must be used with reducing adapter).
36469 – V-pushing adapter (must be used with reducing adapter).
43563 – Reducing adapter (for double-acting ram).
43562 – Reducing adapter (for single-acting ram, not pictured).



1880
17-1/2 -Ton Press Accessory Set
 • Adapters and accessories attach to ram's forcing screw or are used on press bed to support work.
 Set includes:
1123 – Bearing pulling attachment
201923 – Ram pushing adapter with a 1/2" dia. shank
201454 – Ram pushing adapter with a 3/4" dia. shank.
34806 – V-pushing adapter
1890 – V-blocks (pair)



1881
25-Ton Press Accessory Set
 • Adapters and accessories attach to ram's forcing screw or are used on press bed to support work.
 Set includes:
1124 – Bearing pulling attachment
34510 – Ram pushing adapter with 3/4" dia. shank
34511 – Ram pushing adapter with 1" dia. shank
34807 – V-pushing adapter
1891 – 11-1/2" long V-blocks (pr.)
28229 – Ram forcing cap
38953 – Threaded adapter



1882
55-Ton Press Accessory Set
 • Accessories attach to ram's forcing screw or support work on press bed.
 Set includes:
1126 – Bearing pulling attachment
34755 – Ram pushing adapter with 1" dia. shank
34756 – Ram pushing adapter with 1-1/4" dia. shank
34808 – V-pushing adapter
1892 – 14" long V-blocks (pr.)
28230 – Ram forcing cap
37368 – Threaded adapter – for single acting only
38954 – For 1872 double acting press adapter



Accessories for 150-ton Capacity Shop Presses
44458 – Pushing adapter with 2-1/4" dia. shank
44457 – V-pushing adapter



1899
10-Ton Capacity Press Accessory Set
 • Adapters and accessories are attached to the ram's forcing screw or used on the press bed to support the work. Set includes:
201923 – Ram pushing adapter with a 1/2" dia. shank
201454 – Ram pushing adapter with a 3/4" dia. shank
34806 – V-pushing adapter
1890 – V-blocks (pair)
38597 – Adapter

OTC 9300 STINGER SERIES BOTTLE JACKS GIVE YOU LIFTING RANGE FROM 2 TO 50 TONS.

- Forged base and cylinder to ensure strength and eliminate leaks.
- Chromed pump piston and ram for additional rust resistance.
- In-line design for increased ease of use in positioning and operation.
- Includes free seal kit with each unit to extend product life.
- ANSI/PALD compliant.



OTC 9300 Stinger Series Bottle Jacks

Cap. (tons)	Stroke	OTC No.	Retracted Height min.	Length of Screw Extension	Height with Screw Extension	Pump Strokes to Extend Piston One Inch	Saddle Dia.	Base Size	Carry Handle	Weight
2	4-5/8"	9302	7"	2-3/8"	14"	8	13/16"	4-5/16" x 2-9/16"	No	5 lbs.
3	4-1/2"	9303	7-1/2"	2-9/16"	14-9/16"	13	15/16"	4-9/16" x 2 7/8"	No	6.2 lbs.
5	4-13/16"	9305	7-13/16"	3"	15-5/8"	20	1-1/8"	5-3/16" x 3"	No	8.4 lbs.
8	4-15/16"	9308	7-13/16"	3"	15-3/4"	21	1-3/8"	6" x 3-9/16"	No	12.6 lbs.
12	6"	9312	9-3/8"	3-1/4"	18-5/8"	21	1-3/4"	6-9/16" x 4-3/16"	Yes	17.4 lbs.
12	3-11/16"	9314	7-1/16"	2-7/8"	13-5/8"	21	1-3/4"	6-9/16" x 4-3/16"	Yes	15.1 lbs.
20	6-7/8"	9320	10-5/8"	2-15/16"	20-7/16"	28	2-1/8"	7" x 4-11/16"	Yes	27.2 lbs.
20	3-7/16"	9322	7-3/16"	1-11/16"	12-5/16"	25	2-1/8"	7" x 4-11/16"	Yes	20.9 lbs
30	6-5/8"	9330	11"	N/A	17-5/8"	41	2-1/2"	7-11/16" x 6"	Yes	41 lbs
50	7-3/16"	9350	11-3/4"	N/A	18-15/16"	74	2-1/2"	8-11/16" x 7"	Yes	76.5 lbs.



5221



5213



5213T



4313C



4321C

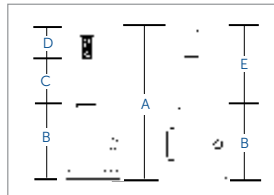
Bottle Jacks

- Base, pressure cylinder, and oil reservoir form one internal part, which results in a stronger jack.
- Piston never contacts cylinder, so pressure will be absorbed and not damage jack if vehicle tilts.
- The No. 5213T is telescopic, allowing for very low initial height with high lifting.

5213 – 12-Ton Bottle Jack.

5221 – 20-Ton Bottle Jack.

5213T – 12-Ton Telescopic Bottle Jack.



Bottle Jack Dimensions

Jack	A	B	C	D	E
5213	17-3/4"	8-7/8"	5-7/8"	2-15/16"	
5221	18-1/16"	9-1/4"	5-7/8"	2-15/16"	
5213T	22-1/2"	9-5/8"			12-13/16"

Air/Hydraulic Bottle Jacks

- Operate manually or pneumatically, 100 PSI minimum air pressure required.

4313C – 12-ton air-assist bottle jack; lift range 9-1/2" to 18-3/8", stroke 6-1/8".

4321C – 20-ton air-assist bottle jack; lift range 9-7/16" to 17-11/16", stroke 5-7/8".

No.	Cap.	Min. Height	Max. Height	Stroke	Screw/Adapter	Airpressure	Base Area
4313C	12	9-1/2"	18-3/8"	6-1/8"	2-3/4"	100-200 psi	6-3/8" x 7-5/8"
4321C	20	9-7/16"	17-11/16"	5-7/8"	2-5/16"	100-200 psi	8-1/32" x 7-1/16"



1513B – 4-Ton



1515B – 10-Ton

Stinger Series 4- and 10-Ton Collision Repair Sets

- Very competitively priced, yet high quality sets include single-speed hydraulic hand pump, hose, and ram.
- Components snap together for quick setups to apply pushing, spreading, or pulling force.
- Components include: hydraulic pump, hose, and ram; ram flat base; extension tubes (4); 1/2-ton spreader; tube coupling; ram toe; wedge head; serrated saddle; flex head; plunger toe; 90° wedge head; storage case. The case for the 10-ton set has wheels for mobility.

1513B – 4-ton collision repair set. Has single speed hydraulic hand pump and ram with 4" stroke.

1515B – 10-ton collision repair set. Has single speed hydraulic hand pump and ram with 6" stroke.



1517A – 4-Ton



1519A – 10-Ton

OTC Series 4- and 10-Ton Collision Repair Sets

- We've matched our OTC hydraulics with versatile tooling.
- Components snap together, permitting you to apply pushing, spreading.
- Components include: hydraulic pump, hose, and ram; ram flat base; 1/2-ton hydraulic spreader; extension tubes (4); tube coupling; ram toe; wedge head; serrated saddle; flex head; plunger toe; 90° wedge head; storage case. The case for the 10-ton set has wheels for mobility.

1517A – 4-ton collision repair set. Has single speed hydraulic hand pump (4000) and ram (4082B) with 5" stroke.

1519A – 10-ton collision repair set. Has two-speed hydraulic hand pump (4004) and ram (4083B) with 6-1/8" stroke.

504888 – Replacement quick coupler (external).

504889 – Replacement quick coupler (internal).



5086 10-Ton Collision Repair Set

- Exert hydraulic force just where it's needed to lift, spread, bend, or straighten. Handles the high-force jobs you face daily in trailer maintenance or other applications.
- Includes reliable components including 10-ton, 10-1/8" stroke hydraulic ram; air/hydraulic pumping unit; hydraulic hose; four snap-together extension tubes; extension tube coupling; serrated saddle; flat base; 90° wedge head; flex head; storage case.
- All set components are covered by OTC Lifetime Marathon Warranty®.



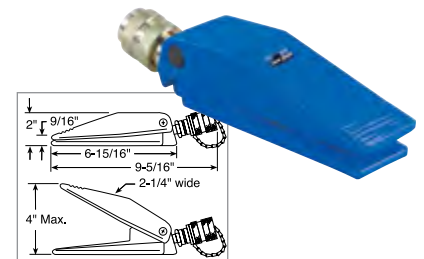
Hydraulic Spreaders

Included as standard equipment with our collision sets, these versatile hydraulic spreader tools are also available individually. Ideal for removing dents and creases, performing straightening jobs, or for use as a clamp. Makes working in tight spots easy.

- Maximum spread is 3-1/4".

9101B – 1/2-ton spreader with 1/4" NPT ram half coupler

9102 – 1/2-ton spreader with 3/8" NPT ram half coupler



4085 1-ton Capacity Hydraulic Spreader

This hydraulic spreader is rated at a full 1-ton capacity at 10,000 PSI and that's enough for a wide variety of jobs. Working in tight spots is no problem—it needs only a 9/16" clearance to engage the jaws. With a big 4" spread, it's ready for a variety of applications: straightening work, removing dents and creases from sheet metal, or as a clamp. The device's spring-return jaws are made of high-strength alloy steel. It can be dead-ended at 4" spread under full load. Ideally suited to work with No. 4012 hand pump (not included).

THE OTC NEW SERIES OF FLOW METERS

Unparalleled accuracy in testing hydraulic oil flow circuits for vehicles and machinery. All are protected by a durable steel case. Pressure accuracy is at +/- 1.6% of full scale. Due to their standard burst disc protection system, overpressure conditions prevent spillage of hydraulic fluid. All devices accommodate bi-directional flow and are CE marked as appropriate.



4277

50 gpm Mechanical Hydraulic Flow Meter

- Flow Accuracy to +/- 4% of full scale
- Measures flow from 4 to 54 gpm
- Pressure up to 6000 psi
- Fluid filled analog gage that dampens vibration
- Temperatures up to 230 deg F
- Reads flow in one direction
- No batteries required
- Port is 1-5/16" - 12 UN JIC Male
- 12.25" x 4.125" x 4.875"
- 14.5 lbs



4278

100 gpm Digital Hydraulic Flow Meter

- Flow Accuracy to +/- 1% of indicated value
- Measures flow from 2.5 to 100 gpm
- Pressure up to 6000 psi
- Digital display for flow, temperature, analog for pressure
- Temperatures up to 250 deg F
- Reads flow in both directions, pressure on the high side of valve
- Requires 1 9V battery (included)
- Port is 1-5/16" - 12UN #16 SAE ORB
- 9.45" x 7.87" x 7.87"
- 14 lbs



4285

100 gpm Digital Hydraulic Flow Test Kit

- Includes OTC 4292 Digital Readout and OTC 4291 Flow Block with Loading Valve
- Flow Accuracy to +/- 1% of indicated value
- Measures flow from 2.5 to 100 gpm
- Pressure up to 6000 psi
- Digital display for flow, temperature, analog for pressure
- Reads flow in both directions, pressure on the high side of valve
- Require 1 9V battery (included)
- Port is 1-5/16" - 12UN #16 SAE ORB
- 12.99" x 12.4" x 10.24"
- 17lbs



4290

16 gpm Flow Block

- Can be used with Digital Flow Meter Readout OTC 4292 included in OTC 4285 and OTC 4294
- Port is 1-1/16" -12UN #16 SAE ORB
- Flow range from 1 to 16 gpm
- Max pressure 6000 psi



4291

Flow Block with Loading Valve

- Can be used with Digital Flow Meter Readout OTC 4292 included in OTC 4285 and OTC 4294
- Knob allows for pressure loading/restriction
- Port is 1-5/16" -12UN #16 SAE ORB
- Flow range from 2 to 100 gpm
- Max pressure 6000 psi



4294

Deluxe 100 gpm Hydraulic Flow Measurement Set

- Comprised of OTC 4290, OTC 4291, OTC 4292, Long Cable and Hose Set and Short Cable
- Case included



4292

Hydraulic Flow Measurement Digital Readout

- For remote flow measurement by using Flow Blocks OTC 4290 or OTC 4291
- Included in OTC 4285 and OTC 4294
- Digital display for flow, temperature, analog for pressure



573295

Long Cable and Hose Set

- 20 feet long
- Flow, Temperature & Pressure



573296

Short Cable

- 6 1/2 feet long.
- Flow & Temperature

HYDRAULIC PUMPS & RAMS SHOP EQUIPMENT



9110B

9104B

Hydraulic Rams for Collision Repair Sets

These premium quality rams are designed for long, trouble-free service. Backed by a two-year warranty, they feature a special piston rod that permits their use with the snap-together components of OTC Stinger's new collision repair sets, or with most similar competitive products.

9104B – 4-ton ram with 4" stroke and special piston rod end designed to fit most collision repair set components.

9110B – 10-ton ram with 6" stroke and special piston rod end designed to fit most collision repair set components.

Specifications	9104B	9110B
Min. height	10-3/8"	15"
Max. height	14-3/8"	21"
Spring return	Yes	Yes
Rod end dia.	.874"	1.310"
Max. operating. Pressure	8,950	8,950
Oil cap. (cu. in.)	4.97	13.69
Oil port	1/4" NPT	1/4" NPT



4083B

4082A

Hydraulic Rams for Collision Repair Sets

These premium quality rams are designed for long, trouble-free service. Backed by a life-time warranty, they are ideal replacements for worn-out, leaky rams. They feature a special piston rod that permits their use with the snap-together components of OTC's collision repair sets, or with most similar competitive products.

4082A – 4-ton ram with 5" stroke and special piston rod end designed to fit most collision repair set components.

4083B – 10-ton ram with 6-1/8" stroke and special piston rod end designed to fit most collision repair set components.

Specifications	4082A	4083B
Min. height	10-7/8"	14-5/8"
Max. height	15-7/8"	20-3/4"
Spring return	Yes	Yes
Rod end dia.	.874"	1.310"
Max. operating. Pressure	8,950	8,950
Oil cap. (cu. in.)	4.97	13.69
Oil port	1/4" NPT	3/8" NPT



4000 Single-Speed Hydraulic Hand Pump

This single-speed pump is ideal for single-acting rams. Developing up to 10,000 psi operating pressure, the pump operates horizontally or vertically in the "head down" position. Fingertip control provides instant release or pumping action. Has a built-in safety overload valve. Ideal for use with OTC single-acting rams, or similar competitors' rams.

Specifications	4000
Max. operating pressure	10,000 psi
Volume per stroke	.160 cu. in.
Reservoir capacity	45 cu. in.
Oil port	3/8" NPT



4002 Single-Speed Hydraulic Hand Pump

This single-speed pump is ideal for single-acting rams. Developing up to 10,000 psi operating pressure, the pump operates horizontally or vertically in the "head down" position. Fingertip control provides instant release or pumping action. Has a built-in safety overload valve. Ideal for use with OTC single-acting rams, or similar competitors' rams.

Specifications	4002
Max. operating pressure	10,000 psi
Volume per stroke	.160 cu. in.
Reservoir capacity	45 cu. in.
Oil port	3/8" NPT



9106B

9107B

Single-Speed Hydraulic Hand Pumps

These single-speed pumps are ideal for single-acting rams. Developing up to 10,000 psi operating pressure, the pumps operate horizontally or vertically in the "head down" position. Finger tip control provides instant release or pumping action. Has a built-in safety overload valve. Ideal for use with OTC Stinger single-acting rams, or similar competitive rams.

9106B – Hand pump only

9107B – Hand pump only.

Specifications	9106B	9107B
Max. operating pressure	10,000 psi	10,000 psi
Volume per stroke	0.17 cu. in.	0.17 cu. in.
Reservoir capacity	18 cu. in.	30 cu. in.
Oil port	1/4" NPT	1/4" NPT



4004 2-Speed Hydraulic Hand Pump

Use with single-acting hydraulic rams. Rugged all-metal construction. Maximum handle effort is 90 lbs. Two-speed action provides rapid approach of ram piston to the work. An appropriate and economical power source for applications in which 20 cu. in. of usable oil is adequate.

Specifications	4004
Max. operating pressure	10,000 psi
Volume per stroke (first stage)	.305 cu. in.
Volume per stroke (second stage)	.091 cu. in.
Reservoir capacity	24.4 cu. in.
Oil port	3/8" NPT

4042 Hydraulic Ram, Pump, and Hose Set

This versatile set is usable in a wide variety of hydraulic power applications. Combines our No. 4026 air/hydraulic power unit, hose, and hose half coupler with the No. 4105 10-ton hydraulic ram with 10-1/8" stroke. Ram has threaded collar, internal base threads, and threaded piston rod end for mounting adaptability.





4026 Air/Hydraulic Power Unit

Features a heavy-duty, one-piece, aluminum body for durability and light weight. A perfect replacement pump for body and frame straightening equipment. Performs in either vertical or horizontal positions. Has a time-tested motor design. All internal moving parts are constructed of metal, not plastic! Unique external relief valve ensures damage-free operation should oil reservoir be overfilled. Internal vent eliminates external oil leakage. Rotary-style pressure release provides superior operator control. Carries OTC's unsurpassed Lifetime Marathon Warranty®.

Specifications	4026
Oil delivery	10 cu. in. of oil @ 9,500 psi
Reservoir capacity	39 cu. in. (34 cu. in. usable)
Internal relief setting	10,000 PSI
Air operating pressure	40-120 PSI
Dimensions	16-15/16" L x 6-3/8" H x 5-5/8" W



Automotive-Style Quick Couplers

Precision designed and built for high pressures. Permits disconnecting hose without loss of oil.

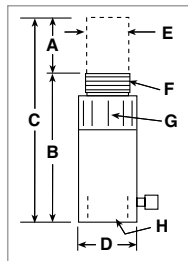
- Ideal for use in body shop equipment applications.
- Works with OTC No. 1515B and 1513B collision repair sets.

9195 – Complete quick coupler, 1/4" NPT

9196 – Complete quick coupler, 3/8" NPT

Single-Acting, Spring-Return Rams

Available in capacities of 5 to 100 tons and for maximum working pressures up to 10,000 PSI; 2 to 1 safety factor on material yield; designed and tested to meet ANSI B30.1. Standard stroke lengths of 5/8" to 14-1/4", these compact rams require a minimum of mounting space. Several of the rams feature threaded ram collars and internal base threads to simplify mounting. Also, some of the models have threaded piston rod ends. OTC's design ensures positive, leak-resistant sealing throughout all pressure ranges, yet full piston return characteristics are maintained. Additional bearing surface has been designed into these units, to effectively resist the punishing stress exerted by off-center loads. Depending on capacity, these rams can handle a variety of bending and straightening jobs, construction maintenance applications, pressing operations, body and frame straightening, and rear housing and axle correction.



OTC No.	Capacity in Tons	Stroke "A"	Oil Cap. (cu. in.)	Effective Ram Area (sq. in.)	Tons at 10,000 PSI	Spring Return	Height		Piston Protrusion at Collapsed Height	Diameter		Piston Thread (N.P.T.) "F"	Collar Thread (Straight) "G"	Internal Base Thread (N.P.S.M.) "H"	Wt. (lbs./oz.)
							Collapsed "B"	Extended "C"		"D"	"E"				
SINGLE-ACTING, SPRING-RETURN RAMS															
4100	5	3"	3.0	.994	4.97	No	5-11/16"	† 8-11/16"	1/4"	1-1/2"	7/8"	None	None	None	3 / 5
4101	5	5-1/4"	5.2	.994	4.97	Yes	10-1/2"	15-3/4"	1-1/8"	1-1/2"	1-1/16"	3/4"	1-1/2"-16	3/4"-14	5
4108	5	5/8"	.62	.994	4.97	Yes	1-5/8"	2-1/4"	1/8"	2-9/16" x 1-5/8"	5/8"	None	None	None	2 / 5
4103	10	2-1/8"	4.8	2.236	11.2	Yes	5-9/16"	7-11/16"	1-1/16"	2-1/4"	1-5/8"	1-1/4"	2-1/4"-14	None	5 / 14
4104	10	6-1/8"	13.9	2.236	11.2	Yes	11-1/2"	17-5/8"	1-1/16"	2-1/4"	1-5/8"	1-1/4"	2-1/4"-14	1-1/4"-11-1/2	11 / 10
4105	10	10-1/8"	22.9	2.236	11.2	Yes	15-1/2"	25-7/8"	1-1/16"	2-1/4"	1-5/8"	1-1/4"	2-1/4"-14	1-1/4"-11-1/2	14 / 13
4106	25	6-1/4"	32.2	5.157	25.8	Yes	13-3/8"	19-5/8"	1-7/8"	3-3/8"	2-3/8"	2"	3-5/16"-12	2"-11-1/2	26
4107	25	14-1/4"	73.5	5.157	25.8	Yes	21-3/8"	35-5/8"	1-7/8"	3-3/8"	2-3/8"	2"	3-5/16"-12	2"-11-1/2	42 / 10
4110	55	6-1/4"	69.0	11.04	55.2	Yes	11-1/8"	17-3/8"	1/8"	5"	3-1/8"	None	None	None	60
4115	100	6-5/8"	137.0	20.62	103.1	Yes	13-1/4"	19-7/8"	1/8"	6-1/4"	4-1/8"	None	None	None	105
ALUMINUM RAMS (See listing on page 244)															
4111	55	6-1/8"	67.6	11.04	55.2	Yes	10-3/4"	16-7/8"	1/4"	5-1/4"	3-1/8"	None	None	None	25 / 10
4116	100	6-1/4"	129.0	20.62	103.1	Yes	11-3/4"	18"	1/8"	7-3/8"	4-1/8"	None	None	None	64

† No. 4100 has a piston "screw-extension" (1-1/2"), which will extend the maximum height to 10".

See ram accessories listed on the next page. These accessories thread onto the ram's piston rod end, collar, or into the ram base.

All rams include No. 9796 3/8" NPTF half coupler; oil port threads are 3/8" NPTF.

HYDRAULIC RAMS SHOP EQUIPMENT

Single-Acting Ram Accessories


These versatile attachments let you "harness" OTC hydraulic force and put it to work exactly where it's needed to handle various maintenance tasks. Accessories thread onto the ram's piston rod end or into the ram base.

Use with 10-ton hydraulic rams, Nos. 4103, 4104, and 4105

Item	No.	Description	Item
A	32325*	Ram flat base	
B	31772	Serrated saddle	
C	24016	Smooth saddle	
D	25664*	Threaded tube coupling	
E	38909	10" Extension tube	

* NOTE: 32325 and 25664 cannot be used on No. 4103 hydraulic ram. Use with 25-ton hydraulic rams, Nos. 4106 and 4107

Item	No.	Description	Item
F	25653	Ram flat base	
G	31776	Serrated saddle with coupling	



55- and 100-Ton Aluminum Rams

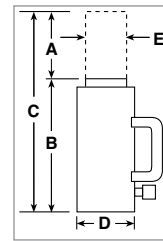
Get the strength of a steel ram but about half the weight. Easily carry these single-acting, spring-return rams around the garage, shop, or into the field for on-the-vehicle repairs. They are ideal for truck axle correction, trailer frame straightening, general vehicle maintenance, and heavy-duty lifting.

4111 – 55-ton aluminum ram. 6-1/8" stroke.

4116 – 100-ton aluminum ram. 6-1/4" stroke.

Ram Base

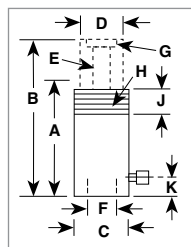
208406 – Ram base. Attaches directly to bottom of ram by means of two 3/8"-16 screws, included. Serrated base provides extra support and stability. 7" square. For use on 55-ton ram only.



NOTE: See chart on page 233 for specifications.

Spring-Return Hollow Center Hydraulic Rams

Ideal for push/pull applications found in off-highway, construction, mining, and other industries where heavy equipment is maintained. Center hole permits extending screws, cables, etc., straight through the ram for versatility of application. Rams withstand full "dead-end" loads. Chrome-plated piston rods resist wear, and superior packings and seals provide high cycle life without leakage. Piston head inserts are interchangeable for versatility, and tapped base mounting holes provide easy installation in fixed applications.



For Use With	Threaded Insert No.	Inside Dia. of Plain Insert *
4131	28632 3/4"-16 **	49/64"
4132	28612 1"-8 **	1-3/64"
4139	38904 1-1/4"-7 **	1-19/64"
4140	34251 1-5/8"-5-1/2 **	2-1/8"

* Plain insert comes standard with rams.
** Internal thread size.

Cylinder Cap. (tons)	Stroke (in.)	OTC No.	A	B	C	D	E	F	G	H	J	Oil Cap. (cu. in.)	Int. Press. at Cap. (PSI)	Tons at 10,000 PSI	Base to Inlet Port (in.)	K	Mounting Holes (in.)	Base Cyl. Eff. Area (sq. in.)	Prod. Wt. (lbs.)
10	2-1/2	4131	5-5/16	7-13/16	3	2-1/16	49/64	2-3/8	1-3/4-12	None	None	5.52	9,054	11	1	1/4-20	2.21	9	
20	3	4132	6-1/8	8-1/8	3-7/8	2-1/8	1-5/64	3-1/4	1-9/16-16	None	None	9.45	8,466	23.6	1	3/8-16	4.72	20.0	
30	2-1/2	4139	6-1/4	8-3/4	4-3/4	3-1/4	1-19/64	3-5/8	2-3/4-12	4-3/4-12	1-1/2	15.85	9,457	31.7	1-5/32	7/16-20	6.34	25.6	
60	6	4140	12-1/4	18-1/4	6-1/4	3-19/32	2-1/8	5-1/8	3-12	6-1/4-12	2-1/2	73.86	9,750	61.6	1	1/2-13	12.31	78	

Center-Hole, Power Twin Rams

In capacities of 17-1/2, 30, 50, and 100 tons and for operating pressures up to 10,000 PSI; use these rams on Grip-O-Matic® pullers, Push-Pullers, and shop presses. OTC's center-hole rams are ideal for jobs that require a great deal of force and a relatively short stroke. Compared to the force it develops, each center-hole Power Twin ram is lightweight, compact, and easy to handle, permitting its use in confined quarters. Center-hole feature permits extending jacking screws, cables, puller screws, etc., straight through the ram.

Quick change inserts

For added job versatility, Power Twin rams also feature a basic head which allows the operator to change from a tapped hole to a plain hole by merely changing the head insert (held in place by a socket-head set screw). In certain applications, the use of a plain insert is desired, since it permits using a speed nut for necessary readjustment after the ram has been extended, rather than turning the screw with a speed crank.



Quick change inserts. See accessory chart below.

DIMENSIONS FOR REFERENCE ONLY



Single-Acting, Spring-Return Rams



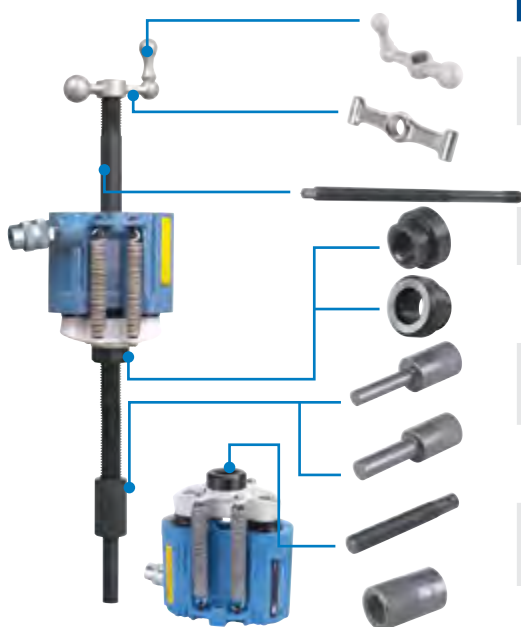
Double-Acting Ram

- 4120 – 17-1/2-ton Power Twin single-acting hydraulic ram.** Complete with No. 21669 threaded ram head insert, ram attaching screws, and No. 9796 ram half coupler.
- 4121 – 30-ton Power Twin single-acting hydraulic ram.** Complete with No. 21873 threaded ram head insert, ram attaching screws, and No. 9796 ram half coupler.
- 4122 – 50-ton Power Twin single-acting hydraulic ram.** Complete with No. 22274 threaded ram head insert, ram attaching screws, and No. 9796 ram half coupler.
- 4130 – 100-ton Power Twin double-acting hydraulic ram.** Complete with No. 24197 threaded ram head insert and two No. 9796 ram half couplers.

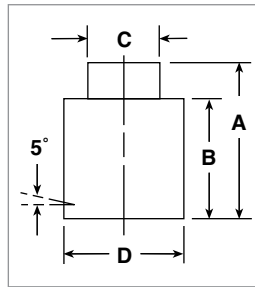
OTC No.	Capacity (tons)		Stroke	Oil Capacity	Eff. Area (sq. in.)	Internal PSI at Capacity	A	B	C	D	E	F	G	H	J	K
	Push	Pull														
4120	17-1/2	–	2"	7.06	3.53	10,000	6-7/8"	1-3/4"	1-1/16"	1"-8	1-1/2"	3-3/4"	5-3/4"	–	–	11/32"
4121	30	–	2-1/2"	15.7	6.28	10,000	8-7/16"	2-1/4"	1-19/64"	1-1/4"-7	1-13/16"	4-1/2"	7-1/2"	–	–	15/32"
4122	50	–	3"	29.4	9.81	10,000	10-9/16"	2-7/8"	1-43/64"	1-5/8"-5-1/2	2-3/8"	5-7/8"	9-3/8"	–	–	21/32"
4130	100	5	4-7/8"	93.8	19.24*	10,000	15-1/8"	4-3/4"	2-9/16"	2-1/2"-8	2-7/8"	10-1/8"	13-1/4"	4"	3/4"-16	25/32"

* Push side only. Passes ANSI B30.1 Static and Dynamic Tests.

Power Twin Ram Accessories



Description	17-1/2 Ton	30-Ton	50-Ton	100-Ton
Speed crank	24814	27198	29595	303785
Speed nut	302482 1"-8 thread	302483 1-1/4"-7 thread	33439 1-5/8"-5-1/2 thread	34136 2-1/2"-8 thread
Adjusting screw	32118 1"-8 thread, 20" long	34758 1-1/4"-7 thread, 24" long	32698 1-5/8"-5-1/2 thread, 30" long	32699 2-1/2"-8 thread, 36" long
Threaded insert	21669 1"-8 thread	21873 1-1/4"-7 thread	22274 1-5/8"-5-1/2 thread	24197 2-1/2"-8 thread
Plain-hole insert	21714 1-1/16" dia. hole	21872 1-5/16" dia. hole	22275 1-11/16" dia. hole	24196 2-9/16" dia. hole
Pushing adapter	201923 1"-8 thread, 1/2" dia. shank	34510 1-1/4"-7 thread, 3/4" dia. shank	34755 1-5/8"-5-1/2 thread, 1" dia. shank	–
Pushing adapter	201454 1"-8 thread, 3/4" dia. shank	34511 1-1/4"-7 thread, 1" dia. shank	34756 1-5/8"-5-1/2 thread, 1-1/4" dia. shank	–
Jack screw	24813 1"-8 thread, 7" long	25931 1-1/4"-7 thread, 9" long	–	–
Ram cap	28228 1"-8 thread, 1-1/2" dia.	28229 1-1/4"-7 thread, 1-3/4" dia.	28230 1-5/8"-5-1/2 thread, 2-1/4" dia.	–



"Shorty" Rams, Single-Acting, Spring-Return

Forcing a gravity return ram to retract wastes both time and money. This OTC series of single-acting, spring-return rams eliminates that waiting. With their low collapsed height and the stroke you really need, these rams are ideal for a variety of applications. You can choose from capacities of 10 to 100 tons and strokes from 1-1/2" to 2-7/16", with the largest ram being only 7-3/8" high! Bronze-plated piston rods resist scoring, and each ram can be "dead-ended" at full capacity for maximum safety. Each "Shorty" ram has an angled coupler port (5°) for easy hook-up. So, if you're tired of waiting for your rams to retract, these OTC "Shorty" rams are just the answer to your problems!

OTC No.	Capacity (tons)	Stroke No.	(A) Extended Height (in.)	(B) Retracted Height (in.)	(C) Piston Rod Dia. (in.)	(D) Outside Dia. (in.)	Cyl. Eff. Area (sq. in.)	Oil Capacity (cu. in.)	Int. Pressure at Capacity (PSI)	Tons at 10,000 (PSI)	Oil Port Return	Type Piston NPTF	Wt. (lbs./oz.)
4141	10	1-1/2	5	3-1/2	1-1/2	2-3/4	2.24	3.4	8,943	11.2	3/8"-18	Spring	6
4142	20	1-3/4	5-1/2	3-3/4	2-5/32	3-9/16	4.43	7.7	9,029	22.1	3/8"-18	Spring	9 / 9
4143	30	2-7/16	7-1/16	4-5/8	2-1/2	4	6.49	15.8	9,243	32.5	3/8"-18	Spring	14 / 7
4144	50	2-3/8	7-3/8	5	3-1/8	4-7/8	9.62	22.8	10,393	48.1	3/8"-18	Spring	23 / 2
4145	100	2-1/4	7-3/8	5-1/2	4-3/8	6-5/8	19.63	44.2	10,186	98.2	3/8"-18	Spring	47 / 3



4175 "Shorty" Ram and Pump Set

- Shorty rams provide lifting or pushing force in limited working space. Visual centering of load is simplified by a concentric ring pattern on piston top.
- Single-acting, spring-return.
- Two-speed hand pump gives fast piston approach. (See chart below for specifications.)
- Set includes 4143 30-ton, 2-7/16" stroke single-acting spring-return hydraulic ram; 4016 pump; 9767 hose; and 9798 hose half coupler.

OTC Set No.	Capacity (tons)	Ram Stroke	Ram Collapsed Height	Strokes to Obtain Full Ram Stroke	Pump Speed
4175	30	2-7/16"	4-5/8"	55*	Two

* Based on 50% of the stroke being made in low-pressure stage, 50% in high-pressure stage.



4186 Air/Hydraulic Ram and Pump Sets

Ideal for applications where an air supply of 40-120 PSI is available. Internal relief valve protects hydraulic system components regardless of air pressure, and two-stage release mechanism allows fast or metered ram return.

- The perfect replacement pump for hand pumps on body and frame straightening equipment.

4185 – Set includes 4104 10-ton, 6-1/8" stroke single-acting hydraulic ram; 4020 air/hydraulic pump; 9767 hose; and 9798 hose half coupler.

4186 – Set includes 4105 10-ton, 10-1/8" stroke single-acting hydraulic ram; 4020 air/hydraulic pump; 9767 hose; and 9798 hose half coupler.

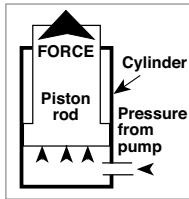
OTC Set No.	Capacity (tons)	Ram Stroke	Ram Collapsed Height	Pump Speed
4185	10	6-1/8"	11-1/2"	Multiple
4186	10	10-1/8"	15-1/4"	Multiple



4180 Power Twin Ram and Pump Set

- Center-hole feature permits extending adjusting screws, cables, puller screws, etc., straight through the ram.
- This spring return unit is compact and lightweight.
- Ideal for jobs having restricted working space.
- Set includes 4120 17-1/2 ton, 2" stroke single-acting hydraulic ram; 4002 pump; 9650 gauge; 24815 tee; 9767 hose; and 9798 hose half coupler.

OTC Set No.	Capacity (tons)	Ram Stroke	Ram Collapsed Height	Strokes to Obtain Full Ram Stroke	Pump Speed
4180	17-1/2	2"	6-7/8"	48	Single



Push-type rams apply force in a single direction. Spring or gravity return is featured.



4170

Hydraulic Push-Type Ram and Pump Sets


Compact and lightweight, these ram and pump sets are ideal for use in a wide variety of lifting and pushing applications. They feature a single-acting ram with a single-speed hydraulic hand pump. Requiring a minimum of mounting space, their remote operation is facilitated by a 6-foot, high-pressure hose.

4169 – Set includes 4103 single-acting hydraulic ram, 4002 pump, 9767 hose, and 9798 hose half coupler.

4170 – Set includes 4104 single-acting hydraulic ram, 4002 pump, 9767 hose, and 9798 hose half coupler.

See page 243 for ram specs., and this page for hand pump specs.

OTC Set No.	Capacity (tons)	Ram Stroke	Ram Collapsed Height	Strokes to Obtain Full Ram Stroke	Pump Speed
4169	10	2-1/8"	5-9/16"	32	Single
4170	10	6-1/8"	11-1/2"	93	Single



4002 Single-Speed Hydraulic Hand Pump

This single-speed pump is ideal for single-acting rams. Developing up to 10,000 psi operating pressure, the pump operates horizontally or vertically in the "head down" position. Fingertip control provides instant release or pumping action. Has a built-in safety overload valve. Ideal for use with OTC single-acting rams, or similar competitors' rams.

Specifications:

Maximum operating pressure – 10,000 psi
Volume per stroke – 160 cu. in.

Piston dia. – 1/2"
Piston stroke – 13/16"
Reservoir capacity – 55 cu. in. (45 cu. in. usable)

Oil port – 3/8" NPT



4012 Two-Speed Hand Pump

The 4012 two-speed hand pump's all-metal construction almost eliminates the chance of leaking, or damage to the pump from regular use or accidents. It's the perfect pump for use with single-acting rams or combinations where 45 cu. in. of usable oil capacity will do the job. Has 2-way valve; welded steel carrying handle; automatic switching from low to high pressure mode; handle effort under 140 lbs. at 10,000 PSI; unique fill cap to prevent over-filling and over-pressurization; non-vented reservoir; fingertip control valve with 180° throw for on/off control.

Specifications:

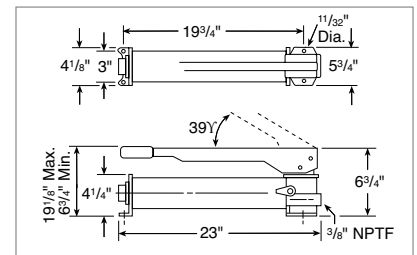
Maximum Operating pressure – 1st 325 psi / 2nd- 10,000 psi
Volume per stroke – 1st- .662 cu. in. / 2nd- .160 cu. in.

Piston stroke – 13/16"
Reservoir capacity – 55 cu. in. (45 cu. in. usable)
Oil port – 3/8" NPT

Piston dia. – 3/8"



4016



Dualmaster Jr. Two-Stage Hand Pumps

Here's two-stage flexibility at a popular price! These pumps have extra-large reservoirs (125 cu. in. usable oil) and permit use with large hydraulic rams or in multiple small ram applications. Compact and lightweight, Dualmaster Jr. provides maximum flexibility with minimum effort in a portable pump. The 4016 and 4017 deliver... providing high oil volume (2.6 cu. in. per stroke) for rapid ram approach and return. Then they automatically switch at 300 PSI to the high pressure, low volume stage (.16 cu. in. per stroke) for high force applications. Both have a large, non vented reservoir with safety relief valve to prevent over-pressurization of the reservoir. Piston stroke is 3/4", maximum handle effort is 130 lbs. at 10,000 PSI. The 4016 is equipped with a 2-way valve for use with single-acting rams. The 4017 has a 4-way valve for use with double-acting rams. Two versatile hydraulic pumps...dependable power for automotive, heavy-duty truck, agricultural, and construction maintenance needs.

4016 – Pump with a 2-way valve for use with single-acting rams. Delivers 2.6 cu. in. of oil per stroke in low pressure stage.

4017 – Pump with a 4-way valve for use with double-acting rams. Delivers 2.6 cu. in. of oil per stroke in low pressure stage.

4016 and 4017 Specifications:

Maximum

Operating pressure – 1st- 300 psi / 2nd- 10,000 psi

Volume per stroke – 1st- 2.6 cu. in. / 2nd- .16 cu. in.

Piston dia. – 1st- 2" / 2nd- 1 1/2"

Piston stroke – 3/4"

Reservoir capacity – 125 cu. in. usable

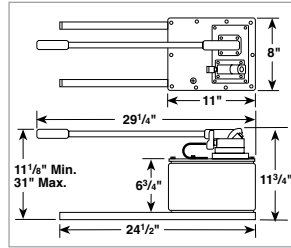
Oil port – 3/8" NPT

HYDRAULIC PUMPS SHOP EQUIPMENT



Dualmaster® Two-Stage Hand Pumps

Our finest hand-operated power units! These fast acting, two-stage pumps not only handle high force, high pressure requirements up to 10,000 PSI, but deliver extremely high volume at low pressure (7.35 cu. in. per stroke from 0 to 200 PSI) to quickly move the ram piston to and from the work! Pumps have a built-in relief valve, pre set at the factory for 10,000 PSI. Maximum handle effort is 90 lbs. Two basic Dualmaster models are offered: No. 4008 for use with single-acting rams, and No. 4009 for use with double acting rams. For information on pressure gauges, hoses, and other accessories for your Dualmaster, see pages 252 and 253.



Pump and valving mount on common cover plate; permits use on other than standard OTC reservoirs.



4008 – Hydraulic hand pump with No. 9584 2-position, 3-way control valve (for operating single-acting rams), and No. 4006 BL2 2-gallon reservoir with legs.

4009 – Hydraulic hand pump with No. 9500 3-position, 4-way control valve (for operating double-acting rams), and No. 4006 BL2 2-gallon reservoir with legs.

Performance Example

Pump No.	Maximum Pressure	Piston Dia.	Piston Stroke	Reservoir Capacity	Oil Port	Job: To fully extend an OTC 4105 ram (has 10-1/8" stroke)	4008/4009 Pump	4016 Pump	4002 Pump
4008 and 4009	1st stage 200 PSI 2nd stage 10,000 PSI	2-1/2" 1/2"	1-1/2"	460 cu. in. usable	3/8" NPTF	5" of ram travel is under no load, 5" is under load	37 strokes	74 strokes	141 strokes

Air / Hydraulic Pump

With shop air as the energy source, these pumps have the power and oil capacity (80 cu. in. usable oil) to drive even the large 55-ton rams. They are ideal all-around power sources for dozens of body, frame, and alignment applications. They can be used with a variety of rams, presses, and hydraulic pullers operating at up to 10,000 PSI. An internal relief valve protects the hydraulic components regardless of hydraulic pressure. In addition, a two-stage release mechanism gives fast or metered ram return while reducing hydraulic shock. In addition to all the features and performance characteristics of the 4020/4025, the 4021 is equipped with a 15 ft. remote control cord. The 4022 is equipped with a 2-gal. reservoir. These pumps require 9 cfm at 100 PSI air pressure at the pump.

4020 – Air/hydraulic pump. Develops 10,000 PSI at 100 PSI air pressure. 3/8" NPTF oil port. 98 cu. in. usable oil capacity in plastic reservoir.

4021 – Air/hydraulic pump with a remote control actuator, 15 ft. cord. Develops 10,000 PSI at 100 PSI air pressure. 3/8" NPTF oil port. 105 cu. in. capacity plastic reservoir.

4022 – Air/hydraulic pump with a 2-gallon (442 cu. in.) plastic reservoir.

4025 – Air/hydraulic pump. Develops 10,000 PSI at 100 PSI air pressure. 3/8" NPTF oil port. 98 cu. in. usable oil capacity in metal reservoir.

213896 – Metal reservoir. 98 cu. in. usable oil capacity. Includes gasket and fasteners.

61243 – Replacement plastic reservoir for 4020 pump, 98 cu. in. usable oil capacity.

33853 – Replacement gasket for 4020 pump reservoir

300871 – Repair kit for 4020 pump



2510A Air/Hydraulic Pump

- 10,000 PSI air/hydraulic pump.
- Internal relief valve.
- Two-stage release mechanism.
- Pump, hold, or release load with pedal control.
- 98 cu. in. useable capacity.
- 3/8 NPT oil port.

538592 – Seal kit for 2510A

Performance @ 100 PSI

Hydraulic Pressure* Oil Delivery

0 PSI	59 cu. in./min.
5,000 PSI	30 cu. in./min.
10,000 PSI	4 cu. in./min.

* Oil delivery based on 20 cfm air supply at the pump.



**FOR PRODUCT
VIDEOS VISIT
OTCTOOLS.COM**

Vanguard® Two-Stage, High-Pressure Power Units

Thousands of users have put Vanguard to work in a variety of hydraulic power applications. And the reputation for trouble-free performance this pumping unit has earned is a proven, documented fact, not just a sales claim! Vanguard is a fast-acting, precision-built, two-stage pumping unit consisting of a gear pump for the low-pressure stage and an axial-piston pump for the high-pressure stage, the latter being "supercharged" by the gear pump. Vanguard delivers low volume at high pressure, yet provides high volume at low pressure for fast cylinder piston approach and return. Units feature a 10,000 PSI universal motor, which starts under full load. They are suitable for operation up to 10,000 PSI. Motor is 1-1/8 h.p., 12,000 RPM, (27 amp draw). Rated for intermittent duty.

4062 – Vanguard 2-stage hydraulic pump with 2-position/ 3-way valve and 6 ft. remote motor control (115V). 2 gal. of oil supplied.

4064 – Vanguard 2-stage hydraulic pump with 3-position/ 4-way valve and 6 ft. remote motor control (115V). 2 gal. of oil supplied.

Speed Comparison Chart

The job – Fully extend a 10-ton ram with a 10-1/8" stroke:

Pump No.	5" travel No load	5" travel Under load	Total Time
4062 Power	1.5 sec.	12 sec.	13.5 sec.
4002 Hand Pump	141 strokes of pump handle		4 to 5 min.*

* Handle effort at max. pressure is 140 lbs.

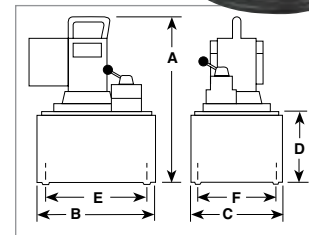
Performance Oil Delivery

100 PSI	1,000 PSI	5,000 PSI	10,000 PSI
650 cu. in./min.	80 cu. in./min.	70 cu. in./min.	55 cu. in./min.

Pump No.	For use with:	Control Valve	Reservoir	Motor Control	Voltage
4062	Single-acting rams	2-pos., 3-way	2 gal.	Remote 6 ft. cord	1-1/8 H.P., 115V*
4064	Double-acting rams	3-pos., 4-way	2 gal.	Remote 6 ft. cord	50/60Hz, Sgl. Phase

* For 230 volt, please specify.

WITH A REPUTATION FOR TROUBLE-FREE PERFORMANCE THESE PUMPS WORK IN A VARIETY OF HYDRAULIC POWER APPLICATIONS.



Universal Motor Version



Specifications

A	B	C	D	E	F
18-1/4"	12-1/2"	10-1/2"	7"	10"	8"



Two-Gallon Reservoir

Increase the oil capacity of your 4020, 4021, or 4025 air/hydraulic pumps with this kit. It gives you a two-gallon reservoir and everything else needed to make those pumps ideal for large, single-acting rams or for multiple ram applications.

207436 – 2-gallon reservoir kit for 4020, 4021, or 4025 air/hydraulic pumps. Includes reservoir, gasket, top mounting plate, bolts, and fittings. Gives 442 cu. in. usable oil capacity. 11-1/2" x 9-1/2" x 6-1/2".

40063BL2 – 2-gallon (462 cu. in. usable) "standard" reservoir only for Vanguard® pumps. Size: 12-1/2" x 10-1/2" x 6-1/2" high.

HYDRAULIC PUMPS SHOP EQUIPMENT

4044



Two-Stage Electric / Hydraulic Pumps

They're called "RamRunners" and that's just what they do...run large single- or double-acting rams for fast frame straightening, wheel alignment, etc. They deliver up to 45 cu. in./min. at max. operating pressure of 10,000 PSI. The 4044 has a 2-position/2-way valve with "advance" and "return" positions and is for use with single-acting rams. The 4046 and 4057 have a 3-position/4-way valve with "advance," "hold," and "return" positions; for use with double-acting or multiple single-acting rams. Nos. 4044 and 4046 are equipped with a 1/2 h.p. single-phase, 60 Hz, 115 volt thermal protected electric motor and are designed to start under load. No. 4057 has a 1-1/2 h.p. electric motor. The RamRunners also feature a 6 ft. remote control cord for "on/off" control. One gallon and two quarts of oil are supplied.

4044 – RamRunner two-stage hyd. pump with 2-position/2-way manual valve and a 6 ft. remote control cord. Supplied with one gallon and two quarts of oil.

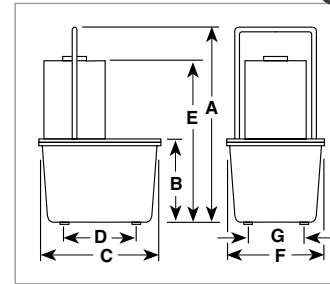
4046 – RamRunner two-stage hydraulic pump with 3-position/4-way manual valve for double-acting rams, and a 6 ft. remote control cord. Supplied with one gallon and two quarts of oil.

4057 – RamRunner two-stage hydraulic pump with 3-position/4-way valve for double-acting rams, and a 6 ft. remote control cord. Supplied with one gallon and two quarts of oil.

Speed Comparison Chart

The job – Fully extend a 10-ton ram with a 10" stroke:

Pump No.	5" travel No Load	5" travel Under Load	Total Time
4044 / 4046	3 sec.	39 sec.	42 sec.
4057	1.2 sec.	14 sec.	15.2 sec.



Pump No.	Max. Press. Output	RPM	Oil Del.* (cu. in./min. @)			Voltage	Reservoir								
			0 PSI	100 PSI	10,000 PSI		Cap.	Usable	A	B	C	D	E	F	G
4044 / 4046	10,000 psi	3,450	290	240	17	1/2 h.p., 115 volt** 60 Hz, Sgl. Phase	1.9 gal.	295 cu. in.	18-1/2"	7"	11-3/8"	7-1/8"	14-7/8"	9-1/4"	5-1/8"
4057	10,000 psi	3,450	525	490	45	1-1/2 h.p., 115 volt** 60 Hz, Sgl. Phase	1.9 gal.	315 cu. in.	20"	7"	11-3/8"	7-1/8"	14-7/8"	9-1/4"	5-1/8"

* Typical delivery, actual flow will vary with field conditions. ** For 230 volt, please specify.

OTC'S CONTROL VALVES WORK IN A VARIETY OF AUTOMOTIVE AND INDUSTRIAL APPLICATIONS.



Control Valves

9582 – This is a 2-position/3-way, lever operated, detent positioned valve for use with single-acting rams. It has "advance" and "hold" positions..

9500 – A 3-position/4-way, lever operated, detent positioned valve for use with double-acting rams. Has "advance," "neutral," and "return" positions. Cylinder ports are blocked in "neutral" and pump flow is directed back to the reservoir.

Vanguard Jr.® Two-Stage, High-Pressure Power Units

Combines compact size and light weight with 2-stage high performance. Choose from several models with electric motors and many options. Designed for operating pressures up to 10,000 PSI. Vanguard Jr. gives you just what you need: 2-stage flexibility with high performance, and a selection of units and options that lets you tailor the pump to your needs. Refer to the performance and speed tables below, and you'll see how these pumps cut down the time needed for almost any job. The 2-stage operation automatically matches pump performance to the job requirements. The low-pressure, high-volume stage provides fast ram approach and return. Then at approximately 200 PSI, the high-pressure, low-volume stage takes over to handle high force requirements. These pumps are ideal for hundreds of hydraulic applications such as clamping, bending, straightening, pressing, forming, testing, pushing, and pulling. Each is equipped with a relief valve factory-set at 10,000 PSI (the maximum operating pressure of the pump). Choose from models with electric (115 or 220 volt) motors and options that include remote hand- and foot-operated motor controls, adjustable pressure regulator, and pressure switch. Vanguard Jr. starts easily under load and has been thoroughly field-tested for high cycle reliability.

4031 – Vanguard Jr. two-stage hydraulic pump 115V with 2-position/3-way valve and 6 ft. remote motor control. 1 gal. of oil supplied.

4031-220V – Vanguard Jr. two-stage hydraulic pump 220V with 2-position/3-way valve and 6 ft. remote motor control. 1 gal. of oil supplied.

4033 – Vanguard Jr. two-stage hydraulic pump 115V with 3-position/4-way valve and 6 ft. remote motor control. 1 gal. of oil supplied.

4033-220V – Vanguard Jr. two-stage hydraulic pump 220V with 3-position/4-way valve and 6 ft. remote motor control. 1 gal. of oil supplied.

4036 – Vanguard Jr. two-stage hydraulic pump 115V with 3-position/4-way valve and run/off/jog motor control. 2 gal. of oil supplied.

4036-220V – Vanguard Jr. two-stage hydraulic pump 220V with 3-position/4-way valve and run/off/jog motor control. 2 gal. of oil supplied.

Speed Comparison Chart

The job — Fully extend a 10-ton ram with a 10-1/8" stroke:

Pump No.	5" travel No Load	5" travel Under Load	Total Time
4031	4 sec.	34 sec.	38 sec.
4002 Hand pump	141 strokes of pump handle		4 to 5 min. *

* Handle effort at max. pressure is 140 lbs.

THOUSANDS OF USER'S HAVE PUT VANGUARD JR. PUMPS TO WORK IN A VARIETY OF HYDRAULIC POWER APPLICATIONS.



Universal Motor Version



Universal Motor Version and Large Reservoir Models

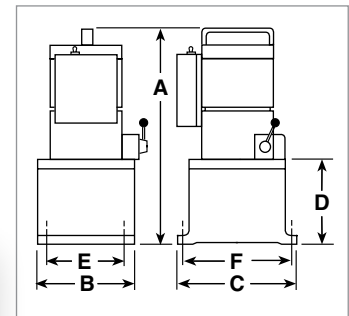
These all have a 10,000 PSI pump and universal motor: 1/2 h.p., 12,000 RPM, 115 or 230 volt (specify), 60/50 cycle A.C. single phase. No. 4036 has an extra-large 2-gallon (462 cu. in.) reservoir to permit full stroke of large displacement rams. Also suited for applications where several rams are used.

Pump No.	For use with	Control Valve	Reservoir	Motor Control
4031 / 4031-220V	Single-acting rams	2-position, 3-way	.45 gallon, 104 cu. in.	Remote 6 ft. cord
4033 / 4033-220V	Double-acting rams	3-position, 4-way	.45 gallon, 104 cu. in.	Remote 6 ft. cord
4036 / 4036-220V	Double-acting rams	3-position, 4-way	2 gallon, 462 cu. in.	Run / off / jog

Specifications

Note: Dimensions shown apply to pumps with 104 cu. in. reservoir.

A	B	C	D	E	F
16"	6"	8"	4-3/4"	5-1/8"	7-1/8"


















Performance

The low-pressure, high-volume stage provides fast ram approach. When high force is needed, the high-pressure, low-volume stage takes over. The figures below indicate oil delivery of the electric power unit at various pressure levels.

- 170 cu. in./min. at 100 PSI
- 32 cu. in./min. at 1,000 PSI
- 25 cu. in./min. at 5,000 PSI
- 18 cu. in./min. at 10,000 PSI

Pressure Regulator/Check Valves and Accessories

OTC No.	Description
 9623	Pressure regulator valve. For remote location in a hydraulic system. Adjusts from 1,000 to 10,000 PSI.
 9575	Needle valve for fine metering. Use several for controlling multiple single-acting rams simultaneously, yet independently. 3/8" NPTF ports.
 9596	Load lowering valve. 3/8" NPTF ports, 10,000 PSI max. operating pressure.
 7312	O-ring/oil seal pick. An extremely handy little tool! Makes removal and installation of oil seals and o-rings a snap. Pick has a metal shaft.
 10461	Remote control foot switch, 10 ft. cord. Press for "on," release for "off."
 25017	Remote control hand switch, 10 ft. cord. Press for "on," release for "off." (Replacement rocker switch only, No.16772)
 9625	Pressure switch. 1/4" NPTF external thread.
Gauges - All gauges have 1/4" NPTF threads	
 9650	Pressure and tonnage gauge. Four scales: 0-10,000 PSI, 0-17-1/2-ton, 0-30 ton, and 0-50 ton. 3-1/2" dia. face (Dry)
 9651	Pressure and tonnage gauge. Four scales: 0-10,000 PSI, 0-55 ton, 0-75 ton, and 0-100 ton. 3-1/2" dia. face (Dry).
 9652	Pressure and tonnage gauge. Four scales: 0-10,000 PSI, 0-5 ton, 0-10 ton, and 0-25 ton. 3-1/2" dia. face (Dry).
 9653	Pressure gauge. Two scales: 0-10,000 PSI, and 0-689 BAR. 3 -1/2" dia. face. Use with any OTC pump or ram (Dry)
 9654	Pressure gauge. Two scales: 0-10,000 PSI, and 0-689 BAR. 2 -1/2" dia. face. Use with any OTC pump (Dry).
 9655	Pressure gauge. One scale: 0-6,000 PSI. 3 -1/2" dia. face (Dry).
 9658	Pressure gauge. Two scales: 0-10,000 PSI, and 0-689 BAR. 2 -1/2" dia. face. Gauge is filled with glycerin or silicone to dampen vibration and fluid pulsation. Use with any OTC pump or ram.
 9659	Pressure gauge. Same as 9658 except is liquid filled and has 3-1/2" diameter face.

OTC No.	Description
Adapters and Fittings	
 24815	Tee adapter. For installing gauge between pump and hose coupling. Has 1/4" and 3/8" NPTF internal and 3/8" NPTF external.
 25919	Double tee adapter. Permits use of more than one ram in series with one pump. Three 3/8" NPTF ports.
 9617	Manifold block. For use when a multiple-ram system is required. Has six 3/8" NPTF ports.
 9691	"Y" manifold. Useful when connecting two rams to a single line. Three 3/8" NPTF ports.
 10645	45° fitting. Used when mounting gauge at an angle on connection such as 24815. External and internal 1/4" NPTF ends.
 10469	Swivel connector. 3/8" NPTF external, 3/8" NPSM internal.
 10682	Coupling. Both ends 3/8" NPTF internal.
 10474	Street elbow. Internal and external 3/8" NPTF ends.
 10673	Short nipple. 1-1/2" long, 3/8" NPTF external ends.
 13828	Long nipple. 2" long, 3/8" NPTF external ends.
 10647	90° elbow. 3/8" NPTF internal ends.
 13888	Coupling. Ends - 3/8" NPTF internal and 1/2" NPTF external.
Quick Couplers Precision built and designed for high pressure. Permits disconnecting hose without loss of oil. 3/8" NPTF	
 9795	Complete quick coupler and rubber dust cap.
 9796	Ram half coupler and rubber dust cap.
 9797	Ram half coupler steel dustcap only.
 9798	Hose half coupler only.
 9799	Hose half coupler steel dust cap only.
 9866	Hose or ram rubber half cap.



Hydraulic Oil

Ensure dependable performance of rams and pumps by using this high-grade, specially prepared oil. Contains foam suppressant additives; high viscosity index.

OTC No.	Size	Viscosity	Recommended for use with
9636	1 quart	215 SSU @ 100°F	4000, 4002, 4016, 4017, 4020, 4021
9637	1 gallon		Vanguard, RamRunner and Stinger pumps



Hydraulic Hose

Lightweight, rugged hose in lengths to 20 ft. Choose from 1/4" I.D. or 3/8" I.D. high flow hose. All have 3/8" NPTF ends. Operating pressure is 10,000 PSI. Hoses comply with MHI Std. IJ100.

OTC No.	Hose Length	Hose Inside Dia.	Hose Type
9765	2 ft.	1/4"	
9766	3 ft.	1/4"	
9767	6 ft.	1/4"	Braid
9768	8 ft.	1/4"	(2-ply Rating)
9769	10 ft.	1/4"	
9770	12 ft.	1/4"	
9780	6 ft.	3/8"	Nylon Core
9781	10 ft.	High	Synthetic Fiber
9782	20 ft.	Flow	Reinforced *

* Note: This hose is not recommended for use where heat or weld spatter conditions exist.

80-Ton Capacity Truck Center and End Bushing Service Equipment

For fast, easy bushing replacement on 340, 380, 440, and 450 series Hendrickson suspensions. Recommended by Hendrickson as the only correct method for bushing replacement—eliminates "torching"!

Knock off about six to eight hours when replacing center and end bushings. Center bushings, which often require more frequent service, can be replaced in under two hours, and the beam and wheels stay in place! The No. 1741 and 1742 sets include a hydraulic pump and ram to deliver up to 80 tons of force!

If center bushings are allowed to wear from lack of maintenance, the end bushings may soon fail, which can also lead to excessive tire wear. Correct bushing maintenance with one of OTC's heavy-duty service sets can save needless parts costs and downtime.

Center Bushing Service

Two hours. That's about what it takes to replace center bushings with this equipment. Best of all, the beam and wheels are not removed.

End Bushing Removal & Installation

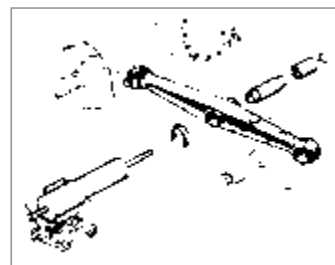
This is almost as easy as center bushing replacement. Of course, the wheels have to be removed first, then the hanger tubes or end beam adapter plugs. (See page 255 for 1743 hanger tube service set and 1745 end bushing adapter service set.) After that, the procedure is much like center bushing replacement. Typically save six to eight hours because the beams are not removed from the truck.

NOTE: Hendrickson Mfg. Co. has changed the numerical designations on the following suspension models. These numerical changes DO NOT affect service procedures or tooling required to service their suspensions.

Original Model Number	New Model Number
380	400
440	460
450	480
500	650



Order information for center and end beam bushing service sets is below and on the following pages.



OTC No. 1740 tooling set up for center bushing replacement.



1740 tooling setup for end bushing installation.


1740

Basic Tooling Set

This is the basic tooling set for servicing center and end beam bushings. It does not include the hydraulic pump or gauge. If you are already equipped with hydraulics, you can be replacing bushings right away! (Does not include tooling for hanger tube or end plug adapter removal.)

For 340 thru 450 Series Hendrickson Suspensions

Item	No.	Description	Item	No.	Description
A	44119	Receiving tube	L	302026	Installing adapter
B	51678	80-ton cylinder	M	302027	Removing adapter
C	51695	Jack cart	N	302028	Hex nut
D	206457	Press adapter	O	302029	Speed nut
E	206459	Clamp plate	P	302030	Removing adapter
F	9780	Hydraulic hose	Q	302031	Installing adapter
G	302018	Spacer (2)	R	302032	Removing adapter
H	302019	Receiving adapter	S	302401	Spacer ring (3)
J	302021	Receiving adapter	T	42052	Inst. adapter clamp
K	302023	Pulling screw			



HENDRICKSON SERVICE SETS WITH HYDRAULICS

FOR 340 – 450 SERIES HENDRICKSON SUSPENSIONS

1742


Basic Tooling Set with hydraulics (Hydraulic pump 4031)

The preferred method for servicing center and end beam bushings. You get the complete No. 1740 basic set, plus OTC's No. 4031 two-stage electric/hydraulic pump with remote hand switch, a No. 9654 pressure gauge, hose half coupler, and 80-ton single-acting ram. (Tooling for hanger tube or end plug adapter removal not included.)

1741

Basic Tooling Set with hydraulics (Hydraulic pump 4062)

The method Hendrickson recommends for suspension service. You get the No. 1740 basic set, plus OTC's No. 4062 two-stage electric/hydraulic pump with remote hand switch, a No. 9653 pressure gauge, hose half coupler, and 80-ton single-acting ram. (Tooling for hanger tube or end plug adapter removal not included.)

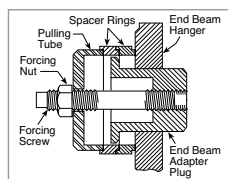


1746

R400 Center Bushing Adapter Set

For R400 series Hendrickson suspensions having center bushing No. 49400 or field service center bushing No. 49600.

Used with OTC's No. 1740 suspension tool set, these adapters let you remove and install the new style R400 center bushings on Hendrickson suspensions. Set includes one No. 310248 removing adapter and one No. 310249 installing adapter.



1745

End Bushing Adapter Puller Set


Set contains everything needed to remove end bushing adapter plugs in 380 thru 440 series suspensions. The plugs have to be removed prior to end bushing replacement.

The set is complete in a handy plastic case.

For use with 1740 series tooling sets (order separately).



Item	No.	Description
A	207025	Spacers (3)
B	302592	Screw (7/8"–14)
C	302593	Screw (15/16"–12)
D	207027	Screw
E	207026	Plug gauge
F	207030	Hand tap (7/8"–14)
G	207031	Hand tap (15/16"–12)
H	207039	Nut assembly
I	302595	Receiving cup



1743
End Bushing Hanger Tube/RU Series Center Bushing Service Set

Required for servicing RU340 series center bushings. The long puller screw is used to remove the beam cross tube. The 1743 also removes end bushing hanger tube assemblies. For use with 1740 tooling (order separately).

Item	No.	Description
A	25417	Nut
B	206455	Removing adapter
C	302015	Receiving adapter
D	302119	Special screw
E	302023	Pulling screw



Hanger tube removal with No. 1743 set.



Cross tube removal with No. 1743 set.

1744
Bronze Center Bushing Service Set

Designed for replacing bronze center bushings on 340, 380, 440, and 460 Hendrickson suspensions. Also installs bronze center bushing grease seals. For use with 1740 series tooling set (order separately).

For 340, 380, 440, & 460 series suspensions.

Item	No.	Description
A	28536	Installing adapter
B	28538	Installing adapter
C	302024	Removing/installing adapter
D	302025	Removing/installing adapter



Installing center bushing with No. 1744 set.




Removing center bushing with No. 1744 set.

1763
Center and End Bushing Service Set

This set is required for bushing service on 500 and 700 series heavy-duty suspensions. It is intended for use with a 100-ton capacity shop press. It allows replacement of center and end bushings.

For 500 & 700 series suspensions. Use with a shop press.

Item	No.	Description	Item	No.	Description
A	208350	Adapter	C	28541	Adapter
B	208349	Adapter clamp			

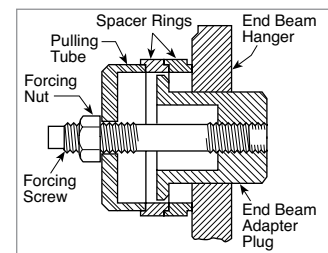



1764
Center and End Bushing Tool Set

This set is the answer for replacing center and end bushings on Hendrickson 340 and 380/440 series suspensions. The 1764 is for use with a 100-ton or larger hydraulic press. The press plate sits on the press bolster to provide a level, cradle-like surface for the beam to rest on during pressing.

For 340 and 380/440 series suspensions. Use with a shop press.

Item No.	Description	Item No.	Description	Item No.	Description
A	51100	Press plate	D	302030	Removing adapter
B	302032	Removing adapter	E	42052	Inst. adapter clamp
C	302031	Installing adapter	F	206459	Clamp plate
			G	206457	Press adapter
			H	302027	Removing adapter
			I	302026	Installing adapter



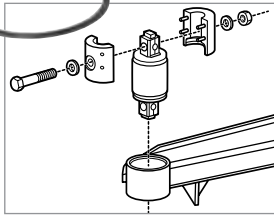

1748
End Bushing Adapter Puller Set for Hendrickson Truck Suspensions

This set contains everything needed to remove end bushing adapter plugs used on 400 series and the larger 460–520 series suspensions. The plugs have to be removed prior to end bushing replacement. The set is complete in a handy plastic case. For use with 1740 series tooling sets (order separately).

For servicing the 400 and larger 460–520 series suspensions.

Item	No.	Description
A	207025	Spacers (3)
B	302592	Screw (7/8"–14)
C	302593	Screw (15/16"–12)
D	207027	Screw
E	207026	Plug gauge
F	207030	Hand tap (7/8"–14)
G	207031	Hand tap (15/16"–12)
H	207039	Nut assembly
I	302595	Receiving cup
J	*221378	Hand tap (M30 x 2)
K	*313342	Screw (M30 x 2)

*For use on 460–520 series adapter plugs (can be purchased separately and used with set No. 1745).



1757 Hendrickson Bar Pin Adapter Set

Servicing bar pin end bushings used on Hendrickson equalizing beam tandem truck suspensions requires the use of special tooling. OTC's No. 1757 adapter set is used with the beam removed from the truck, and in conjunction with OTC No. 51100 press plate and a 100-ton hydraulic shop press.

The 1757 set, which replaces the No. 1747 set, includes an adapter for installing bushings in older forged beams as well as the fabricated beams introduced in 1999.

To remove bushings, use OTC's previously introduced No. 302030 removing adapter and No. 206457 press adapter, both of which may be ordered separately. Reinstall bushings following procedures recommended by the suspension manufacturer.

1767 Hendrickson Primaax Quick Alignment Socket

- Hendrickson – Approved tool.
- Used to adjust axle alignment on the Primaax air suspension.
- Works on Primaax models 230, 460, and 690 rear suspensions.



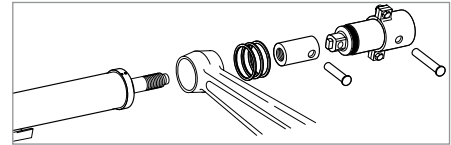

1768 Hendrickson PRIMAAX® Quick Wrench

- Hendrickson - Approved tool.
- Used to torque cross tube end cap bolts and longitudinal torque rod top pad bolts.
- Reduces maintenance time by eliminating the need to remove the tires to gain access to the end cap bolt.
- Use with the following Hendrickson PRIMAAX suspensions:
 - Type A - PAX 230/460/690 and FMX 240/480 with 8-1/2" ride height
 - Type B - PAX 230/460/690 with 10" ride height.

1749 Hendrickson Suspension Bar Pin End Bushing Adapter Set

Extend your No. 1741 and No. 1742 bushing service equipment sets. You can now remove and install worn end bushings on the Hendrickson new style bar pin end bushings without removing the equalizing beam from the vehicle. The No. 1749 works in conjunction with OTC's No. 1741 and No. 1742 80-ton portable service equipment to do the job quickly, using procedures recommended by the manufacturer.

Item	No.	Description
A	314557	Receiving tube
B	49050	Installer
C	314556	Receiving adapter
D	314558	Pin
E	314559	Pin



Freightliner Rear Suspension Tool

- Removes and installs single-wrapped FAS II Airliner Freightliner Rear Suspension bushings in a fraction of the time of traditional methods.
- Saves an average 45 minutes per bushing (4 per vehicle) on flat rate of 1.5 hours per bushing.
- 15 ton Capacity cylinder

4244 – Freightliner Rear Suspension Tool

4245 – Freightliner Rear Suspension Tool Master Kit includes 2510A Air/Hydraulic Pump.



Hydraulic Flow Testers

50 and 75 GPM hydraulic oil flow testers accurately measure oil flow, temperature, and pressures against manufacturers' specifications.

Troubleshoot hydraulic circuits and isolate faulty components on mobile equipment, machine tools, fork lifts, agricultural and industrial tractors, and equipment (open or closed) hydraulic systems with capabilities up to 75 GPM at pressures to 5,000 PSI. Models include features such as an automatic pressure compensating load valve that lets you increase flow without affecting the pressure settings. Temperature flow and RPM readings are displayed in metric or English, and accurate to within plus or minus 2% of full scale. Each tester is protected by a safety disc, which ruptures automatically if pressures exceed the upper limits.

4221 – 75 GPM hydraulic circuit tester. Comes with two pressure gauges and three 9-volt batteries.

4235 – 50 GPM hydraulic circuit tester with single liquid-filled pressure gauge. Includes two adapter unions for 3/4" NPTF fittings.



5286

Portable Diesel Particulate Filter Cleaner

The Diesel Particulate Filter (DPF) Cleaner was designed with shop service in mind. Its portability allows the unit to be placed as close to the vehicle as possible and to be stored wherever needed in the service facility. The advent of the 2010 Tier 4 cleaning requirements created the need for a lighter, more portable cleaning system which can be taken into the field to clean filters at the point of service.

Diesel Particulate Filter features

- Lightweight and Highly Portable - ideal cleaning system for use in the shop or on a service truck.
- Flexibility - clean DPF's from 6" to 15.5" in diameter using shop or compressed air of at least 100 PSI and 20 CFM sustained airflow.
- Fully Automated Operation - once started, the cleaning process can be completed with minimal operator oversight, freeing up the technician to simultaneously do other work in the shop.
- Focused Air Jet Technology™ - concentrates a precise high pressure stream of air directly into every cell.
- Easy Maintenance - contains no internal filters that require user maintenance.
- Rugged design provides maximum durability.
- Operates on 12-24 volt DC, or 110-220 Volt AC.

Efficiency by the Numbers*

- Cleans up to 20% more efficiently than traditional pulse based systems.
- Cleans up to 5% more efficiently than other more expensive "air knife" systems.

*Based on third party OE test data using Pin-gauge measurement.

Unique floating puck prevents "splash back"

- Features Focused Air Jet Technology™ with a unique floating puck that prevents splash back.
- Includes three nozzles: two straight (short and long), for standard "open face" DPFs; and one curved for the angled-flange DPFs.
- Ensures quiet operation.

Ash disposal System and Shield

- Innovative ash disposal system enables technician to quickly and easily remove and dispose of particulate matter in accordance with local environmental requirements.



5286 kit includes:

- Cleaning unit
- Three neoprene rings fit filters from 6 in. (165 mm) to 15.5 in. (400 mm) in diameter
- Wet / dry HEPA vacuum
- Short, long, and curved-flange filter nozzles
- Adjustment feet for standard and flanged filters
- Ash disposal kits
- AC and DC adapter cables

Accessories

563197 (Set of 5) – Ash disposal system enables technician to quickly and easily remove and dispose of particulate matter in accordance with local environmental requirements.



Curved neck nozzle with floating puck for angled-flange DPFs.



Long nozzle with floating puck for standard open face DPFs.



Includes innovative shield to protect cleaning area from moisture.



5280

OTC 5280 Diesel Particulate Filter Cleaner

The Diesel Particulate Filter (DPF) Cleaner was designed with shop service in mind. The cleaning process allows the DPF to be cleaned as part of a general maintenance schedule at the service location with minimal time away from the vehicle. It's portability allows the unit to be placed as close to the vehicle as possible and to be stored wherever needed in the service facility.

DPF Cleaner Features

- OE tested and Dealer recommended – By many major diesel engine manufacturers. Robust design – For long shop life. Can be used as part of a preventative maintenance program.
- High Pressure cleaning process for thorough cleaning of ash from DPF – produces 10 times the burst energy of competitive low pressure units.
- Initial Burst Quick check – To identify filters too plugged for proper cleaning.
- Movable with locking wheels – For placement throughout the shop.
- Computer Controlled Process Based on OE Requirements – for "Start to End" cleaning without constant technician monitoring.
- Containment of hazardous ash – For easy disposal.
- HEPA Filter Air Exhaust System – To exceed environmental air standards for shop.
- Operates on standard 115V outlet.
- Proven to clean to over 92% efficiency. (3)
- (3) Third-party OEM test results using pin gauge measurement with approved OTC adapters and burst cycles. Actual results may vary.

DPF Cleaner Includes:

OTC Diesel Particulate Filter (DPF) Cleaner

- 535936** – Small Cone
- 543887** – Medium Cone
- 543885** – Large Cone
- 553913** – CAT Adapters
- 553915** – Cummins Adapters



Upgrade kits for other OEM's are sold separately:

- 556889** – Detroit Diesel upgrade kit
- 553990** – UD TRUCK (with Hino Engine) upgrade kit
- 553991** – Isuzu upgrade kit
- 553993** – Volvo/Mack upgrade kit
- 558181** – Navistar upgrade kit*
- * Requires use of 5281 DPF Thermal Processing Unit.
- 554654** – Includes all upgrade kit shown above.
- 558569** – 12" HEPA filter
- 558571** – 30" air filter cartridge

5281

OTC DPF Thermal Processing Unit

The 5281 DPF Thermal Processing Unit is a device which will thermally regenerate a DPF unit at a controlled, pre-programmed rate. Sometimes, the DPF cannot be regenerated on the truck due to a failure with the vehicle's own regeneration system, or in the case of retrofit applications, a lack of an on-vehicle regeneration system. Thermal regeneration of DPFs is used in conjunction with the OTC 5286 DPF Cleaner.

Designed to facilitate the cleaning of dirty filters – especially those with high amounts of wet soot, and unburned hydrocarbons.

- Pre-programmed thermal profile controls temperature 'ramp up' and 'cool down' to protect the DPF from thermal shock, reducing the risk of cracking the DPF.
- Holds temperature constant for two hours to ensure complete regeneration of filter.
- Includes both standard cycle and "pre-treat" cycle for oil-soaked filters.
- Built-in electronic safety lock prevents unauthorized opening of the door when temperatures exceed 200 degrees F.
- Large chamber accommodates various DPF sizes and shapes. Front access door allows for easy access to the thermal chamber.
- 220VAC / 60Hz / Single phase / 50 Amp.
- 1-year warranty.
- CE, UL201, UL499.
- Internal chamber dimension: 24" (L) x 24" (W) x 26" (H).



**J-47399
Horizontal DPF Handler**

- The Universal mounting assembly adjusts, front to back and side to side for easy DPF handling
- The height range of 6-1/2" to 29-1/2" is ideal for most of today's trucks
- Safety strap holds the load securely while moving about the shop

Specifications:

- Overall Length: 34-1/2"
- Overall Width: 19-3/8"
- Max. Height: 29-3/4"
- Min. Height: 7-1/2"
- Side tilt: 30°, Front tilt: 15°, Back tilt: 15°

**AUTOMOTIVE
SPECIALTY TOOLS**

FORD ENGINE SERVICE

Camshaft Gear Holder 7
 Camshaft Holding Tool 7
 Camshaft Sprocket Holding Tool 7
 Camshaft Sprocket Wrench 7
 Camshaft Timing Alignment Pins 7
 Compression Tester 6
 Compression Tester Ford 12mm Adapter 5
 Compression Tester Ford 14mm Adapter 5
 Crankshaft Pulley Holder 7
 Ford 1.6L 4V Cam Tool Set 4
 Ford 2.0L, 2.3L, 2.5L 4V Cam Tool Set 4
 Ford 3.5L & 3.7L 4V Cam Tool Set 4
 Ford 3.9L 4V Cam Tool Set 4
 Ford 3V Valve Spring Compressor 4
 Ford 4.6L & 5.4L 4-Valve Cam Timing Kit 4
 Ford 4.6L, 5.4L, 6.8L 3V Cam Tool Set 4
 Ford 5-pin Connector Harness for
 Glow Plug Testing 6
 Ford 6.0L Diesel Fan Clutch Wrench 6
 Ford 6.0L Diesel Service Tool Kit 5
 Ford 6.0L Glow Plug Release Tool 6
 Ford Cam Tool Kits 2, 4
 Ford Cam Tool Kit Update 2
 Ford Crankshaft Positioning Tool 4
 Ford Diesel Compression Test Adapter 6
 Ford Diesel Fan Clutch Wrench 6
 Ford Engine Adapters 6
 Ford High Pressure Oil Line Disconnect Tool 6
 Ford Master Cam Tool Kit 2
 Ford Oil Line Disconnect Tool for 6.0 L 6
 Ford Power Steering Pump Pulley Installer 6
 Ford Rear Crankshaft Seal Installer 5
 Ford Rear Main Oil Seal Kit 5
 Ford Rear Main Seal Installer 5
 Ford Spark Plug Remover Kit, 3V Engine 5
 Ford Spark Plug Socket 5
 Ford Valve Spring Compressor Tool 4
 Fuel Injector Pump Rotating Tool 6
 Timing Belt Adjuster 7
 Timing Chain Holder 7
 Timing Chain Tensioner Loading Tool 7
 Timing Chain Tensioner Retainer 7
 Timing Chain Tensioner & Shoe Retainer 7

GM ENGINE SERVICE

Chrysler Camshaft Alignment Tool Set 9
 Chrysler Crankshaft Damper Remover/
 Installer Kit 9
 Chrysler Harmonic Balancer Holding Tool 9
 Chrysler/Jeep Cam Tool Set 9
 Diesel Fuel Pressure Gauge 8
 Distributor Bushing Installer/Reamer 9
 GM 6 Cylinder Cam Tool Set 8
 GM Duramax Injector Pullers 8
 GM In-line 4-Cylinder Cam Tool Set 7
 GM In-line 5, 6, or V6 Cam Tool Set 8
 GM NorthStar V8 Cam Tool Set 8
 GM Water Pump Holding Tool 8
 GM Water Pump Socket 8
 Timing Belt Adjuster Wrench 8

CHRYSLER/JEEP ENGINE SERVICE

Chrysler Timing Belt Wrench 9
 Harmonic Balancer Puller 9
 Harmonic Balancer Puller Set 9

IMPORT ENGINE SERVICE

BMW Head Bolt Socket 10
 Cam Gear Clamp & Holder Set 11
 Cam Gear Holder, 2 pack 11
 Crank & Cam Seal Service Kit 11
 Flange-Type Puller Combination 11
 Flange-Type Puller Set (Grade 5) 11
 Honda/Acura Crankshaft and Harmonic
 Balancer Holder 10
 Honda/Acura Damper Holding Tool 10
 Mercedes-Benz and BMW Fan Clutch
 Service Kit 10
 Toyota Head Bolt Socket 10
 Variable Pin Spanner Wrench 10

ENGINE SERVICE

Adjustable Fan Clutch Holding Tool 13
 Adjustable Piston Ring Expander Pliers 14
 Advance Timing Light 19
 Alternator Pulley Service Kit 13
 Belt Holding Tool 12
 Compression Tester - Deep Well Connector 15
 Compression Tester Kit 16
 Cummins Engine Barring Tool 12
 Cummins Engine Turning Tool 12
 Cylinder Leakage Tester Kit 16
 Deluxe Compression Tester Kit 16
 Deluxe Vacuum Pump 17
 Diesel Compression Tester with Adapters 17
 Diesel Glow Plug Tester 15
 Digital Timing Light 19
 Electronic Ignition Spark Tester 15
 Engine Preluber Kit 17
 EVAP - Leak Detection System 18
 Fan Clutch Wrench Master Set 13
 Flange-Type Puller Combination 11
 Ford Valve Spring Compressor Tool 15
 Frost Plug Installer Set 14
 Frost Plug Remover/Installer Set 14
 Glow Plug Remover 15
 Grooved Pulley Strap Wrench 13
 Harmonic Balancer Puller/Installer Set 12
 Heavy Duty Valve Spring Compressor 14
 Hose Pinch Off Pliers Set, 3 Piece 19
 Ignition system adapters, set of six 15
 Ignition System Quick Test Kit 15
 Inductive Timing Light 19
 Master Bolt Grip Set (Grade 8) 11
 Master Harmonic Balancer Installer 12
 Mechanic's Stethoscope 17
 Phototach contact/non-contact 19
 Phototach non-contact only 19
 Piston Ring Compressor Set, 6 Piece 14
 Piston Ring Compressor Set with
 Ring Expander 14
 Replacement Adapters (available separately) 17
 Serpentine Belt Installation Tool 12
 Serpentine Belt Tool 12
 Steering Wheel, Pulley, and Flywheel Puller 13

Stretch Belt Service Set 12
 Stud Remover Set, Fractional 14
 Stud Remover Set, Metric 14
 Timing Tensioner Locking Pin Set 13
 Transmission/Engine Oil Pressure Kit 16
 Universal Belt Tension Gauge 13
 Universal Overhead Valve Spring Compressor 15
 Universal Pulley Holder 13
 Vacuum Hose and Fuel Line Removal Tool 19
 Vacuum/Pressure Gauge Kit 17
 Valve Spring Compressor 14

ENGINE / EXHAUST SERVICE

7-Piece Sensor Socket Set 20
 8-Piece Sensor Socket Set 20
 Exhaust Back Pressure Gauge 20
 Exhaust Hanger Pliers 20
 Flexihead O2 Sensor Wrench 20
 Heated Oxygen Sensor Socket 20
 Oxygen Sensor Socket 20
 Ratcheting Hose & PVC Cutter (Heavy Duty) 20
 Ratcheting Hose & PVC Cutter (Standard) 20
 Scraper Set 20
 Straight-Blade Hose Cutter 20

FUEL SERVICE TOOLS

Air regulator 22
 Basic Fuel Injection Service Kit 24
 Canister-type Fuel Injector Cleaner 22
 Fuel Injection Diagnostic Set 25
 Fuel Injector Cleaning Kit 24
 Gauge 0-100 psi 22
 Gauge cover 22
 Hose (1/8" NPTF x 6' long) with connector 22
 Master Fuel Injection Kit 22
 Professional Fuel Injection Update Kit 22
 Pro Fuel Injection Application Manual 25
 Pro Inject-R Kleen Fluid 25
 Pro Master Fuel Injection Service Kit 22

FUEL SERVICE

3/8" & 1/2" Fuel line disconnect tool 27
 3/8" & 5/16" Fuel line disconnect tool 27
 3/8" Fuel line disconnect tool 27
 5/16" Fuel line disconnect tool 27
 A/C spring lock coupling tool (Black, 5/8") 27
 A/C spring lock coupling tool (Blue, 1/2") 27
 A/C spring lock coupling tool (Red, 3/8") 27
 A/C spring lock coupling tool (White, 3/4") 27
 Chrysler fuel line disconnect tool 27
 Clutch coupling tool 27
 Ford heater hose disconnect tool 27
 Fuel line coupling tool 27
 Fuel line disconnect tool (Black, 1/4") 27
 Fuel line disconnect tool (Gold, 5/16") 27
 Fuel line disconnect tool (Green, 1/2") 27
 Fuel line disconnect tool (Red, 3/8") 27
 Fuel line disconnect tool set 27
 Fuel line disconnect tool (Yellow, 3/8") 27
 Fuel Pressure Tester Kit 26
 Full-Coverage Disconnect Tool Set 27
 Gauge and Hose Assembly 26
 GM Fuel Line Fitting Set (3/8") 26

GM Fuel Line Fitting Set (5/16") 26
 GM heater line quick connect separator 27
 GM hydraulic clutch line disconnect tool 27
 GM transmission oil cooler line..... 27
 Heater hose disconnect tool 27
 Line Fluid Stopper Kit..... 26
 Oil cooler line disconnect tool 27
 Quick disconnect tool..... 27
 Toyota A/C tool 27
 Transmission oil line tool 27
 Vacuum/Pressure Gauge Kit..... 26

FUEL SERVICE DISCONNECT TOOLS AND NOID LITE/IAC TEST KITS

A/C and Fuel Line Disconnect Set..... 28
 Disconnect Tool Set..... 28
 Ford 6.0L & 7.3L Fuel Filter Wrench 29
 Ford 6.0L Diesel High Pressure Fuel Rail Adapters..... 29
 Ford 6.0L Diesel Injector Pressure Regulator Socket 29
 Ford 6.0L Diesel IPR Controller 29
 Ford 6.0L Diesel Service Tool Kit 29
 Ford 6.0L Diesel Terminal Release Tool 29
 Ford 6.0L Glow Plug Release Tool 29
 Ford Fuel Line Disconnect Tool Set 28
 Ford Oil Line Disconnect Tool..... 29
 Fuel / AC Line Disconnect Kit..... 28
 Fuel and Air Conditioning Line Release Tool..... 28
 Fuel Line Disconnect Tool Set 28
 GM & Dodge Transmission Cooler Line Disconnect Tool..... 28
 GM Fuel Line Disconnect Tool..... 28
 Noid Lite/IAC Test Kit..... 28
 Rubber Line Clamp Set 28

FORD 6.0L SERVICE TOOLS

Ford Injector Remover / Installer Kit..... 29
 Fuel Injector Storage Rack with Protective Cups 29

FUEL SERVICE

3-in-1 180° Tubing Bender..... 32
 Chrysler Fuel Pump Module Spanner Wrench..... 30
 Cummins Diesel Fuel Injector Remover Kit... 31
 CV Boot Clamp Cutter 32
 Davco Diesel Filter Wrenches 30
 Detroit Diesel Injector Socket 31
 Diesel Fuel Line Wrenches 30
 Diesel Fuel Pressure Gauge 31
 Diesel Fuel Pressure Tester..... 31
 Drain Plug PRO Kit..... 33
 Duramax Water Sensor Wrench 30
 Ear-type CV Boot Clamp Pliers 32
 EVAP – Leak Detection System 33
 Fuel Injection Pulse Tester 31
 Fuel Injector Nozzle Puller 30
 Fuel Injector Pump Rotating Tool 30
 Fuel Tank Lock Ring Wrench 30
 Gasoline Quality Testing Kit 30
 GM Computer-Controlled Carburetor Tools 30
 GM Duramax Injector Pullers..... 31

GM Injection Pump Wrench Set 31
 Heavy-Duty Drain Plug Pro™ 33
 Heavy-Duty Tubing Cutter 32
 Hose Pinch Off Pliers Set, 3 Piece..... 32
 Hose Removal Set, 6 Piece..... 33
 Mini Tubing Cutter 32
 Multi-Application Digital Pressure and Temperature Analyzer 31
 OTC DEF Refractometer..... 31
 OTC Drain Plug Pro™ 33
 Propane Enrichment Kit 30
 Ratcheting Hose & PVC Cutter (Heavy Duty) . 32
 Ratcheting Hose & PVC Cutter (Standard).... 32
 Straight-Blade Hose Cutter 32
 Tubing Bender..... 32
 Vacuum Hose and Fuel Line Removal Tool... 32

FUEL & OIL SERVICE

1-1/16" & 1" Oil Pressure Sending Unit Socket, 3/8" drive..... 36
 1-1/16" and 1" Oil Pressure Socket (short access), 3/8" drive..... 36
 7/8" O2 Sensor Socket (low profile), offset 3/8" drive..... 36
 7/8" O2 Sensor Socket, offset 1/2" drive..... 36
 7/8" Vacuum Switch and O2 Socket (narrow slot), 3/8" drive..... 36
 7/8" Vacuum Switch and O2 Socket (wide slot), 3/8" drive..... 36
 7-Piece Sensor Socket Set 36
 8-Piece Sensor Socket Set 36
 27 mm Thermal Sensor Switch, 1/2" drive. ... 36
 29 mm Vacuum Switch and O2 Socket, 1/2" drive..... 36
 Adjustable Oil Filter Pliers Set..... 35
 Banjo Line Fluid Stoppers, 2 pk..... 36
 Davco Diesel Filter Wrenches 36
 Euro/GM Oil Socket Kit 34
 Flexible Spout Funnel 36
 Fluid Evacuation / Brake Bleeding Tools 37
 Ford High Pressure Oil Line Disconnect Tool..... 36
 Ford / Mazda Oil Filter Socket—75.6 mm, 14 Flutes..... 34
 Ford Oil Line Disconnect Tool for 6.0 L..... 36
 GM Oil Filter Socket..... 34
 Heavy-Duty 3 Leg Filter Wrench Large..... 35
 Heavy-Duty 3 Leg Filter Wrench Standard.... 35
 Heavy-Duty Oil Filter Wrenches 35
 Hyundai and Kia Oil Filter Socket—88.5 mm, 15 Flutes 34
 Jointed Jaw Large Filter Pliers 35
 Jointed Jaw Standard Filter Pliers 35
 Line Fluid Stopper Kit..... 36
 Line Plug Fluid Stoppers, 6 pk..... 36
 Low Profile Fluid Receiver 37
 Oil Filter Cartridge Set 34
 Oil Light Reset Tool Kit 37
 Oil Light Reset Update Kit..... 37
 Set of Five Oil Filter Sockets with Holder..... 34
 Steel Line Fluid Stoppers, 2 pk..... 36
 Subaru Oil Filter Socket—66.5 mm, 14 Flutes..... 34
 Swivel Handle Oil Filter Wrenches..... 35

Three-Leg Oil Filter Wrench..... 35
 Toyota Oil Filter Socket—65 mm, 14 Flutes... 34
 Toyota Tundra 4.7L Oil Filter Socket—73 mm, 14 Flutes..... 34
 Transfer Tankers 37
 Universal Filter Wrench..... 36

OIL & COOLANT SERVICE

8" tool for small hoses and tight areas. 40
 10-Ton Capacity, Air-operated Automotive Oil Filter Crusher 38
 10" tool for radiator and vacuum lines. 40
 12" tool for radiator and vacuum lines..... 40
 25-Ton Capacity Heavy-Duty Oil Filter Crusher 38
 25-Ton Capacity High-Speed Heavy-Duty/ Automotive Oil Filter Crusher 38
 45° Hose Clamp Pliers..... 40
 "Blast-Vac" Multipurpose Cleaning Gun..... 39
 Coolant and Battery Refractometer 38
 Coolant Exchange Unit..... 39
 Coolant Refiller..... 38
 Cooling System Pressure Tester 39
 CV Boot Clamp Cutter 41
 Ear-type CV Boot Clamp Pliers 40
 Econo-Clean Coolant Service Accessories... 38
 Flexible Hose Clamp Pliers 40
 Hose Clamp Pliers Set..... 40
 Hose Clamp Pliers Set (2 piece)..... 40
 Hose Pinch Off Pliers Set (3 Piece) 40
 Hose Removal Set (6 Piece) 41
 Hose Removal Tool 41
 Offset Hose Clamp Pliers 40
 Ratcheting Hose & PVC Cutter (Heavy Duty) . 41
 Ratcheting Hose & PVC Cutter (Standard).... 41
 Straight-Blade Hose Cutter 41
 Vacuum Hose and Fuel Line Removal Tool... 41

LUBRICANT SERVICE

14 inch Grease Gun Hose..... 43
 24 inch Grease Gun Hose..... 43
 Air Operated Grease Gun- Continuous Flow . 42
 Brass Transfer Pump 43
 Fin Straightener 41
 Ford and Chrysler Heater Hose Disconnect Tool Set 41
 GM Heater Line Quick-Connect Release Tool 41
 GM Heater Line Quick Connect Separator ... 41
 Grease Fitting Unblocker 43
 Grease Injector Needle 43
 Heavy Duty Grease Gun Holder 43
 Lever Action Bucket Pump..... 43
 Lever Action Drum Pump 42
 "Mini" Lever Grease Gun 42
 Narrow Needle Nose Dispenser 43
 OTC Technician Gloves..... 43
 Professional Lever Grease Gun 42
 Professional Pistol Grease Gun 42
 Professional Rotary Drum Pump 43
 Quick Connect Greasing Accessory Kit 42
 Right Angle Grease Coupler..... 43
 SAE Grease Fitting Assortment kit..... 43

Slim Coupler 43
SmartTech™ Technician Gloves 43
Suction Oil Gun 43

AIR SERVICE

OTC PRO Series Lever Air Blow Guns..... 44
OTC Safety Air Blow Guns 44

TRANSMISSION SERVICE

3/8" & 1/2" Fuel line disconnect tool 47
Adjustable Hook Spanner Wrench 49
Automatic Transmission Clutch Spring
Compressor 47
Automatic Transmission Fluid
Diagnostic Pads 46
Banjo Line Fluid Stoppers, 2 pk..... 48
Base assembly only. 49
Bench-Mounted Holding Fixture..... 49
Chrysler/Jeep oil cooler line
disconnect tool 47
Clutch Alignment Tool Set (17 piece) 47
Clutch Coupling Tool 47
Disconnect Tool Set..... 48
Fin Straightener 48
Flexible Spout Funnel 48
Fluid Evacuation / Brake Bleeding Tools 48
Ford Transmission Cooler Line
Disconnect Set..... 48
Ford Transmission Fluid Fill Adapter 46
Full-Coverage Disconnect Tool Set 48
Gear and Pulley Pullers 49
GM Hydraulic Clutch Line Disconnect Tool .. 47
GM Transmission Oil Cooler Line
Disconnect Tool..... 47
Heavy-Duty Tubing Cutter 48
Large Gear and Pulley Puller 49
Line Fluid Stopper Kit..... 48
Line Plug Fluid Stoppers 6 pk. 48
Mini Tubing Cutter 48
Oil cooler line disconnect tool..... 47
Pilot Bearing Puller Attachment..... 49
Pilot Bearing Pullers..... 49
Professional Style Seal Puller 47
Puller with 5-1/2" long screw..... 49
Puller with 13" long screw..... 49
Quick-Disconnect Tool..... 47
Steel Line Fluid Stoppers, 2 pk. 48
Transflow Transmission Oil Cooler Flusher ... 46
Transmission Adapter Kit..... 49
Transmission Disconnect (2 pack)..... 47
Transmission/Engine Oil Pressure Kit 46
Transmission Fluid Exchanger 46
Transmission Line Disconnects 47
Transmission Lip Seal Protectors..... 49
Transmission oil line tool 47

DRIVE AXLE SERVICE

1/2" Drive Locknut Socket Set 51
4WD Front Spindle Puller 53
7-Piece Wheel Bearing Locknut Socket Set .. 50
Axle Nut Socket 51
Axle Nut Socket Set – FWD (7 piece) 50
Axle Seal Installer 51
Ball Hone Set, 10 piece 54

Bench-Mounted Holding Fixture..... 54
Boot Clamp Pliers – Chrysler..... 54
C-Frame Press..... 52
CV Boot Clamp Cutter 53
CV Boot Clamp Pliers 54
CV Joint Banding Tool and Cutter 53
Differential Bearing Preload Wrench..... 52
Differential Bearing Pullers 52
Differential Housing Spreader 54
Differential Mounting Adapter 54
Differential Side Bearing Pullers..... 53
Dust Boot Cap Installer..... 54
Ear-type CV Boot Clamp Pliers 53
Fluid Evacuation / Brake Bleeding Tools 54
Ford Halfshaft Remover/Differential Rotator... 53
Gear and Pulley Pullers 53
Heavy-Duty CV Boot Clamp Installer..... 54
Inner CV Joint Puller 53
Large Gear and Pulley Puller 53
Live Center Forcing Screw Plug..... 52
Locknut Socket..... 50-51
Professional Style Seal Puller 53
Pulling Hook 52
Rear Axle Bearing Puller Set 52
Rear Axle Bearing Service Set..... 52
Rear Axle Service Set..... 52
Slide Hammer Rear Axle Puller 52
U-Joint Service Adapter 52

STEERING SERVICE

Alignment Assist Tool 58
Ball Joint Master Service Kit 61
Ball Joint Separators 56-57
Car Ball Joint Master Service Kit..... 61
Chrysler LH Toe Adjusting Tool Set 57
Flange-Type Puller Combination..... 60
Flange-Type Puller Set (Grade 5)..... 60
Ford Axle Shaft Seal Installers..... 58
Ford Lock Pin Remover..... 59
Ford Power Steering Pump Pulley Installer .. 58
Front End Service Set..... 56
GM Pitman Arm Remover..... 57
GM Power Steering Pump Pulley Installer .. 59
GM Power Steering Pump Pulley Service Kit.. 59
Inner Tie Rod Removal Set..... 58
Inner Tie Rod Wrenches (Standard & HD) ... 58
Locking Collar Rack Wrench 58
Manual / Pneumatic Pickle Fork Set 57
Master Steering Wheel Service Set 60
Outer Tie Rod Remover/Ball
Joint Separator 56
Pitman Arm Pullers..... 55-56
Pitman Arm Separator 57
Pitman Arm/Tie Rod End Puller 56
Power Steering/Alternator Pulley Puller/
Installer Set 59
Power Steering Pump/Alternator
Pulley Remover..... 59
Power Steering Pump/Alternator Remover/
Installer Tool 59
Power Steering Pump Pulley Installer..... 59
Power Steering Pump Pulley Kit 59
Power Steering Pump Pulley Service Set..... 59
Separator Set (5 piece) 57

Separator Tool 57
Shock Link and Tie Rod Separator 57
Steering Pivot Pin Remover 59
Steering Wheel Lock Plate Remover..... 60
Steering Wheel Puller 60
Steering Wheel Puller Leg Set 60
Steering Wheel, Pulley, and Flywheel Puller .. 60
Steering Wheel Remover/Lock Plate
Compressor Set 60
Super-Duty Pitman Arm Puller..... 56
Tie Rod Adjusting Tool 58
Tie Rod End Remover 56
Tie Rod/Pitman Arm Adjusting Set 58
Tie Rod Socket for Medium-Duty Trucks..... 58
Truck Ball Joint Master Service Kit..... 61

SUSPENSION SERVICE

Ball Joint Intermediate Service Kit..... 61
Ball Joint Starter Service Kit 61
Chrysler/Jeep Truck/Van/SUV Service Kit 61
U-Joint Removing/Installing Tool..... 61

SUSPENSION SERVICE

2:1 Reduction Gearbox 66
3-Knob Handle for StrutTamer Elite 66
Ball Joint Separator 64
Ball Joint Update Adapter Set 62
BMW Car Ball Joint Adapter Set 62
Broken Bolt Extractor Tool 66
Car Ball Joint Master Set Upgrade for 6539 .. 62
C-Frame Update Kit 63
Chrysler Ball Joint Socket..... 62
Chrysler Ball Joint Socket..... 63
Chrysler/Mitsubishi Car Ball Joint
Adapter Set 62
Chrysler/Mitsubishi Truck Ball Joint
Adapter Set 63
Clamshell Strut Spring Compressor 67
Dodge/Jeep Truck, SUV Ball Joint
Adapter Set 63
Domestic 4WD Truck Ball Joint Adapter Set .. 64
Domestic 4WD Truck Ball Joint
Spanner Wrench..... 64
Ford 2WD Van Ball Joint Adapter Set 63
Ford 4WD Caster/Camber Sleeve Puller 65
Ford Caster/Camber Adjusting Wrench..... 65
Ford/Mazda Car Ball Joint Adapter Set 62
Ford/Mazda Truck Ball Joint Adapter Set..... 63
Ford/Mercury Car Ball Joint Adapter Set..... 62
Ford Torsion Bar Adjustment Tool..... 65
Ford Truck Ball Joint Adapter Update Kit..... 63
Ford Truck Torsion Bar Tool 65
Ford Van Ball Joint Adapter 63
Front Coil Spring Compressor..... 66
GM 4WD Truck/SUV GM Ball Joint
Adapter Set 63
GM Car Ball Joint Adapter Set 62
GM Caster/Camber Adjusting Tool..... 65
GM F-Body Camber Adjusting Tool 65
GM Torsion Bar Unloading Tool..... 65
GM Truck Ball Joint Adapter Set 63
GM Truck Bushing Adapter Set 65
GM Truck/SUV Ball Joint Adapter Set..... 63
GM Upper Control Arm Knock-Out Tool..... 66

GM W-Body Strut Tool Kit 66
 Honda/Acura Car Ball Joint Adapter Set 62
 Honda Car Ball Joint and Adapter Set 62
 Honda/Toyota Truck/Van/SUV Ball Joint Adapter Set 63
 Hub Clamp Expander Kit 66
 Import Car Ball Joint Adapter Set 62
 Import Truck Ball Joint Adapter Set 62
 Large C-Frame 63
 Live Center Forcing Screw Plug 65
 Lower Control Arm Prying Tool 65
 MacPherson Strut Spring Hook Compressor 66
 Sprinter Van Ball Joint Kit 63
 Strut Rod Nut Socket (24 mm) 66
 StrutTamer™ Compressor Bridge Accessory 67
 Truck Ball Joint Master Set Upgrade for 6529 63
 Upper Arm Alignment Wrenches 65
 Upper Control Arm Bushing Service Set 64
 VW and Audi Strut Nut Socket 66

HUB SERVICE

1/2" Drive Locknut Socket Set 72
 7-Piece Wheel Bearing Locknut Socket Set 71
 9-Way Slide Hammer Puller Set 70
 Bearing Cup Remover 71
 Bearing Race and Seal Driver Set (10 piece) 71
 Dodge Hub Service Set 69
 Ford Axle Shaft Seal Installers 70
 Ford Vacuum Front Hub Release Tool Set 70
 Front Hub Installer and Puller Set 69
 Front Hub Puller for 4WD Vehicles 69
 Hub Clamp Expander Kit 70
 Hub Grappler™ Application Guide 69
 Hub Grappler™ Case 68
 Hub Grappler™ Hydraulic Kit 68
 Hub Grappler™ Kit 68
 Hub Grappler™ Puller 68
 Hub Resurfacing Kit 70
 Hub Tamer™ to Grappler Update Kit 68
 Hydraulic Hub Grappler™ Kit 68
 Locknut Socket 71-72
 Multipurpose Puller Set 70
 OTC Universal Bearing Race Puller 69
 Professional Style Seal Puller 71
 Puller Plate 69
 Pulling Hook 70
 Slide Hammer Rear Axle Puller 71
 Ten-way slide hammer puller set 71
 Universal Hub Puller 69
 Universal Hub Puller HD with Plate 69

BRAKE SERVICE

3-in-1 180° Tubing Bender 78
 ABS Brake Proportioning Valve Depressor 79
 Ball Hone Set, 10 piece 79
 Brake Bleeder with Auto Filler Set 78
 Brake Caliper Pin/Bolt Remover Set 77
 Brake Drum and Rotor Puller 75
 Brake Fluid Safety Meter 74
 Brake Fluid Tester 74
 Brake Pad Gauge 74
 Brake Piston Removal Locking Pliers 75
 Brake Pressure Test Kit 74

Brake Spring Compressor Tool 77
 Brake Spring Locking Plier 77
 Brake Spring Pliers and Claw 77
 Brake Tool Set (8 piece) 77
 Bubble (I.S.O.) Flaring Tool Kit 76
 Bubble (I.S.O.) Flaring Tool Set with Cutter 76
 Caliper Hanger Set 77
 Deburring Tool 76
 Deluxe Vacuum Pump 78
 Disc Brake Pad Spreader 75
 Disc Brake Piston Tool 75
 Disc Park Brake Caliper Tool Kit 75
 Double Flaring Tool Kit 76
 Double Flaring Tool Set with Cutter 76
 Flare Nut Locking Plier 77
 Flare Nut Locking Plier Set (3 pcs.) 77
 Fluid Evacuation/Brake Bleeding Tools 79
 Ford Brake Spring Tool 77
 Ford Caliper Pin Remover 77
 Ford Disc Brake Caliper Pin Remover 77
 Four-In-One Tube Bender 78
 GM W-Body Brake Bushing Service Set 79
 Heavy-Duty Tubing Cutter 76
 Line Fluid Stopper Kit 75
 Master Brake Flaring Tool Kit 76
 Master Cylinder Auto Filler 78
 Metric Double Flaring Tool Set with Cutter 76
 Mini Tubing Cutter 76
 Motorcycle Brake Caliper Spreader 75
 Multi-Application Digital Pressure and Temperature Analyzer 74
 One-Man Brake Bleeder Hose 78
 Resurfacing Grinder – Medium 79
 Single Blade Deburring Tool 76
 Steering Wheel Holder & Pedal Depressor Kit 79
 Tube Bending Pliers 78
 Tubing Bender 78
 Universal Brake Caliper Socket Set (9 Piece) 79
 Vacuum Brake Bleeder 78

WHEEL & TIRE SERVICE

1,100 lb. Capacity High-Lift Dual Wheel Dolly 84
 1,500 lb. Capacity Dual Wheel Dolly 84
 Accessory Tire Bead Seater 80
 C-Frame Press 83
 Curved Shank Tire Spoon, 24" 81
 Curved Shank Tire Spoon, 30" 81
 Curved Tire Spoon, 18" 81
 Curved Tire Spoon, 24" 81
 Curved Tire Spoon, 30" 81
 Curved Tire Spoon with Grip Grooves, 18" 81
 Curved Tire Spoon with Grip Grooves, 24" 81
 Double End Curved & Flat Tip Curved Tire Spoon, 18" 81
 Double End Curved & Flat Tip Curved Tire Spoon, 35" 81
 Double End Curved & Flat Tip Curved Tire Spoon, 42" 81
 Double End Tire Spoon with Grip Grooves, 18" 81
 Double End Tire Spoon with Grip Grooves, 35" 81

Double End Tire Spoon with Kick Start, 42" 81
 Easy Lever Wheel Dollies 84
 Extending Tire Spoon 81
 Flat Tip Curved Tire Spoon, 30" 81
 Hammer & tire service display rack 80
 Hands Free Air Chuck 82
 HD Sliding Tire Spoon 81
 HD Sliding Tire Spoon with Grip Grooves 81
 Hub Cap Removal Tool 83
 Inside Dual Wheel Bead Breaker 82
 Lug Nut Cap Remover 82
 Lug Nut Cap Remover Locking Pliers 82
 Motorcycle/ATV Tire Spoon with Grip 83
 Motorcycle/ATV Wheel Rim Protector Set, 3 piece 83
 Motorcycle Tire Bead Alignment Tool 83
 Motorcycle Tire Bead Holding Tool, Long 83
 Motorcycle Tire Bead Holding Tool, Std. 83
 Preset Torque Wrench Set 83
 Sliding Bead Breaker 80
 Sliding Dual Tire Spoon 35" 81
 Tire Bead Breaker 82
 Tire Bead Locking Pliers 83
 Tire Bead Seater 80
 Tire Bead Wedge Pliers 83
 Tire Machine Spoon, Double End, 18" 81
 Tire Machine Spoon, Double End with Grip Grooves, 18" 81
 Tire Pressure Monitoring System Accessory Kit 84
 Tire Pressure Monitoring System Reset Tool Master Kit 84
 Tire Pressure/Tread Depth Gauge 84
 Tire Service Display 80
 Tire Service Hammers 82
 Tire Spoon Holding Pliers 83
 Tire Spoon Rack 80
 Tire Valve Installer/Remover Tool 83
 Tire Valve Stem Punch Kit 82
 TPMS Accessories 84
 TPMS Tire Deflator/Locator 83
 Wheel Loader & Tipper 82
 Wheel Mate™ Wheel Handler 84
 Wheel Tipper 82-84

BATTERY SERVICE

1/4" & 3/8" Cable Cutters 86
 3-Way Battery Post Cleaner 86
 9" Self Adjusting Wire Stripper 89
 100-Amp Battery Load Tester 87
 130-Amp Digital Battery Load Tester 87
 130-Amp Heavy-Duty Battery Load Tester 87
 Antizap Auto Surge Protector 86
 Battery Brush 86
 Battery Cable Cutter 86
 Battery Carrier 86
 Battery Charging/Starting System Professional Analyzer Kits 87
 Battery Diagnostic Manual 89
 Battery Pliers 86
 Battery Terminal Puller 86
 Battery Terminal Service Kit (7 piece) 86
 Battery Terminal Service Kit (8 piece) 86
 Battery Terminal Wrench – 10mm 86

Coolant and Battery Refractometer 87
 CrimPro™ 4-in-1 Angled Wire Tool 89
 CrimPro™ 4-in-1 Wire Tool 89
 Crimpwell™ Angled Crimping Pliers 89
 Digital Battery Tester 87
 Long-Side Terminal Battery Wrench 86
 Parasitic Draw Test Switch 86
 Professional Battery Hydrometer 86
 Ratcheting Terminal Crimper 89
 Sabre HD deluxe kit 88
 Sabre HD deluxe kit with printer 88
 Sabre Heavy-Duty Battery and Electrical System Diagnostic Tester 88
 Sabre HP 88
 Sabre HP Deluxe Kit 88
 Side Terminal Battery Brush 86
 Side Terminal Battery Wrench 86
 Smart Battery Charger and Maintainer 87
 Two-Liter Battery Filler 86

ELECTRICAL SERVICE

2-Piece Electrical Connector Separator Tool . 91
 7-in-1 Wire Stripper and Crimper 89
 12V-24V Truck Circuit Tester 93
 Air Bag Release Tool Kit 92
 Angle-Tip Relay Pliers 91
 Anti-Static Wrist Strap 91
 Automatic Wire Stripper 89
 Battery Powered Continuity Tester 93
 Butane-Power Flameless MicroTorch 90
 Butt Connector Kit (240 Piece) 90
 Cordless Solder Tool Kit 90
 Deluxe European Radio Tool Set 91
 Deluxe Radio and Antenna Service Kit 91
 Door Buzzer Shutoff Tool 91
 Dual End Wire Holder 90
 Euro Radio Removal Tool Kit 91
 Extra Long, Heavy-Duty Circuit Tester 93
 Ford 5-pin Connector Harness for Glow Plug Testing 91
 Ford 6.0L Diesel IPR Controller 92
 Ford 6.0L Diesel Terminal Release Tool 92
 Ford 6.0L Glow Plug Release Tool 92
 Ford Air Bag Simulator 92
 Ford Radio Removal Tool Kit 92
 GM Code Retrieval Key 92
 Heat Gun 90
 Heat Shrink Tubing Set (171 Piece) 90
 Heavy-Duty, Coil Cord Circuit Tester 93
 Heavy-duty Logic Probe Tester 93
 Heavy-Duty, Straight Cord Circuit Tester 93
 Magnetic Clamp Wire Holder 90
 Mercedes-Benz Dashboard Service Tool Kit . 92
 Mini-coil Cord Circuit Tester 93
 OTC Test Leads 93
 Terminal Release Tool Set 91
 Universal Gauge and Component Tester 92
 Waterproof Heat Shrink Tubing Set (106 Piece) 90
 Wire Connector Tool Set, 2 Piece 90
 Wire Loom Threading Kit 90
 Wire Pulling Tool 90

ELECTRICAL SERVICE & A/C SERVICE

A/C and Fuel Line Disconnect Set 95
 A/C Clutch Holding Tool 94
 A/C Clutch Hub Remover/Installer Set 94
 A/C Clutch Pulley Puller Set 94
 A/C spring lock coupling tool 95
 Clutch Plate Remover 94
 Clutch Plate Remover/Installer 94
 Disconnect Tool Set 95
 Fuel and Air Conditioning Line Release Tool . 95
 Heavy-Duty, Remote Starter Switch 94
 Spring Lock Coupler Disconnect Set 95
 Terminal Test Kit (Standard Adapters) 94
 Terminal Test Kit with Circuit Tester (Standard Adapters) 94
 Toyota A/C Disconnect Tool 95

A/C SERVICE

Fin Straightener 95
 Full-Coverage Disconnect Tool Set 95
 Line Fluid Stopper Kit 95

A/C SERVICE

3-in-1 180° Tubing Bender 96
 Deburring Tool 96
 Fiber Optics Inspection Light 96
 Flare Nut Locking Plier 96
 Four-In-One Tube Bender 96
 Heat Gun 96
 Heavy-Duty Tubing Cutter 96
 Mini Tubing Cutter 96
 Orifice Tube Remover 96
 Single Blade Deburring Tool 96

BODY SERVICE

1-ton Capacity Hydraulic Spreader 105
 3 Pc Bumping Tool Set 100
 3 Pc Professional Scraper Set 101
 3 Piece Indexing Pry Bar Set 106
 5-Piece Spotweld Carbide Drill Bit Set 100
 5-Piece E-Clip Tool Set 101
 9" Self Adjusting Wire Stripper 108
 10" Profile Gauge 104
 10-Ton Collision Repair Set 109
 11-Piece Trim Tool Kit 101
 18Mm Truck Windshield Wiper Puller 102
 30mm Trim Wedge 100
 60mm Trim Wedge 100
 120mm x 30mm Pick Hammer 100
 140mm x 40mm Pick Hammer 100
 160mm x 40mm Finishing Hammer 100
 Air Bag Release Tool Kit 102
 Air Wedge Lockout Tool 102
 Applications: 102
 Automatic Wire Stripper 108
 Basic Slide Hammer Units 106
 Blind Panel Removal Wedge 100
 Body and Fender Dent Puller 104
 Brass Hammer and Punch Set 103
 Brass Punch Set (2 piece) 103
 Combination Wedge Pry Tool 100
 CrimPro™ 4-in-1 Angled Wire Tool 108
 CrimPro™ 4-in-1 Wire Tool 108

Crimpwell™ Angled Crimping Pliers 108
 Curved and Flat Dolly 99
 Deluxe European Radio Tool Set 107
 Deluxe Radio and Antenna Service Kit 107
 Door Buzzer Shutoff Tool 102
 Door Panel & Upholstery Tool Set - HD door panel and upholstery tools 101
 Edge Straightener 99
 Euro Door Handle Kit 101
 Euro Radio Removal Tool Kit 107
 Extended Reach Bumping Tool 99
 Fin Straightener 104
 Ford Air Bag Simulator 102
 Ford Mirror Removal Tool 101
 Ford Radio Removal Tool Kit 107
 Grip Wrench Adapters 104
 Half Round Bumping Tool 99
 Handled Pry Bars 106
 Heat Gun 106
 Heavy Duty Profile Straightening Tool 99
 Hole Punch Kit 103
 Hose Removal Set (6-piece) 106
 Hydraulic Rams for Collision Repair Sets 105
 Hydraulic Spreaders 105
 Lockout Tool Set (6 piece) 102
 Long Pick and Hook Set (4-piece) 107
 Master Lockout Tool Set 102
 Master TORX® Socket Set 104
 Mini Pick and Hook Set - 4-Piece 107
 Multi-purpose Scissors 104
 OTC Series 4- and 10-Ton Collision Repair Sets 109
 Pinch seam straightener 100
 Power Door Skin Remover 98
 Power Door Skin Remover Air 98
 Power Hemming Tool 98
 Power Hemming Tool Air 98
 Power Quarter Panel Hemming Tool 98
 Power Quarter Panel Hemming Tool Air 98
 Power Shear 16 99
 Power Shear 16 Air 99
 Power Shear 18 99
 Power Shear 18 Air 99
 Power Shear Corrugated Metal 99
 Ratcheting Hose & PVC Cutter (Heavy Duty) 104
 Ratcheting Hose & PVC Cutter (Standard) 104
 Replacement Anvil 98
 Replacement Blades 98-99
 Replacement Hammer 98
 Rolling Head Pry Bars 106
 Round Body Anvil 99
 Saturn Window Glass Socket 101
 Screw Extractor Set 103
 Short Pick, Long Pick and Hook Set (14-piece) 107
 Single Spotweld Carbide Drill Bit 100
 Small Door Panel & Upholstery Tool Set 101
 Spot Weld Breaker 99
 Spot Weld Cutter Set 103
 Steering Wheel Holder & Pedal Depressor Kit 103
 Stepped Lever Wedge 100

Stinger Series 4- and 10-Ton Collision Repair Sets.....109
 Straight-Blade Hose Cutter104
 Telescopic Support103
 Ten-Pound Slide Hammer Puller.....106
 Trim & Bezel Tool.....99
 Trim Fastener and Molding Removal Set101
 Universal Hook100
 Universal Lift Support Clamp (pair)107
 Window Trim and Molding Remover99
 Windshield Spray Nozzle Needle.....102
 Windshield Wiper Puller102
 Windshield Wiper Puller and Nozzle Needle Combo.....107

FASTENER SERVICE

Accutorg™ Klikker Torque Wrenches.....114
 Adjustable Hook Spanner Wrenches113
 Battery Terminal Wrench – 10mm.....113
 BMW Head Bolt Socket.....112
 Dial Torque Wrench.....113
 External TORX® Plus Socket Set (8 piece) ...111
 External TORX® Socket Set (7 piece)111
 Fraction Hex Socket Set (7 piece)111
 Giant Adjustable Wrenches115
 Heavy-Duty Adjustable Hook Spanner Wrench.....113
 Heavy Duty Pulley Holder.....115
 Hex Key Wrenches.....112
 Impact Drivers.....113
 Long-Side Terminal Battery Wrench.....113
 Master TORX® Socket Set.....110
 Metric Ball Hex "L" Keys 1.5mm to 10mm (10 piece).....111
 Metric Hex Key Wrench Set112
 Metric Hex Socket Set (7 piece).....111
 Multipurpose Strap Wrench115
 OTC Technician Gloves.....115
 Preset Torque Wrench, 1/2" 65 lb-ft.....114
 Preset Torque Wrench, 1/2" 80 lb-ft.....114
 Preset Torque Wrench, 1/2" 100 lb-ft.....114
 Preset Torque Wrench, 1/2" 120 lb-ft.....114
 Preset Torque Wrench, 1/2" 140 lb-ft.....114
 Preset Torque Wrench Set114
 Ratcheting Chain Wrench – 12"115
 Ratcheting Chain Wrench – 24"115
 SAE Ball Hex "L" Keys 1/16" to 3/8" (10 piece)111
 Screw Extractor Set112
 Side Terminal Battery Wrench113
 SmartTech™ Technician Gloves115
 Spanner Wrench, 2" - 4 3/4".....113
 Spanner Wrench, 3/4" - 2"113
 Standard TORX® "L" Keys T8 to T50 (10 piece).....111
 Standard TORX® Socket Set110
 Stud Remover Set, Fractional.....112
 Stud Remover Set, Metric112
 T10 to T60 (12 piece).....110
 Tamper-Resistant TORX® Plus Socket Set (11 piece)111
 Tamper-Resistant TORX® Socket Set (7 piece)110
 Torque Angle Gauge114
 Torque Multiplier, 1000 ft-lb114

Torque Multiplier, 2000 lb-ft114
 Torque Multipliers.....114
 TORX® Plus "L" Keys TP8 to TP50 (10 piece).....111
 TORX® PlusSocket Set (9 piece)111
 TORX® TAMPER RESISTANT "L" Keys TT8 to TT50 (10 piece)111
 Toyota Head Bolt Socket112
 Universal Brake Caliper Socket Set (9 Piece) .110
 Universal C-Frame Nut Splitter113
 Universal Outside Thread Chaser113
 XZN Super Short Socket Bit Set (8 piece)....111

RETAINING RING PLIERS

External snap ring pliers117
 Heavy-Duty Snap Ring Pliers Set (2 piece) ..117
 Horseshoe Lock Ring Pliers117
 Internal snap ring pliers.....117
 Mini Snap Ring Pliers Set (4 piece)117
 Retaining Ring Pliers116-117
 Retaining Ring Pliers Set117
 Retaining Ring Pliers with replaceable tips ..117
 Snap Ring Pliers Set – Internal/External.....117
 Straight tip pick.....117

PLIERS & CUTTERS

1/4" & 3/8" Cable Cutters118
 3 Piece Indexing Pry Bar Set.....119
 Angle-Tip Relay Pliers118
 Battery Pliers118
 Crimpwell™ Angled Crimping Pliers118
 Handled Pry Bars119
 Hose Pinch Off Pliers Set, 3 Piece.....118
 Jimmy Bars119
 Multi-purpose Scissors118
 Persuader Pry Bar Merchansider119
 Pry Pac119
 Ratcheting Hose & PVC Cutter (Heavy Duty)118
 Ratcheting Hose & PVC Cutter (Standard)....118
 Straight-Blade Hose Cutter118
 Universal Pulley Holder Locking Pliers.....118

PRY BARS & PICKS

MAJOR Persuaders Pry Bar Merchansider...119
 Pry Bar Head119
 Rolling Head Pry Bars119

PICKS & HOOKS

Brass Hammer and Punch Sets120-121
 Brass Punch Set (2 piece)120
 Hammer Display121
 Hose Removal Set (6-piece).....120
 Long Pick and Hook Set (4-piece)120
 Mini Pick and Hook Set – 4-Piece120
 O-Ring / Oil Seal Pick120
 O-Ring / Oil Seal Pick Set120
 Professional Style Seal Puller120
 Short Pick and Hook Set (4-piece)120
 Short Pick, Long Pick and Hook Set (14-piece).....120
 Windshield Spray Nozzle Needle.....120

STRIKE-STUCK SERVICE

Hammer & Tire Service Display Rack121

PUNCH/CHISEL, BUSHING DRIVE SERVICE

Allen Wrench.....123
 Bearing Race and Seal Driver Kit122
 Bearing Race and Seal Driver Set (10 piece) .122
 Bushing Driver Set (19 piece)122
 Cap Screw123
 Center Punch, 1/8" x 5".....122
 Center Punch, 3/16" x 8".....122
 Chisel Gauge.....122
 Cold Chisel, 1/2" x 6".....122
 Cold Chisel, 3/8" x 5-1/2"122
 Cold Chisel, 5/8" x 6-1/2"122
 Disc, 1-1/2" dia.....123
 Disc, 1-1/4" dia.....123
 Disc, 1-1/8" dia.....123
 Disc, 1-1/16" dia.....123
 Impact Drivers.....122
 Interchangeable Punch and Chisel Set122
 Large Handle.....123
 Master Bushing Drive Set (33 piece Metric & Standard)123
 Medium Handle123
 Metric Bushing Driver Set.....122
 Pin Punch, 1/4" x 5-3/4"122
 Pin Punch, 1/8" x 4-3/4"122
 Pin Punch, 3/16" x 5-1/4"122
 Pin Punch, 3/32" x 4-1/4"122
 Pin Punch, 5/32" x 5"122
 Punch and Chisel Set (16 piece)122
 Seal & Bearing Driver Set123
 Small Handle.....123
 Taper Punch, 1/4" x 6-3/4"122
 Taper Punch, 1/8" x 5-3/4".....122
 Taper Punch, 3/16" x 6-1/4"122
 Taper Punch, 3/32" x 5-1/4"122
 Taper Punch, 5/32" x 6"122

BUSHING DRIVE SERVICE

Broken Bolt Extractor Adapter Set123
 Broken Bolt Extractor Tool.....123
 C-Frame Press.....123

INSPECTION

Deluxe Vacuum Pump.....125
 Electronic Stethoscope.....125
 Fiber Optics Inspection Light with Magnetic Tip and Base125
 Mechanic's Stethoscope.....125
 Mirror and Magnet Set.....125
 OTC Technician Gloves.....125
 SmartTech™ Technician Gloves125
 Spectrum 30+430 Pc. LED Work Light with 4 Pc. LED Top Light124
 Spectrum Solar10W LED Work Light with UV Top Light124
 Spectrum Trio9W LED Work Light with 3W LED Top Light.....124
 Video Scope124

MULTI-SYSTEM TESTING

Aluminum Vice Inserts.....127
Flexible Magnetic/Claw Pick Up Tool.....127
Front Fork & Shock Vice.....127
Magnetic Parts Tray.....127
Personal Tool Pack.....127
Ratcheting Hose & PVC Cutter
(Heavy Duty).....127
Ratcheting Hose & PVC Cutter (Standard).....127
Super Stubby Screwdriver Set.....127

GENERAL SERVICE

Safety Air Blow Guns.....128
PRO Series Lever Air Blow Guns.....128
Ball Hone Set (10 piece).....128
"Blast-Vac" Multipurpose Cleaning Gun.....128
Heavy Duty Pulley Holder.....128
Safety Wire Drill Guide Set, SAE &
Metric Set.....127
Safety Wire Twist Pliers.....127
Universal Clutch Holder.....127
Universal Pulley Holder Locking Pliers.....128
Universal Pulley Holder Locking Pliers Set...128

PULLERS

SELECTING THE RIGHT PULLER

Protective Blankets.....131

MECHANICAL GRIP-O-MATIC® PULLERS

1-Ton,.....132
1-Ton, 3-Jaw; 8 oz.....132
2/3-Jaw; 16 lbs., 4 oz.....133
2-Jaw; 5 oz.....132
2-Jaw; 10 lbs., 13 oz.....133
2-Jaw; 23 lbs.....133
2-Jaw; 37 lbs., 8 oz.....133
2-ton, 2/3-Jaw; 1 lb., 5 oz.
(Reversible Jaws).....132
2-ton, 2-Jaw; 14 oz.....132
3-Jaw; 33 lbs.....133
3-Jaw; 54 lbs.....133
5-Ton, 2/3-Jaw; 2 lbs., 12 oz.....132
5-Ton, 2-Jaw; 1 lb., 12 oz.
(Reversible Jaws).....132
5-Ton, Long 2/3-Jaw; 3 lbs., 10 oz.
(Rev. Jaws).....132
5-Ton, Long 2-Jaw; 2 lbs.....132
6 lbs., 2 oz. (Rev. Jaws).....132
7-Ton,.....133
7-Ton, 2/3-Jaw;.....132
7-Ton, 2-Jaw; 4 lbs., 8 oz.....132
13-Ton,.....133
17-1/2-Ton,.....133
25-Ton,.....133
25-Ton,.....133
Long 2/3-Jaw; 8 lbs., 2 oz.....133
Long 2/3-Jaw; 18 lbs., 12 oz.....133
Long 2-Jaw; 5 lbs., 6 oz.....133
Long 2-Jaw; 13 lbs.....133
Long 2-Jaw; 26 lbs.....133
Long 2-Jaw; 42 lbs., 12 oz.....133
Long 3-Jaw; 37 lbs.....133
Long 3-Jaw; 60 lbs.....133

Mechanical Grip-O-Matic® Pullers.....132
Reversible Jaws.....132

PUSH PULLERS & THREADED ADAPTERS

Internal Threaded Adapter Set.....135
Metric and standard External-Internal
Threaded Adapters.....135
Push-Pullers®.....134
Push-Pullers® Leg Extensions.....134
Shaft Protector Set.....135
Step Plate Adapter Sets.....135

HYDRAULIC PULLERS

Bearing Splitters.....137
Hydraulic Grip-O-Matic® Puller.....136
Hydraulic Push-Puller®.....136
Internal Pulling Attachments.....137
Pilot Bearing Pulling Attachment.....137
Puller components.....136
Pulley Pulling Attachments.....137

BEARING SPLITTERS & PULLING ATTACHMENTS

Pilot Bearing Puller.....137

REVERSIBLE-JAW SLIDE

HAMMER PULLERS

9-Way Slide Hammer Puller Set.....139
Basic Slide Hammer Units.....138
Grip Wrench Adapters.....139
Pilot Bearing Pullers.....138
Pulling Hook.....138
Reversible-Jaw Slide Hammer Pullers
"Silver Slapper" 8-Way Slide Hammer
Puller Set.....139
Slide Hammer Puller.....138
Slide Hammer Puller Set.....139
Slide Hammer Pullers with Cup Pulling
Attachments.....138
Sliding Hammers.....138
Special Slide Hammer Puller.....138
Ten-Pound Slide Hammer Puller.....138

REVERSIBLE-JAW SLIDE HAMMER PULLER SETS

8-Way and 10-Way Slide Hammer
Puller Sets.....139
Rear Axle Puller Set.....139

DIFFERENTIAL BEARING PULLERS

5-Ton Bar-Type Puller/Bearing
Separator Set.....141
7-Ton Bar-Type Puller/Bearing
Separator Set.....141
7-Ton Multi Purpose Bearing and
Puller Set.....141
A/C Clutch Pulley Puller Set.....141
Bearing Cup Remover.....140
Blind Hole Bearing Puller Set.....141
Blind Hole Puller Set.....141
Cone-type Puller.....140
Differential Bearing Pullers.....140

Differential Side Bearing Pullers.....140
Multipurpose Bearing and Pulley
Puller Set.....141
Multipurpose Puller Set.....140
OTC "GripLock" Pullers.....140
Pilot Bearing Pullers.....140

PULLER/BEARING SETS

5-Ton Single Pressure Beam Bearing
Splitter Set.....142
10-Ton Capacity Push-Puller Set.....142
Bearing Splitter Combo Set.....142
Flange-Type Puller Combination.....143
Flange-Type Puller Set (Grade 5).....143
Gear and Pulley Pullers.....142
Heavy-Duty Single Pressure Beam Bearing
Splitter Set.....142
Large Gear and Pulley Puller.....142
Lock-on, Jaw-type Puller Set.....142
Master Bolt Grip Set (Grade 8).....143
Organizer case only (for 1183).....142
OTC Universal Bearing Race Puller.....142
Steering Wheel, Pulley, and Flywheel
Puller.....142

FLANGE-TYPE PULLERS

7-Ton Capacity Four-In-One™ Puller Set...143
Flange-type Puller.....143

PULLER SETS

13-Ton Capacity Puller Set.....144
17-1/2 ton 3-jaw hydraulic puller.....145
17-1/2 Ton Capacity Puller Set.....144
17-1/2 ton Push-Puller with 16-1/2" legs...145
17-1/2 ton ram with threaded insert.....145
28" legs for No. 1070.....145
30-ton 3-jaw hydraulic puller.....145
30-ton hydraulic Push-Puller with 18" legs..145
30-ton ram with threaded insert.....145
34" legs for No. 1076.....145
50-ton 3-jaw hydraulic puller.....145
50-ton hydraulic Push-Puller with 24" legs..145
50-ton ram with threaded insert.....145
Adjusting screw.....145
Bearing cup pulling attachment.....145
Bearing pulling attachment.....145
Female threaded adapter 1"–14 x 1"–14 (2) ..145
Female threaded adapter
5/8"–18 x 3/4"–16 (2).....145
Hose half coupler with dust cap.....145
Hydraulic hose – 6 foot.....145
Hydraulic Puller Sets.....145
OTC 10 Ton Hydraulic Puller Kit.....144
Pressure gauge.....145
Puller leg – 22-1/2".....145
Pushing adapters.....145
Ram adjusting screw.....145
Ram cap.....145
Ram cap for No. 1076.....145
Single stage hydraulic hand pump assy.....145
Speed crank.....145
Strong Box Puller Set.....144
Tee adapter.....145

HYDRAULIC PULLER SETS

1-1/4"-7 F x 1"-14 M threaded adapter (2) . . .146
 1-1/4"-7 F x 5/8"-18 M threaded adapter (2) . . .146
 1-1/4"-12 F x 1-3/4"-12 M threaded adapter (2) . . .146
 1-1/4"-12 F x 1"-14 M threaded adapter (2) .146
 1-5/8"-5-1/2 F x 1"-8 M threaded adapter (1) . . .146
 1-5/8"-5-1/2 F x 1"-14 M threaded adapter (1) . . .146
 1"-8 F x 1"-14 M threaded adapter (1) . . .146
 1"-8 F x 5/8"-18 M threaded adapter (1) . . .146
 1"-14 F x 1"-14 F threaded adapter (2) . . .146
 1"-14 F x 5/8"-18 M threaded adapter (2) . . .146
 2-jaw puller . . .146
 2-stage hyd. hand pump w/3-way control valve . . .146
 4-1/2" legs for No. 1062 (pair) . . .146
 5/8"-18 F x 1/2"-13 M threaded adapter (2) .146
 5/8"-18 F x 1/2"-20 M threaded adapter (2) .146
 5/8"-18 F x 1"-14 M threaded adapter (2) . . .146
 5/8"-18 F x 3/4"-10 M threaded adapter (2) .146
 5/8"-18 F x 3/4"-16 F threaded adapter . . .146
 5/8"-18 F x 3/8"-16 M threaded adapter (2) .146
 5/8"-18 F x 5/8"-11 M threaded adapter (2) .146
 5/8"-18 F x 7/8"-9 M threaded adapter (2) .146
 5/8"-18 F x 7/8"-14 M threaded adapter (2) .146
 5-ton capacity 2/3-jaw puller . . .146
 8" legs for No. 1070 (pair) . . .146
 9-1/2" legs for No. 1062 (pair) . . .146
 17-1/2 ton 2-jaw puller head . . .146
 17-1/2 ton 3-jaw Grip-O-Matic® puller . . .146
 17-1/2 ton cap. hyd. Push-Puller w/16-1/2" legs . . .146
 17-1/2 ton ram with threaded insert . . .146
 22-1/2" legs for No. 1062 (pair) . . .146
 28" legs for No. 1070 (pair) . . .146
 30-ton 2-jaw puller head . . .146
 30-ton 3-jaw hyd. puller . . .146
 30-ton cap. hyd. Push-Puller with 18" legs .146
 30-ton ram with threaded insert . . .146
 34" legs for No. 1076 (pair) . . .146
 50-ton 2-jaw puller head . . .146
 50-ton 3-jaw hyd. puller . . .146
 50-ton cap. hyd. Push-Puller with 24" legs .146
 50-ton ram with threaded insert . . .146
 Bearing cup pulling attachment . . .146
 Bearing splitter . . .146
 Combination 2/3-jaw puller . . .146
 Gear and pulley puller . . .146
 Hex nut: 3/4"-16 (2) . . .146
 Hose half coupler with dust cap . . .146
 Hydraulic hose - 6 ft. . .146
 Hydraulic Puller Sets . . .146
 Internal threaded adapter set . . .146
 Long jaws for No. 1037 (3) . . .146
 Long jaws for No. 1041 (3) . . .146
 Long jaws for No. 1154 (2) . . .146
 Pilot bearing puller . . .146
 Pulley pulling attachment . . .146
 Pushing adapter . . .146
 Ram adjusting screw . . .146
 Ram cap . . .146

Reducing adapter for use with No. 1166 . . .146
 Shaft protector set . . .146
 Short bolt (2) . . .146
 Short forcing screw for No. 7392 . . .146
 Single-stage hydraulic hand pump assembly . . .146
 Slide hammer puller . . .146
 Special puller forcing screw . . .146
 Speed crank . . .146
 Step plate adapter set . . .146
 Tee adapter . . .146

MOTORCYCLE TOOLS

ENGINE / FUEL / OIL

Adjustable Piston Ring Expander Pliers . . .148
 Basic Fuel Injection Service Kit . . .149
 Cam Chain Tensioner Unloader Tool . . .150
 Cam/Crank Locking Tool . . .149
 Cam/Crank Locking Tool, Twin
 Cam & Dyna . . .149
 Cooling System Pressure Tester . . .149
 Cylinder Leakage Tester Kit . . .151
 Digital Timing Light . . .151
 Ear Type Clamp Pliers . . .150
 Electronic Ignition Spark Tester . . .150
 Flexible Spout Funnel . . .148
 Heavy Duty Valve Spring Compressor . . .149
 Hose Clamp Pliers Set . . .148
 Hose Pinch Off Pliers Set, 3 Piece . . .148
 Hose Removal Set (6-piece) . . .148
 Hose Removal Tool . . .148
 Motorcycle Compression Tester Kit . . .151
 Oil Filter Ring . . .148
 Oil Filter Socket . . .148
 Oil Filter Wrench, 2 way, 3 leg . . .148
 OTC Drain Plug Pro™ . . .148
 Piston Ring Compressor Set, 6 Piece . . .149
 Piston Ring Compressor Set with Ring Expander . . .149
 Sensor Socket Set (8-Piece) . . .149
 Swivel Handle Oil Filter Wrench . . .148
 Tappet Block Alignment Set . . .150
 Tappet Oil Filter Screen Plug Tool . . .150
 Timing Plug . . .150
 Timing Tensioner Locking Pin Set . . .150
 Twin Cam Inner Cam Bearing Remover/Installer Kit . . .150
 Vacuum Hose & Fuel Line Removal Tool . . .148
 Vacuum/Pressure Gauge Kit . . .151
 Valve Spring Compressor . . .149
 Water Pump Drive & Rotor Puller . . .150
 Wrist Pin Installer & Remover Tool . . .150

DRIVELINE / TRANSMISSION

4-in-1 Hex Axle Tool . . .154
 5 Speed Main Drive Gear Tool . . .152
 5-Ton Bar-Type Puller/Bearing Separator Set . . .156
 5-Ton Pressure Beam Bearing Splitter Kit . . .155
 7-Ton Grip-O-Matic Puller . . .155
 7-Ton Multi Purpose Bearing and Puller Set .155
 Adjustable Primary Locking Bar . . .156
 Belt Tension Gauge . . .154

Blind Hole Puller Set . . .155
 Chain Alignment Tool . . .154
 Chain Breaker and Riveting Tool Kit . . .154
 Chain Brush . . .154
 Chain Master Link Clip Tool . . .154
 Chain Master Link Plate Tool . . .154
 Clutch Alignment Tool . . .153
 Clutch Compressor Tool . . .153
 Clutch Holding Tool . . .153
 Clutch Holding Wrench . . .153
 Clutch Hub and Alternator Puller . . .152
 Clutch Puller . . .153
 Clutch Spider Nut Driver . . .154
 Clutch Spider Nut Socket . . .154
 Clutch Spider Tool . . .154
 Clutch Spring Compressor Tool . . .153
 CV Boot Clamp Cutter . . .155
 CV Joint Banding Tool and Cutter . . .155
 Drive Clutch Holding Fixture . . .153
 Flange Puller . . .156
 Flange Puller Set (48 piece) . . .155
 Flange-Type Puller Combination . . .155-156
 Flywheel Puller . . .152
 Flywheel Puller Kit . . .152
 Flywheel Socket Set . . .152
 Fork Cap & Compression Valve Socket Set .157
 Fork Spring Compressor Kit . . .157
 Griplock 2 Ton, 3 Jaw Puller . . .156
 Griplock 5 Ton, 3 Jaw Puller . . .156
 Heavy Duty Flywheel Puller . . .153
 Heavy Duty Pulley Holder . . .156
 Horseshoe Lock Ring Pliers . . .155
 Motorcycle/ATV Chain Tensioner . . .155
 Pilot Bearing Puller . . .155
 Primary Drive Clutch Puller . . .153
 Primary Drive Locking Tool . . .156
 Pulley and Flywheel Puller . . .156
 Rear Axle Wrench . . .154
 Retaining Ring Pliers . . .155
 Secondary Drive Clutch Puller . . .153
 Steering Head Bearing Installer . . .157
 Swing Arm Bearing Tool . . .157
 Swing Arm Pivot Bearing Puller . . .157
 Swing Arm Tool . . .157
 Transmission & Steering Bearing Puller/Installer Kit . . .152
 Universal Clutch Holder . . .153
 Universal Pulley Holder . . .156
 Universal Pulley Holder Locking Pliers . . .156
 Universal Pulley Holder Locking Pliers Set . .156

CHASSIS / BODY

7-Ton Bar Type Puller/Bearing Separator . . .158
 10" Profile Gauge . . .158
 ATV Steering Knuckle/Ball Joint Separator . .157
 Ball Joint Service Kit . . .157
 Bearing Driver Set, Stinger . . .158
 Blind Hole Bearing Puller . . .158
 Coil Spring Compressor Locking Plier . . .157
 Digital Tire Gauge . . .159
 Front Fork & Shock Vice . . .158
 Multi-purpose Strap Wrench . . .159
 Smart Battery Charger and Maintainer . . .158
 Spanner Wrench, 2" - 4 3/4" . . .158

MOTORCYCLE TOOLS

Spanner Wrench, 3/4" - 2"158
Steering Stem Bearing Installation Tool158
Tire Bead Alignment Tool159
Tire Bead Holding Tool, Long.....159
Tire Bead Holding Tool, Std.....159
Tire Pressure/Tread Depth Gauge.....159
Tire Spoon with Grip159
Tire Valve Core Tool.....159
Tire Valve Installer/Remover Tool159
Trim Tool Kit (11 Piece)158
Wheel Bearing Removal/Installation Kit.....158
Wheel Rim Protector Set, (3 piece).....159

WHEEL / BRAKE

Amp Clamp Multimeter.....161
Battery Terminal Wrench, 5/16, 6 pt.....161
Battery Terminal Wrench, 10mm, 12 pt.....161
Brake Caliper Spreader160
Brake Fluid Tester.....159
Brake Piston Removal Locking Pliers160
Circuit Tester.....161
Deluxe Vacuum Pump.....160
Digital Multimeter.....161
Ignition Switch Housing Alignment Tool161
Line Fluid Stopper Kit.....160
Master Cylinder Snap-Ring Pliers160
One Man Break Bleeder Hose160
Probe Multimeter.....161
Safety Wire Drill Guide Set, SAE & Metric Set.....160
Safety Wire Twist Pliers160
Spoke Tool Set (9 Piece)159
Spoke Torque Wrench Set (22 Piece)159
Spring Hook (6" reach)160
Steering Neck Bearing Race Remover160
Terminal Battery Brush161
Vacuum Brake Bleeder160
Wire Pulling Tool161

ELECTRICAL

Automatic Wire Stripper162
CrimPro™ 4-in-1 Angled Wire Tool162
CrimPro™ 4-in-1 Wire Tool162
Crimpswell™ Angled Crimping Pliers162
Dual End Wire Holder162
External TORX® Socket Set (7 piece)163
Flexible Magnetic/Claw Pick Up Tool162
Heat Shrink Tubing Set (171 Piece)161
Heavy-Duty, Remote Starter Switch.....161
Magnetic Clamp Wire Holder.....162
Master Torx® Bit Socket Set, 52 Piece.....163
Metric Ball Hex "L" Keys 1.5mm to 10mm (10 piece).....163
Metric Hex Socket Set (7 piece).....163
Multi-Purpose Scissors162
SAE Ball Hex "L" Keys 1/16" to 3/8" (10 piece) 163
Standard TORX® Socket Set163
T10 to T60 (12 piece).....163
Terminal Release Tool Set.....162
TORX® PlusSocket Set (9 piece)163
Waterproof Heat Shrink Tubing Set (106 Piece).....161
Wire Connector Tool Set (2 Piece)161

FASTENERS

Personal Tool Pack.....163
Standard TORX® "L" Keys T8 to T50 (10 piece)163
TORX® Plus "L" Keys TP8 to TP50 (10 piece).....163

GENERAL

7-in-1 Wire Stripper & Crimper165
Aluminum Vice Inserts.....164
Ball Hone Set (10 piece)164
Handled Pry Bar Set.....164
Impact Drivers.....165
Long Pick & Hook Set (4 Piece).....164
Magnetic Tray165
Master Bushing Driver Set.....164
Mini Pick and Hook Set – 4-Piece165
Motorcycle/ATV Lift.....165
Portable Multi Purpose C-Frame Press164
Ratcheting Hose & PVC Cutter (Heavy Duty)165
Ratcheting Hose & PVC Cutter (Standard).....165
Ratcheting Terminal Crimper.....165
Short Pick & Hook Set (4 Piece).....164
Snap Ring Pliers Set – Internal/External.....165
Straight-Blade Hose Cutter165
straight tip pick.....165
Super Stubby Screwdriver Set164

GENERAL SERVICE

Accutorq™ Klikker Torque Wrenches.....166
Bench-Mounted Holding Fixture.....168
Brass Hammer and Punch Set166
Brass Punch Set (2 piece)166
Center Punch, 1/8" x 5"167
Center Punch, 3/16" x 8"167
Chisel Gauge.....167
Cold Chisel, 1/2" x 6"167
Cold Chisel, 3/8" x 5-1/2"167
Cold Chisel, 5/8" x 6-1/2"167
Interchangeable Punch and Chisel Set167
Metric Die Set168
Metric Stud Remover Set166
Mini Snap Ring Pliers Set (4 Piece)167
Mirror and Magnet Set.....168
Punch and Chisel Set (16 piece)167
Rolling Head Pry Bars166
SAE Stud Remover Set.....166
Scraper Set167
Screw Extractor Set167
Spectrum 30+430 Pc. LED Work Light with 4 Pc. LED Top Light.....168
Spectrum Solar 10W LED Work Light with UV Top Light.....168
Spectrum Trio 9W LED Work Light with 3W LED Top Light.....168
Standard die set168
Thread chaser with 6 dies.....168
Universal C-Frame Nut Splitter167
Universal Outside Thread Chaser168
Variable Pin Spanner Wrench.....167

HEAVY-DUTY TOOLS & EQUIPMENT

DIESEL COMPRESSION TESTERS

12V–24V Truck Circuit Tester.....170
24" jumper leads170
Cummins Diesel Fuel Injector Remover Kit...171
Detroit Diesel Injector Socket171
Diesel Compression Tester with Adapters...170
Diesel Fuel Pressure Gauge171
Diesel Fuel Pressure Tester.....170
Diesel Glow Plug Tester170
Ford 5-pin Connector Harness for Glow Plug Testing.....171
Ford Diesel Compression Test Adapter170
Ford High Pressure Oil Line Disconnect Tool.....171
Ford Injector Remover / Installer Kit.....171
Ford Rear Main Oil Seal Kit171
Glow Plug Remover.....171
GM Duramax Injector Pullers.....171
Multi-Application Digital Pressure and Temperature Analyzer170

INJECTOR REMOVER / INSTALLERS

Cummins Engine Barring Tool171
Diesel Engine Barring Socket.....171
GM Injection Pump Wrench Set171

OIL FILTER WRENCHES

17-1/2 Ton Hydraulic Sleeve Puller Set.....173
Adjustable Gland Nut Wrench172
Adjustable Oil Filter Pliers172
C-Frame Press.....172
Giant Adjustable Wrenches172
Gland Nut Wrench172
Heavy-DutyDrain Plug Pro™172
Heavy-Duty Oil Filter Wrenches172
Heavy-Duty Snap Ring Pliers Set (2 piece).....172
Installing Conversion Kit for 1200 Set.....173
Manual Sleeve Puller Set.....173
Retaining Ring Pliers172
Sleeve Puller / Installer Sets173
Slide Hammer Puller172
U-Joint Service Adapter172
Universal Filter Wrench172

SLEEVE PULLER / INSTALLERS

Sleeve Removal Plates.....173
Universal Puller for Wet-Type Sleeves173

HEAVY DUTY TOOLS

Charged Air Cooler Tester174
Clutch-Adjusting Wrench174
Compressor Drive-Gear Coupling Puller...174
Cummins Diesel Injector Timing Kit.....174
Cummins Drive-Pulley Tool Set.....174
Cummins Engine Turning Tool174
Cummins Water Pump Pulley Tool174
Cylinder Liner Height Gauge with Hold-Down Bar.....174
Heavy-Duty Bearing Cup Installer.....175
Heavy-Duty U-Joint Puller.....175
Oil Seal and Wear Ring Installer.....174

SPECIALTY TOOLS ALPHABETICAL INDEX

Pilot Bearing Pullers.....	174
Self-Adjusting Clutch Rotating Tool.....	174
Sleeve Installation Plates.....	174
Truck Clutch Adjustment Set.....	175
Truck Clutch Alignment Shafts.....	175
U-Joint Tool.....	175

CLUTCH / U-JOINT TOOLS

Clutch Service Set.....	175
U-Joint Puller.....	175

HEAVY DUTY LOCKNUT SOCKETS

Budd Wheel Sockets.....	177
Hubcap Installer.....	176
Jimmy Bars.....	177
Lug Nut Cap Remover.....	176
Lug Nut Cap Remover Locking Pliers.....	176
Metric Truck Wheel Bearing Locknut Sockets.....	176
Truck Pinion Sockets.....	177
Truck Wheel Bearing Locknut Sockets (6-pt.).....	176
Tubular Spanner Wrenches.....	177
Wheel Bearing Locknut Sockets.....	177
Wheel Bearing Locknut Sockets (8 pt.).....	177

STEERING / SUSPENSION TOOLS

Brake Anchor Pin and Bushing Service Set ..	179
Differential Housing Spreader.....	178
Heavy-Duty Power Steering Pump Analyzer.....	178
Hub Oil Seal Puller.....	179
Kingpin & Brake Anchor Pin Pusher.....	178
Mack Kingpin Socket.....	178
S-Cam Air Brake Spring Tool.....	179
Slack Check.....	178
Tie Rod Socket for Medium-Duty Trucks.....	178
Truck Front Leaf Spring, Pin, and Bushing Service Set.....	179
Truck Tie Rod Socket.....	178
Universal Bearing Cup Installer.....	179
Wheel Stud Service Kit.....	178

BRAKE TOOLS

Air Brake Service Kit.....	179
Axle-Stud Cone Pliers.....	179
Clevis Pin Press.....	179
Slack Adjuster Pullers.....	179

BRAKE / TRANSMISSION TOOLS

70 mm Hex Socket.....	181
Auxiliary Countershaft Shim Tool.....	181
Bearing Driver.....	180
Bearing Puller Set.....	180
Caterpillar Fuel Injector Nozzle Puller.....	181
Countershaft Bearing Driver.....	180
Countershaft Pushing Tool.....	180
Cummins® Fuel Injector Puller Adapter.....	181
Cummins® Injector Puller.....	181
Cummins® Injector Remover/ Installer.....	181
Fuel Injector Nozzle Puller.....	181
Heavy-Duty Brake Spring Pliers.....	180
Hydraulic Brake Spring Tool.....	180
Lucas Rear Brake Adjusting Tool.....	180

Mack Fuel Injector Nozzle Tool.....	181
Timing Tool.....	180
Transmission Timing Block Sets.....	180
Truck Brake Spring Pliers.....	180
Truck Transmission Bearing Service Set.....	180

FUEL INJECTION TOOLS

Bosch Nozzle Socket.....	181
Diesel Fuel Line Wrenches.....	181
Ford Fuel Injector Puller Adapter.....	181
Fuel Injector Pump Rotating Tool.....	181
Injector Sleeve Set.....	181

NOZZLE TESTERS

Calibration Fluid.....	183
Davco Diesel Filter Wrenches.....	183
Duramax Water Sensor Wrench.....	183
Nozlrater Diesel Injector Nozzle Tester.....	183
Nozzle-Tester Adapter Set.....	182
Nozzle Tester Manifold/Adapter Sets.....	183

OIL FILTER CRUSHERS / FLUID RECEIVERS

10-Ton Capacity, Air-operated Automotive Oil Filter Crusher.....	184
25-Ton Capacity Heavy-Duty Oil Filter Crusher.....	184
25-Ton Capacity High-Speed Heavy-Duty/Automotive Oil Filter Crusher.....	184
80-Ton Cylinder.....	185
Basic Tooling Set.....	185
Basic Tooling Set with hydraulics (Hydraulic pump 4031).....	185
Basic Tooling Set with hydraulics (Hydraulic pump 4062).....	185
Clamp plate.....	185
End Bushing Adapter Puller Set.....	185
Hex nut.....	185
Hydraulic hose.....	185
Inst. adapter clamp.....	185
Installing adapter.....	185
Jack cart.....	185
Low Profile Fluid Receiver.....	184
Press adapter.....	185
Pulling screw.....	185
R400 Center Bushing Adapter Set.....	185
Receiving adapter.....	185
Receiving tube.....	185
Removing adapter.....	185
Spacer.....	185
Spacer ring.....	185
Speed nut.....	185
Transfer Tankers.....	184

BUSHING SERVICE

Adapter.....	186
Adapter clamp.....	186
Bronze Center Bushing Service Set.....	186
Center and End Bushing Service Set.....	186
Center and End Bushing Tool Set.....	186
Clamp plate.....	186
End Bushing Adapter Puller Set for Hendrickson Truck Suspensions.....	186
End Bushing Hanger Tube/RU Series Center Bushing Service Set.....	186
Freightliner Rear Suspension Tool.....	187

Hand tap (7/8"-14).....	186
Hand tap (15/16"-12).....	186
Hand tap (M30 x 2).....	186
Hendrickson Bar Pin Adapter Set.....	187
Hendrickson Primaax Quick Alignment Socket.....	187
Hendrickson PRIMAAX®Quick Wrench.....	187
Hendrickson Suspension Bar Pin End Bushing Adapter Set.....	187
Hydraulic Flow Testers.....	187
Inst. adapter clamp.....	186
Installer.....	187
Installing adapter.....	186
Nut assembly.....	186
Pin.....	187
Plug gauge.....	186
Press adapter.....	186
Press plate.....	186
Pulling screw.....	186
Receiving adapter.....	186
Receiving cup.....	186
Receiving tube.....	187
Removing adapter.....	186
Removing/installing adapter.....	186
Screw (7/8"-14).....	186
Screw (15/16"-12).....	186
Screw (M30 x 2).....	186
Spacers (3).....	186
Special screw.....	186

POWER TRAIN LIFTS / TRANSMISSION JACKS

1,000 lb. Capacity DriveMaster™ Driveline Lift.....	188
2,200 lb. Capacity Low-Lift Transmission Jack.....	188
10-Ton Capacity Lifting System.....	189
10-Ton Combination Air Lift & Support Stand.....	189
Accessories for 5019A / 5078 / 1522A Transmission Jacks and 5130 Driveline Lift.....	188
Air-Assisted 2,000 lb. Capacity High-Lift Transmission Jack.....	188
Heavy-Duty 2,000 lb. Capacity Low-Lift Transmission Jack.....	188
Truck Clutch & Flywheel Handler.....	189

CLUTCH / AIR LIFTS

4-Ton Capacity Fork Lift Jack.....	189
10-Ton Air Lift.....	189

UNDER AXLE JACKS

3-Stage Under-Axle Jack.....	190
5-Ton and 10-Ton Air/Hydraulic Service Jacks.....	191
5-Ton and 10-Ton Service Jacks.....	191
6- & 10-Ton Capacity Air/Hydraulic Service Jack.....	190
6- & 10-Ton Heavy-Duty Service Jack.....	191
20-Ton Capacity Service Jack.....	191
22-Ton Capacity Under-Axle Jack.....	190
27.5-Ton Under Axle Jack.....	190

ENGINE STANDS / ADAPTER PLATES

2,000 lb. Capacity Heavy-Duty Motor-Rotor® Repair Stand193
3- and 6-Ton Capacity Ratcheting Jack Stands193
10-Ton Capacity Ratcheting Jack Stands (pair).....193
6000 lb. Revolver® Diesel Engine Stand.....192
OTC Stinger 3-Ton, 6-Ton and 12-Ton Jack Stands193
Revolver® Engine Adapter Plates.....192

ENGINE / JACK STANDS

12-Ton Capacity High profile Jack Stand (One only)193
12-Ton Capacity Low profile Jack Stand (One only)193
22-Ton Capacity Jack Stands.....193
Extension Tubes for 1778B and 1779B Jack Stands193
Heavy-Duty 20-Ton Capacity Adjustable Support (One only).....193

BOTTLE JACKS

20-Ton Truck Ramps195
Air/Hydraulic Bottle Jacks194
Back Buddy™ II.....195
Bottle Jacks.....194
Brake Drum Dolly.....195
Easy Lever Wheel Dollies195
Heavy-Duty Wheel Step194

WHEEL SERVICE

1,100 lb. Capacity High-Lift Dual Wheel Dolly.....195
1,500 lb. Dual Wheel Dolly.....195
Truck Dual Wheel Dolly.....195

TIRE SERVICE

Accessory Tire Bead Seater196
Curved Shank Tire Spoon, 24"197
Curved Shank Tire Spoon, 30"197
Curved Tire Spoon, 18"197
Curved Tire Spoon, 24"197
Curved Tire Spoon, 30"197
Curved Tire Spoon with Grip Grooves, 18" ..197
Curved Tire Spoon with Grip Grooves, 24" ..197
Double End Curved & Flat Tip Curved Tire Spoon, 18"197
Double End Curved & Flat Tip Curved Tire Spoon, 35"197
Double End Curved & Flat Tip Curved Tire Spoon, 42"197
Double End Tire Spoon with Grip Grooves, 18"197
Double End Tire Spoon with Grip Grooves, 35"197
Double End Tire Spoon with Kick Start, 42"197
Extending Tire Spoon197
Flat Tip Curved Tire Spoon, 30"197
Hammer & Tire Service Display Rack196
HD Sliding Tire Spoon197

HD Sliding Tire Spoon with Grip Grooves ... 197
Sliding Bead Breaker196
Sliding Dual Tire Spoon 35"197
Tire Bead Seater196
Tire Machine Spoon, Double End, 18"197
Tire Machine Spoon, Double End with Grip Grooves, 18"197
Tire Service Display196
Tire Spoon Rack196

HEAVY DUTY TOOLS

Accutorq™ Klikker Torque Wrenches.....199
Hands Free Air Chuck198
Inside Dual Wheel Bead Breaker198
Lug Nut Cap Remover.....198
Lug Nut Cap Remover Locking Pliers.....198
Tire Bead Breaker198
Tire Bead Locking Pliers199
Tire Bead Wedge Pliers199
Tire Service Hammers198
Tire Spoon Holding Pliers199
Tire Valve Stem Punch Kit.....198
Torque Multiplier, 1000 lb-ft199
Torque Multiplier, 2000 lb-ft199
Wheel Loader & Tipper198
Wheel Tipper.....198-199

FLOOR CRANES

2,000 and 4,000 lb. Capacity Folding Floor Cranes201
2,200 and 4,400 lb. Capacity Heavy-Duty Floor Cranes200
4,000 lb. capacity Load-Rotor® Positioning Sling.....201
6,000 lb. Capacity Heavy-Duty Mobile Floor Cranes200
Alloy Chains for Overhead Lifts and Hoists ..201
Load Leveler201

FLOOR CRANES / ACCESSORIES

1,500 lb. Capacity Engine Load Leveler201
4,000 lb. Capacity Lifting Brackets (pair).....201
Heavy-Duty Adjustable Slings201

PRESSES

10-Ton Portable Hydraulic C-Frame Press...202
16-1/2 Ton Capacity Bench Press202
17-1/2 Ton Capacity Heavy-Duty "Open Throat®" Press.....202
25-Ton Capacity Heavy-Duty "Open Throat®" Press202
25-Ton Capacity Shop Presses203
55-Ton Capacity Economy Shop Presses ...203
55-Ton Capacity Heavy-Duty Presses203
100-Ton Capacity Economy Shop Press ...203

PRESSES / ACCESSORIES

10-Ton Collision Repair Set205
17-1/2 -Ton Press Accessory Set204
25-Ton Press Accessory Set204
55-Ton Press Accessory Set204
100-Ton Capacity Heavy-Duty

Shop Presses.....204
Accessories for 100-Ton Capacity Presses ..204
Engine Preluber Kit.....205
Handled Pry Bars205
Universal Outside Thread Chaser205

COLLISION REPAIR SETS

1-ton Capacity Hydraulic Spreader.....205
Air/Hydraulic Pump205
Power Twin Ram and Pump Set205
Pumps and Rams205

DPF EQUIPMENT

Horizontal DPF Handler207
OTC 5280 Diesel Particulate Filter Cleaner ..207
OTC DPF Thermal Processing Unit207
Portable Diesel Particulate Filter Cleaner...206

GENISYS EVO® HD STANDARD

DEF Refractometer208
Digital DEF Tester208
Genisys EVO® USA Deluxe with Heavy Duty Standard Kit.....208
Genisys Heavy-Duty Starter Kit208
Genisys Touch Heavy-Duty Standard.....208

HEAVY DUTY SCAN

9-pin locking.....210
9-pin locking, 16 foot USB cable and Ez-TAP CD210
9-pin non-locking210
9-pin non locking, 16 foot USB cable and Ez-TAP CD.....210
Brake-Link™212
Ez-Base Extended Range Wireless210
Ez-Base Wireless Adapter210
Ez-TAP Adapter.....210
Ez-TAP USB VCI210
Ez-Tap Wireless Diagnostic Hardware Kit ..210
Ez-TAP Wireless VCI210
HD Digital Multimeter212
Heavy Duty Digital Multimeter.....210
OTC Heavy-Duty Code Reader211
OTC Heavy-Duty Scan Tool.....211
Pocket iQ™212
Pro-Link® iQ212

DIESEL EMISSION TESTER

Sabre Heavy-Duty Battery & Electrical System Diagnostic Tester215
Smoke Check 1667 Diesel Emission Tester ..214

BATTERY TESTER & A/C SERVICE

130-Amp Heavy-Duty Battery Load Tester ..215

A/C & COOLANT SERVICE

Coolant Exchange Unit216
Multiple Refrigerant Recovery, Recycling, and Recharging Machine216

SHOP EQUIPMENT

POWER TRAIN LIFTS

1,000 lb. Capacity DriveMaster™
Driveline Lift 218
1,000 lb. Capacity Low-Lift
Transmission Jack 219
2,200 lb. Capacity Low-Lift
Transmission Jack 218
Accessories for 5019A / 5078 / 1522A
Transmission Jacks and 5130 Driveline Lift .. 218
Air-Assisted 1,000 lb. Capacity High-Lift
Transmission Jack 219
Air-Assisted 2,000 lb. Capacity High-Lift
Transmission Jack... or Trucks & Buses 218
Fuel Tank Handler..... 219
Heavy-Duty 2,000 lb. Capacity Low-Lift
Transmission Jack for Class 7 and 8 Trucks.. 218
Power Train Lift – 1,250 lb. Capacity 219

TRANSMISSION JACKS

1,000 lb. Capacity High-Lift
Transmission Jack 219
Transmission Jack Mounting Adapter Set .. 219

TRANSMISSION JACKS / LIFTS

1,000 lb. Capacity High-Lift
Transmission Jack 220
10-Ton Air Lift..... 220
10-Ton Capacity Lifting System
(Includes two lifts) 220
10-Ton Combination Air Lift &
Support Stand..... 220
20-Ton Truck Ramps 221
Air-Assisted 1,000 lb. Capacity High-Lift
Transmission Jack 220
Truck Clutch & Flywheel Handler 221

CLUTCH LIFTS / TRUCK RAMPS

Bench-Mounted Holding Fixture..... 221
Transmission Adapter Kit..... 221

UNDER AXLE SERVICE JACKS

2-1/4 / 3-Ton Hydraulic Service Jacks 223
2- & 3-Ton Service Jack 223
2-Ton Aluminum Jack Stands 223
2-Ton Racing Jack Pack 223
3-Stage Under-Axle Jack 222
22-Ton Capacity Under-Axle Jack 222
27.5-Ton Under Axle Jack..... 222
Ultra-Low Profile 2-Ton Service Jack 222

SERVICE JACKS

5-Ton and 10-Ton Air/Hydraulic Service
Jacks..... 224
5-Ton and 10-Ton Service Jacks 225
6- & 10-Ton Capacity Air/Hydraulic
Service Jack 225
6- & 10-Ton Heavy-Duty Service Jack..... 224
20-Ton Capacity Service Jack 225
OTC Stinger 3-Ton Jack Pack 224
Two-Speed 3-1/2 Ton Service Jack 224

FORK LIFT JACKS / STANDS

1,500 lb. Capacity Easy Roller™ 227
3- and 6-Ton Capacity Ratcheting
Jack Stands 226
4,000 lb. Capacity Underhoist Tripod Stand . 226
4-Ton Capacity Fork Lift Jack 226
4-Ton Capacity Fork Lift Jack 226
10-Ton Capacity Ratcheting Jack
Stands (pair)..... 226
12-Ton Capacity High profile Jack Stand
(One only) 226
12-Ton Capacity Low profile Jack Stand
(One only) 226
22-Ton Capacity Jack Stands..... 226
300 lb. Capacity Heavy-Duty Wheel Step .. 227
Car Dolly (3,600 lbs., capacity pair)..... 227
Extension Tubes for 1778B and 1779B
Jack Stands 226
Heavy-Duty 20-Ton Capacity Adjustable Support
(One only) 226
Motorcycle/ATV Lift..... 227
OTC Stinger 3-Ton, 6-Ton and 12-Ton
Jack Stands 226
Tripod and Underhoist Stands 227

STANDS / DOLLIES / LIFTS

300 lb. Capacity Passenger/Light Truck
Wheel Step 227
Back Buddy™ II..... 227

BRAKE DRUM / WHEEL DOLLIES

1,100 lb. Capacity High-Lift Dual
Wheel Dolly..... 228
1,500 lb. Dual Wheel Dolly 228
6000 lb. Revolver® Diesel Engine Stand..... 229
Brake Drum Dolly..... 228
Easy Lever Wheel Dollies 228
Revolver® Engine Adapter Plates..... 229
Truck Dual Wheel Dolly..... 228
Wheel Mate™ 228
Wheel Tipper..... 228

ENGINE STANDS / ENGINE

SUPPORT BARS

1,000 lb. Capacity Engine Stand 230
2,000 lb. Capacity Heavy-Duty
Motor-Rotor® Repair Stand 230
2,200 and 4,400 lb. Capacity Heavy-Duty
Floor Cranes 231
6.0L and 6.4L Ford engine adapters (Works with
both the OTC 1735, 1735A and 1735B.) 230
6,000 lb. Capacity Heavy-Duty Mobile
Floor Cranes 231
Engine Support Bars 230
Load Leveler 230

FLOOR CRANES / LIFTING CHAINS

1,500 lb. Capacity Engine Load Leveler 232
2,000 and 4,000 lb. Capacity
Folding Floor Cranes 232
4,000 lb. Capacity Lifting Brackets (pair) . . . 232
10-Ton Capacity, Air-operated Automotive

Oil Filter Crusher 233
25-Ton Capacity Heavy-Duty Oil
Filter Crusher 233
Alloy Chains for Overhead Lifts and Hoists .. 232
Heavy-Duty Adjustable Slings 232
Lifting Chains for Floor Cranes 232
Load-Rotor® Positioning Slings 232
Transfer Tankers 233

OIL FILTER CRUSHERS / FLUID RECEIVERS

25-Ton Capacity High-Speed Heavy-Duty/
Automotive Oil Filter Crusher 233
Low Profile Fluid Receiver 233

PRESSES

10-Ton Portable Hydraulic C-Frame Press... 234
16-1/2 Ton Capacity Bench Press 234
17-1/2 Ton Capacity Heavy-Duty *
Open Throat® Press 234
17-1/2 -Ton Press Accessory Set 237
17-1/2 Ton Press Accessory Sets..... 237
25-Ton Capacity Heavy-Duty *Open
Throat® Press 235
25-Ton Capacity Shop Presses 235
25-Ton Press Accessory Set 237
25-Ton Press Accessory Sets 237
55-Ton Capacity Economy Shop Presses ... 235
55-Ton Capacity Heavy-Duty Presses 235
100-Ton Capacity Economy Shop Press ... 236
100-Ton Capacity Heavy-Duty
Shop Presses..... 236
Accessories for 100-Ton Capacity Presses .. 237
Accessory Set for Bottle Jack Presses 237
Hydraulic Bottle Jack Presses 234

PRESS ACCESSORIES

10-Ton Capacity Press Accessory Set..... 237
55-Ton Press Accessory Set 237
Accessories for 150-ton Capacity Shop
Presses..... 237

BOTTLE JACKS

10-Ton Collision Repair Set 239
Air/Hydraulic Bottle Jacks 238
Bottle Jacks..... 238
Hydraulic Spreaders..... 239
OTC Series 4- and 10-Ton Collision
Repair Sets..... 239
Stinger Series 4- and 10-Ton Collision
Repair Sets..... 239

COLLISION REPAIR SETS / HYDRAULIC SPREADERS

1-ton Capacity Hydraulic Spreader..... 239

HYDRAULIC FLOW TESTING PRODUCTS

16 gpm Flow Block 241
50 gpm Mechanical Hydraulic Flow Meter .. 240
100 gpm Digital Hydraulic Flow Meter..... 240
100 gpm Digital Hydraulic Flow Test Kit..... 240
Deluxe 100 gpm Hydraulic Flow
Measurement Set 241

Flow Block with Loading Valve 241
 Hydraulic Flow Measurement Digital
 Readout 241
 Long Cable and Hose Set 241
 Short Cable 241

HYDRAULIC PUMPS & RAMS

2-Speed Hydraulic Hand Pump242
 55- and 100-Ton Aluminum Rams 244
 Air/Hydraulic Power Unit243
 Air/Hydraulic Ram and Pump Sets246
 Automotive-Style Quick Couplers.....243
 Center-Hole, Power Twin Rams245
 Dualmaster Jr. Two-Stage Hand Pumps..... 247
 Hydraulic Push-Type Ram and Pump Sets... 247
 Hydraulic Ram, Pump, and Hose Set 242
 Hydraulic Rams for Collision Repair Sets...242
 Power Twin Ram and Pump Set246
 Ram Base.....244
 "Shorty" Ram and Pump Set.....246
 "Shorty" Rams, Single-Acting,
 Spring-Return246
 Single-Acting Ram Accessories 244
 Single-Acting, Spring-Return Rams243
 Single-Speed Hydraulic Hand Pump..... 242-247
 Spring-Return Hollow Center Hydraulic
 Rams.....244
 Two-Speed Hand Pump 247

HYDRAULIC PUMPS

Air / Hydraulic Pump248
 Control Valves.....250
 Dualmaster® Two-Stage Hand Pumps 248
 Two-Gallon Reservoir249
 Two-Stage Electric / Hydraulic Pumps..... 250
 Vanguard Jr.® Two-Stage, High-Pressure
 Power Units.....251
 Vanguard® Two-Stage, High-Pressure
 Power Units.....249

HYDRAULIC ACCESSORIES

80-Ton Capacity Truck Center and
 End Bushing Service Equipment253
 Hydraulic Hose.....253
 Hydraulic Oil.....253
 Pressure Regulator/Check Valves and
 Accessories252

BUSHING SERVICE

80-ton cylinder254
 Adapter.....255
 Adapter clamp255
 Basic Tooling Set254
 Basic Tooling Set with hydraulics
 (Hydraulic pump 4031)254
 Basic Tooling Set with hydraulics
 (Hydraulic pump 4062)254
 Bronze Center Bushing Service Set.....255
 Center and End Bushing Service Set.....255
 Center and End Bushing Tool Set255
 Clamp plates..... 254-255
 End Bushing Adapter Puller Set254
 End Bushing Adapter Puller Set for

Hendrickson Truck Suspensions255
 End Bushing Hanger Tube/RU Series
 Center Bushing Service Set255
 Freightliner Rear Suspension Tool.....256
 Hendrickson Bar Pin Adapter Set.....256
 Hendrickson Primaax Quick
 Alignment Socket.....256
 Hendrickson PRIMAAAX®Quick Wrench.....256
 Hendrickson Suspension Bar Pin
 End Bushing Adapter Set.....256
 Hex nut254
 Hydraulic Flow Testers256
 Hydraulic hose254
 Inst. adapter clamps..... 254-255
 Installer.....256
 Installing adapter254
 Jack cart254
 Nut assembly255
 Pin.....256
 Plug gauge255
 Portable Diesel Particulate Filter Cleaner... 257
 Press adapter.....255
 Press plate255
 Pulling screw.....255
 R400 Center Bushing Adapter Set254
 Receiving adapter.....254
 Receiving cup.....255
 Receiving tube256
 Removing adapters 254-255
 Removing/installing adapter255
 Speed nut254

DPF EQUIPMENT

Horizontal DPF Handler258
 OTC 5280 Diesel Particulate Filter Cleaner..258
 OTC DPF Thermal Processing Unit258

SPECIALTY TOOLS NUMERICAL INDEX

0100	117	1103	134	1240	173	1735B	193, 230	1892	204, 237
0200	117	1104	134, 136, 144	1242	173	1736A	193, 226	1893	204, 237
0300	117	1105	134, 136, 145, 146	1243	173	1740	185, 254	1896	38, 184, 233
0400	117	1106	134, 136, 146	1245	173	1741	185, 254	1899	237
464	140, 156	1107	134, 136, 146	1246	173	1742	185, 254	1901	176
465	140, 156	1108	134, 136	1250	173	1743	186, 255	1902	50, 71, 176
0500	117	1109	134, 136, 146	1252	174	1744	186, 255	1903	176, 177
518	143, 144, 156	1110	134, 136	1253	174	1745	185, 254	1904	176, 177
522	49, 53, 142	1111	134, 136, 145, 146	1254	174	1746	185, 254	1905	176, 177
525	11, 143, 155	1112	136	1255	174	1748	186, 255	1906	176, 177
0600	117	1113	136, 145, 146	1256	174	1749	187, 256	1907	176, 177
679	137, 142, 146	1120	117	1266	172	1750A	192, 229	1908	176, 177
680	137, 146	1121	137, 142, 144	1320	117	1750	192, 229	1909	176, 177
714	117, 155	1122	70, 137, 140, 142	1325	117	1757	187, 256	1910	176, 177
885	49, 113	1122	144, 146	1329	117	1758	219	1911	176, 177
898A	104	1123	137, 142, 144, 146	1340	117	1763	186, 255	1913	176, 177
927	134, 142, 144	1123	204, 237	1345	117	1764	186, 255	1914	176, 177
938	134, 144	1124	137, 204, 237	1349	117	1767	187, 256	1915	176, 177
939	134	1125	117	1505B	191, 225	1768	187, 256	1916	176
981	141, 155	1126	137, 146, 204, 237	1507B	191, 224	1769A	195, 228	1917	176, 177
1020	132	1127	137, 145, 146	1510B	191, 225	1770A	84, 195, 228	1918	176, 177
1021	132	1128	137, 146	1511B	191, 224	1774B	193, 226	1919	176, 177
1022	132, 144	1130	137, 142, 144, 146	1512	191, 225	1778B	193, 226	1920	176
1023	70, 132, 140	1131	117	1515B	205, 109, 239	1779B	193, 226	1921	176, 177
1024	132, 144	1150	137	1517A	109, 239	1780	193, 226	1921	177
1025	132, 146	1151	137	1519A	109, 239	1781B	226	1922	176, 177
1026	132, 144	1152	137, 144	1520	189, 220	1783	193, 226	1923	176, 177
1027	70, 132, 140, 146	1153	137	1521A	219	1784D	193, 226	1924	176, 177
1028	140	1154	137, 145, 146	1522A	188, 218	1788B	190, 222	1925	176, 177
1031	52, 140	1155	139, 106	1526	224	1793A	220	1926	176
1035	132, 144, 146	1156	106, 138	1532	223	1794A	220	1927	176, 177
1036	133, 144	1157	138	1533	223	1805	232	1928	50, 71, 176
1037	132, 144, 146, 155	1158	138	1534A	227	1806	201, 232	1929	177
1038	133	1165	137	1540	189, 226	1812	201, 230	1930	177
1039	133, 144, 146	1166	137, 145, 146	1543	195, 228	1813	200, 231	1931	177
1040	133	1170	138, 144, 146	1545	165, 227	1814	200, 231	1932	176, 177
1041	133, 146	1171	138	1560	117	1819	200, 231	1933	176, 177
1042	133	1172	138	1565	117	1820	200, 231	1934	176
1043	133	1173	138	1569	117	1821	38, 184, 233	1935	176, 177
1044	133	1174	138	1572	227	1822	201, 230	1936	50, 71, 176
1045	133	1176	139, 144, 146, 138	1577	37, 184, 233	1823A	234	1937	176, 177
1046	133	1177	140, 144, 138	1580	227	1824A	234	1938	176, 177
1047	133	1178	139	1582	223	1825	202, 234	1939	176
1048	133	1179	139	1585A	219	1826	202, 235	1940	176
1049	133	1180	142	1590	189, 220	1826A	202, 235	1941	176
1050	133	1181	70, 140	1591B	189, 220	1833	203, 235	1944	177
1060	136	1182	142	1595	188, 218	1834	203, 235	1945A	177
1060-HYD	144	1183	142	1620	144	1845	203, 235	1947A	177
1062	136, 145, 146	1184	140	1675	144	1846A	203, 235	1948A	177
1063	136	1200	173	1676	144	1847	203, 235	1949A	177
1064	136	1201	173	1677	144	1850	203, 235	1950M	176
1065	136	1202	173	1679	146	1851	203, 235	1951M	176
1066	136, 145, 146	1203	173	1680	146	1854	203, 236	1952M	176
1067	136	1205	173	1681	146	1857	204, 236	1953M	176
1070	136, 145, 146	1219	173	1682	146	1858	204, 236	1954M	176
1071	136	1221	173	1683	146	1872	203, 235	1955M	176
1072	136	1222	173	1688	145	1877	38, 184, 233	1956M	176
1073	136	1223	173	1689	145	1879	237	1957M	176
1074	136, 145, 146	1225	173	1690	145	1880	204, 237	1958M	176
1075	136	1227	173	1723	230	1881	204, 237	1959M	176
1076	136, 145, 146	1227	173	1725	230	1882	204, 237	1960M	176
1080	136, 145, 146	1230	173	1726A	230	1888	237	1961M	176
1100	134	1230PB	131	1728	219	1889	237	1962M	176
1101	134, 144	1232	173	1733A	193, 226	1890	237, 204, 237	1975	177
1102	134	1233	173	1734A	194, 227	1891	204, 237	1976	177

1977	177	2528	98	3181	87, 215	3905	93	4202	183
1978	177	2529	98	3182	87	3906	93	4203	183
1979	177	2529RA	98	3183	87	3907	161	4221	187, 256
1980	177	2529RH	98	3184	87	3908	161	4235	187, 256
1981*	177	2531	99	3185	87	3910	161	4240	178
1982M	201	2531RB	99	3220	89	3940-HD	210, 212	4241	178
2002	232	2534	99	3220CD	89	4000	242	4244	187, 256
2004	201, 232	2535	99	3363	19	4002	145, 242, 247	4245	187, 256
2015A	227	2535RB	99	3365	19	4004	242	4277	240
2016A	227	2536	99	3367	19, 151	4008	146, 248	4278	240
2018A	131	2537	99	3385	92	4009	248	4285	240
2300	42	2537RB	99	3386	86	4012	247	4290	241
2302	42	2860PB	131	3398	31	4016	247	4291	241
2304	42	3050E and 3054E	28	3417	211	4017	247	4292	241
2310	42	3052S	28	3418	211	4020	205, 248	4294	241
2320	43	3053S	28	3421-79	208	4021	248	4295	178
2322	43	3070	209	34788NI	215	4022	248	4305	201, 232
2325	43	3075	210	3490	31, 74	4025	248	4313C	194, 238
2326	43	3075-01	210	3491-01	170, 31, 74	4026	243	4321C	194, 238
2327	43	3075-02	210	3491-02	31, 74, 170	4031	251	4324	230
2328	43	3075-03	210	3491-03	170	4033	251	4383	103
2330	43	3075-04	210	3491-11	74, 31	4036	251	4401	78
2332	42	3075-05	210	3491-12	74, 31	4042	242	4403	32, 78
2334	43	3075-06	210	3491-13	74, 31	4044	250	4404	32, 78
2340	43	3075-08	210	3492	170	4046	250	4407	122
2350	42	3076	209	3569	94	4057	250	4408	122
2352	43	3086	209	3579	15	4062	249	4410	123, 164
2355	43	3095	208	3587	94	4064	249	4411	20, 32, 41, 104, 118
2357	43	3110	212	3589	15	4082A	105, 242	4411	127, 165
2359	43	3110-01	212	3590	125	4083B	105, 242	4412	20, 32, 41, 104
2421	44, 128	3110-02	212	3596H-1	37	4085	105, 205, 239	4412	118, 127, 165
2422	44, 128	3110-04	212	3596H-2	37	4100	243	4420	49, 137
2423	44, 128	3110-05	212	3596H-3	37	4101	243	4421	49, 137
2424	44	3110-07	212	3596H-4	37	4103	243	4422	49, 137
2425	44, 128	3110-08	212	3596H-5	37	4104	243	4437	20, 36, 149
2470	99	3110-09	212	3596H-6	37	4105	243	4437-8	20, 36, 149
2471	99	3110-10	212	3596H-7	37	4106	243	4440	35
2472	99	3110-11	212	3596H-8	37	4107	243	4441	35
2473	99	3110-12	212	3596J-9	37	4108	243	4448	91, 102
2474	99	3110-13	212	3596J-UPD	37	4110	243	4449	102
2475	99	3110-14	212	3630	93	4111	243	4450	102
2476	99	3110-15	212	3631	93	4115	243	4452	102
2477	99	3110-16	212	3633	93, 161	4116	243	4460	91
2478	99	3110-17	212	3634	93	4120	145, 245	4461	91, 162
2479	100	3110-18	212	3636	93	4121	145, 245	4462	90
2480	100	3110-19	212	3639	93	4122	145, 245	4467	89, 108, 162
2481	100	3110-20	212	3642	93, 170	4130	245	4468	89, 108
2482	100	3110-21	212	3650	94, 161	4131	244	4470	90
2483	100	3110-22	212	3660	19	4132	244	4472	90
2484	100	3110-23	212	3665	19	4139	244	4472-1	90
2485	100	3110-24	212	3673	15, 170	4140	244	4475	13
2487	100	3110-25	212	3674	31, 170	4141	246	4476	86, 118
2488	100	3110-26	212	3833-15	84, 159	4142	246	4477	86, 118
2489-8	100	3110-27	212	3833-17	84, 159	4143	246	4480	24, 149
2490	100	3167	88	3833-25	84	4144	246	4485	103
2491	100	3167-01	88	3836	84	4145	246	4489	101
2492	100	3167-HD	88, 215	3874HD	208	4169	247	4490	127, 165
2510A	248	3168	88	3880X	124	4170	247	4491	17, 125
2524	98	3168-HD	88, 215	3890	74	4175	246	4492	101
2525	98	3169	88, 215	3895-07	208	4180	173, 205, 246	4493	91, 118
2525RB	98	3172	88	3902	93	4185	246	4494	28, 95
2526	98	3172-15	88, 215	3903	93	4186	246	4495	28, 95
2527	98	3176	87, 158	3903	170	4200	183	4496	40, 148
2527RA	98	3180	87	3904	93	4201	182	4497A	89, 165

SPECIALTY TOOLS NUMERICAL INDEX

4498.....	165	4534	141	4600-5.....	122, 167	4705	103	4813	90, 161
4498A.....	89	4535	94	4600-6.....	122, 167	4706	107	4814	90, 161
4502	40	4536	94, 141	4600-7.....	122, 167	4711	91, 107	4818	104, 118, 162
4503.....	76	4537	94	4600-8.....	122, 167	4712	91, 107	4822	90, 161
4504	76	4542	50, 71	4600-9.....	122, 167	4715	91, 107	4838.....	14, 149
4505	122	4543A.....	50	4600-10.....	122, 167	4715-1	91, 107	4839.....	14, 148
4506.....	28	4543A-1.....	50	4600-11.....	122, 167	4715-2	91, 107	4840.....	14, 149
4507.....	71, 122, 158	4543A-2.....	50	4600-12.....	122, 167	4715-3	91, 107	4842.....	14, 149
4508.....	47, 53, 71, 120	4543A-3.....	50	4600-13.....	122, 167	4715-4	91, 107	4844.....	149
4508-1....	71, 120, 47, 53	4543A-4.....	50	4600-14.....	122, 167	4715-5	91, 107	4845.....	150
4509	20, 32, 41, 104, 118	4543A-5.....	50	4600-15.....	122, 167	4715-6	91, 107	4846.....	150
4509.....	165	4543A-6	50	4600-16.....	122, 167	4715-7	91, 107	4847.....	150
4509-1.....	32, 20, 165	4546.....	79, 103	4602.....	103, 120, 166	4715-8	91, 107	4848.....	36, 48, 148
4509-1.....	19, 41, 104	4546-1.....	79, 103	4603	14	4715-9	91, 107	4849.....	150
4510	32, 40, 118, 148	4546-2.....	79, 103	4604	14	4720	54	4850.....	152
4510-8....	19, 32, 40, 118	4547A.....	50	4605.....	122, 167	4721	32, 41, 53, 155	4851.....	150
4510-8	148	4547A-30.....	50	4605-1.....	122, 167	4722	54	4852	156
4510-10... ..	19, 32, 40, 118	4547A-32.....	50	4605-2.....	122, 167	4723	32, 40, 53, 150	4856.....	156
4510-10.....	148	4547A-34.....	50	4605-3.....	122, 167	4724	54	4858.....	153
4510-12... ..	19, 32, 40, 118	4547A-35.....	50	4605-4.....	122, 167	4731A.....	10	4860.....	152
4510-12.....	148	4547A-36.....	50	4605-5.....	122, 167	4732	10	4862.....	152
4512	117, 165	4547A-38.....	50	4605-6.....	122, 167	4738	154	4864-1.....	152
4512-1	117, 165	4549	101	4605-7.....	122, 167	4739	154	4864-2.....	152
4512-2	117, 165	4549-1.....	101	4605-8.....	122, 167	4740	160	4864-3.....	152
4512-3	117, 165	4549-2	101	4605-9.....	122, 167	4741	159	4864-4.....	152
4512-4	117, 165	4550.....	20	4605-10.....	122, 167	4742	152	4864-5.....	152
4512-5	117, 165	4550.....	101	4605-11.....	122, 167	4743	75, 160	4864-6.....	152
4512-6	117, 165	4550.....	167	4605-12.....	122, 167	4744	154	4866.....	150
4512-7	117, 165	4551	101	4605-13	122, 167	4745	154	4870.....	160
4512-8	117, 165	4554	114	4606	103, 120, 166	4746	154	4875.....	149
4512-9	117, 165	4555	35	4607	113, 112, 165	4747	159	4876.....	149
4512-10.....	117, 165	4555.....	172	4608.....	113, 122, 165	4748	154	4878	161
4513	117, 172	4556	35, 172	4611	86	4749	154	4880.....	154
4513-1	117, 172	4557	35, 172	4612	86	4750	83, 159	4882.....	154
4513-2	117, 172	4559	57	4613	86, 118	4751	84, 159	4884.....	157
4513-3	117, 172	4559-1.....	57	4614	86, 113, 161	4754	13, 156	4886.....	157
4513-4	117, 172	4559-2.....	57	4615	86, 113	4758	155	4888.....	152
4513-5	117, 172	4560	35, 172	4616	86, 113, 161	4769	83, 156	4888-1.....	152
4513-6	117, 172	4561	35, 172	4617	86, 161	4770	83, 159	4888-2.....	152
4514	117, 167	4562	35, 172	4618	86	4771	83, 159	4888-3.....	152
4515	107, 120, 165	4565	35, 148	4619	86	4775	83, 159	4888-4.....	152
4517	141, 158	4566	35	4620.....	86	4777	83, 159	4888-5	152
4518	141, 156	4567	35	4621.....	86	4779	127, 158	4889.....	157
4518-2	141, 156	4568	35, 148	4622.....	86	4780.....	127, 163	4889-1	157
4518-3	141, 156	4572	14, 149	4623.....	53, 155	4781	127, 164	4889-2	157
4520	53, 140	4573	15	4629.....	103, 121, 166	4782	90, 161	4889-3.....	157
4520-1.....	53	4576	113, 167	4631	86	4783	127, 162	4889-4	157
4520-2	140	4579	70, 139	4639.....	86	4784	104, 158	4889-5	157
4520-3.....	53	4581	141, 158	4645	12	4786	127, 164	4889-6	157
4520-3.....	140	4582.....	35	4650	125, 168	4790	158	4891.....	157
4520-4.....	53, 140	4584	35	4651	103, 112, 157	4791	113, 158	4892.....	157
4521	41, 148	4589	75	4652	13	4792	113, 158	4896.....	148
4522	19, 32, 41, 148	4590	77	4658.....	102, 120	4794	127, 160	4898.....	148
4523	40	4591	77	4673	20, 36	4795	127, 160	4948.....	150
4524	40	4592.....	180	4673-1	20, 36, 149	4796	160	4964.....	157
4525	40	4592-1.....	180	4673-2	20, 36, 149	4797	158	4965.....	157
4526	142	4598.....	74	4673-3	20, 36, 149	4799	75, 160	4966.....	157
4527	142, 155	4598-DOT4.....	74, 159	4673-4	20, 36, 149	4800.....	152	4968.....	157
4528	47	4599	78, 160	4673-5	20, 36, 149	4801.....	127, 152	4970.....	153
4529	59	4600.....	122, 167	4673-6	20, 36, 149	4802.....	118, 128	4971.....	153
4530	59	4600-1.....	122, 167	4673-7	20, 36, 149	4802.....	156	4972.....	153
4531	12	4600-2.....	122, 167	4676.....	102	4803.....	128, 156	4974.....	153
4532	141, 155	4600-3.....	122, 167	4676PN	107	4804.....	115, 128, 156	4975.....	153
4533	66	4600-4.....	122, 167	4681	59	4809.....	78	4978.....	153

4979.....153	5080.....179	5716G.....81, 197	5905-10.....111	6022.....10, 112
4980.....153	5081.....179	5720.....81, 197	5905-15.....111	6023.....28
4984.....153	5082.....84, 199, 228	5724.....81, 197	5905-20.....111	6024.....4
4985.....153	5085.....179	5727.....80, 196	5905-25.....111	6043.....39, 128
4986.....153	5086.....109, 205, 239	5728.....82, 198	5905-27.....111	6046.....41
4987.....154	5090.....195, 227	5729.....82, 198	5905-30.....111	6060A.....8
4988.....154	5093B.....190, 222	5731.....83, 199	5905-40.....111	6065.....58, 178
4989.....154	5095A.....84, 195, 228	5732.....83, 199	5905-45.....111	6067.....29, 171
4990.....153	5096A.....84, 195, 228	5733.....83, 199	5905-50.....111	6068.....6
4991.....153	5097.....37, 184, 233	5734-18.....81, 197	5905-55.....111	6069.....31, 171
4992.....153	5100.....84, 228	5734-18G.....81, 197	5906.....110	6073.....95
4995.....157	5105B.....84, 195, 228	5735-18.....81, 197	5908.....110	6075.....9
5015A.....189	5106.....190, 225	5735-18G.....81, 197	5911.....33, 148	6076.....6, 170
5015A.....221	5110.....190, 225	5735-35.....81, 197	5912.....89, 108, 118, 162	6084.....58
5017A.....195	5130.....188, 218	5735-35G.....81, 197	5918.....110	6087.....31, 171
5017A.....228	5180.....164, 202, 234	5735-42.....81, 197	5919.....110	6088.....6, 91, 171
5018A.....189	5190A.....175	5735-42K.....81, 197	5920.....110	6093.....75
5018A.....221	5191.....175	5736-18.....81, 197	5921.....110	6100.....110, 163
5019A.....188	5192.....175	5736-18G.....81, 197	5922.....110	6101.....110
5019A.....218	5200.....222	5736-24.....81, 197	5923.....110	6102.....110, 163
5020.....170	5202.....223	5736-24G.....81, 197	5924.....110	6103.....110, 163
5021.....170	5203.....223	5736-30.....81, 197	5925.....110	6104.....110, 163
5022.....174	5206.....191, 224	5737-30.....81, 197	5926.....110	6105.....110, 163
5024.....181	5210.....191, 224	5739-24.....81, 197	5927.....110	6106.....110, 163
5025.....31, 208	5213.....194, 238	5739-30.....81, 197	5928.....110	6107.....79, 110, 163
5028.....138, 172	5213T.....194, 238	5744.....83	5929.....110	6108.....79, 110, 163
5029.....175	5214.....189, 226	5745.....82, 198	5930.....110	6109.....110, 163
5030.....175	5221.....194, 238	5747.....82, 198	5931.....111	6110.....79, 110, 163
5035.....175	5230.....202, 234	5750.....82, 198	5931-6.....111	6111.....110, 163
5038.....179	5237.....219	5752.....82, 198	5931-7.....111	6112.....79, 110, 163
5039.....174	5268.....195, 221	5758.....83	5931-8.....111	6135.....79, 110
5040.....181	5269.....195, 221	5776.....83, 114	5931-10.....111	6145.....110
5042.....181	5280.....207, 258	5776-1.....83, 114	5931-11.....111	6150.....111, 163
5043.....175	5281.....207, 258	5776-2.....83, 114	5931-12.....111	6151.....110, 111, 163
5044.....174	5285.....188, 218	5776-3.....83, 114	5931-14.....111	6152.....110, 111, 163
5045.....175	5286.....206, 257	5776-4.....83, 114	5931-16.....111	6153.....110, 111
5046.....175	5292.....190, 222	5776-5.....83, 114	5934.....110	6153.....163
5047.....82, 176, 198	5300.....224	5789ID-520.....82, 198	5935.....110	6154.....110, 111, 163
5047LP.....82, 176, 198	5302.....223	5789ID-1032.....82, 121, 198	5936.....110	6155.....110, 111, 163
5048.....174	5303.....223, 224	5789-PACK.....80, 196	5937.....110	6156.....110, 111, 163
5049.....155, 174	5372.....224, 193, 226	5790ID-624.....121	5938.....110	6157.....110, 111, 163
5051.....180	5373.....193, 226	5790ID-630.....121	5939.....110	6160.....111
5052.....178	5550.....124, 168	5790ID-824.....121	5940.....10, 112	6161.....111
5053.....178	5551.....124, 168	5790ID-830.....121	5942.....111	6162.....111
5054.....179	5552.....124, 168	5790ID-1030.....121	5942-4.....111	6163.....111
5055.....179	5603.....15	5790ID-1230.....121	5942-5.....111	6164.....111
5056.....179	5604.....151	5790ID-1430.....121	5942-6.....111	6165.....79, 110, 111
5057.....66, 179	5605.....16	5790-PACK.....121	5942-8.....111	6166.....111
5059.....176	5606.....16	5791ID-312.....108, 121	5942-10.....111	6167.....79, 110, 111
5060.....31, 171	5607.....5	5791ID-412.....108, 121	5942-12.....111	6170.....111, 163
5062.....181	5608.....5	5791ID-416.....108, 121	5942-14.....111	6171.....111, 163
5063.....180	5609.....16	5792ID-216.....108, 121	5942-16.....111	6172.....111, 163
5064.....180	5609.....151	5792ID-316.....108, 121	5945.....92, 102	6173.....111, 163
5065.....180	5610.....16, 46	5793ID-2414.....108, 121	5947.....90	6174.....111, 163
5066.....180	5613.....17	5793ID-3214.....108, 121	5950A.....89, 108, 162	6175.....79, 110, 163
5068.....178	5613.....26, 151	5800TGLV-L.....43, 115, 125	5950S.....89, 108, 162	6176.....79, 110, 111, 163
5070.....175	5630.....26	5800TGLV-M.....43, 115, 125	5953.....90, 162	6177.....79, 110, 111, 163
5071.....174	5700A.....80, 196	5800TGLV-XL.....43, 115, 125	5955.....90, 162	6180.....111, 163
5072.....180	5700-DISPLAY.....80, 121	5801SGLV-L.....43, 115, 125	5961.....33	6181.....110, 111, 163
5073.....114	5700-DISPLAY.....196	5801SGLV-M.....43, 115, 125	5961HD.....33, 172	6182.....110, 111, 163
5074.....114	5702.....80, 196	5801SGLV-XL.....43, 115, 125	6005A.....15, 171	6183.....110, 111, 163
5077A.....37, 184, 233	5713.....80, 196	5900A.....104, 110, 163	6006.....50, 72	6184.....110, 111, 163
5078.....188, 218	5715.....80, 196	5905.....111	6007.....65	6185.....110, 111, 163
5079.....178	5716.....81, 197	5905-8.....111	6010.....51, 72	6186.....110, 111, 163

SPECIALTY TOOLS NUMERICAL INDEX

6187110, 111, 163	6529-562	66606, 170	679651, 72	6956-7111, 163
6188110, 111, 163	6529-662	66679	69005	6956-8111, 163
6191110, 111, 163	6529-1062	667313, 154	690134, 148	6956-9111, 163
6192110	6529MAN-0864	66758	690251, 72	6956-10111, 163
6193110	653061	6675 (536173)7	690334	6958111
6198110	653157	6676102	690434	6958-1111
626028	653257	667811	690534, 148	6958-2111
626628	653357	667911	690634	6958-3111
627257	653457	66804	690834	6958-4111
627458	653557, 64	66814	690934	6958-5111
627558	653961	66824	691034	6958-6111
62849	6539-162	66834	691430, 36, 183	6958-7111
6290A69	6539-263	66844	691530, 36, 183	6958-8111
62939	6539-363	66857	691630, 183	6958-9111
629556	6539-463	66868	69185	6958-10111
629656	6539-1063	66878	692151, 72	6968115
629756, 64	654052	66888	692851, 72	6969115
629869	654152, 70, 138	66899	693011, 60, 143, 156	69746
629957	654271, 140	66902	693120	698075
6486A4	655022	6690-12	693552	698510
64874	6550MAN-1325	669451	6935172	698614, 112, 166
64884	6550PRO22	669558, 70	693651, 72	6986166
64892	6550UPD22	669758, 70	693966, 123	6986112, 166
649217, 205	655428	669858, 70	6939-166, 123	6986-2112, 166
649467	655961	670326, 36, 48, 75	6950111, 163	6986-3112, 166
64959	657469	670395, 160	6950-1111, 163	6986-4112, 166
649656	6574-169	6703-126, 36, 48, 75	6950-2111, 163	698714, 112, 166
649756	657568	6703-195, 160	6950-3111, 163	6987-6112, 166
64984	6575-168	6703-226, 36, 48, 75	6950-4111, 163	6987-8112, 166
650020	6575-268	6703-295, 160	6950-5111, 163	6987-10112, 166
6501138	6575-2C68	6703-326, 36, 48, 75	6950-6111, 163	6987-12112, 166
650276	6575-368	6703-395, 160	6950-7111, 163	7000A25
650376	6575-468	671192	6950-8111, 163	7000A-125
650476	6575H68	672077	6950-9111, 163	700559
650512	6575MAN-0969	6720-177	6950-10111, 163	701154, 79, 128, 164
650676	657669	6720-277	6952111, 163	7011-154, 79, 128, 164
650827, 48, 95	6576S69	6720-377	6952-1111, 163	7011-254, 79, 128, 164
651128, 47	657769	6720-477	6952-2111, 163	7011-354, 79, 128, 164
651232, 48, 76, 96	657866, 70	6720-496	6952-3111, 163	7011-454, 79, 128, 164
651432, 48, 76, 96	657947	672277	6952-4111, 163	7011-554, 79, 128, 164
651532, 78, 96	658267	673063	6952-5111, 163	7011-654, 79, 128, 164
651677	658367	673163	6952-6111, 163	7011-854, 79, 128, 164
651728, 48, 95	658766	673263	6952-7111, 163	7011-1054, 79, 128, 164
652218, 33, 126, 213	658915, 150	673363	6952-8111, 163	7011-1254, 79, 128, 164
6522-118, 126, 213	659167	673462	6952-9111, 163	7011-1454, 79, 128, 164
6522-218, 126, 213	6591-167	673563	6952-10111, 163	702049, 54, 168, 221
6522-318, 126, 213	659267	673663	6954111, 163	702358
6522-418, 126, 213	659348	6749171	6954-1111, 163	702447
6522-518, 126, 213	65946, 29, 36	675229, 171	6954-2111, 163	7028174
6522-618, 126, 213	65956, 36, 171	675329, 171	6954-3111, 163	7028*175
6522-718, 126, 213	659674	67548, 31, 171	6954-4111, 163	703475
6522-818, 126, 213	659930	676029	6954-5111, 163	7038-A49
6522-918, 126, 213	660150, 72	676329	6954-6111, 163	7038-B49
6522-1018, 126, 213	660252	676429, 92	6954-7111, 163	7038-C49
6522-1118, 126, 213	6603A28	676529, 92	6954-8111, 163	7045B66
6522-1218, 126, 213	660446	676629, 92	6954-9111, 163	7053K116
6522-1318, 126, 213	661147	67686, 29, 92	6954-10111, 163	7057175
6522-1418, 126, 213	661251, 72	67705, 29	6956111, 163	7062A36, 172
6522-1518, 126, 213	661310, 167	67788, 31, 171	6956-1111, 163	706864
652961	66168	67798, 31, 171	6956-2111, 163	7069A180
6529-162	661713	678434	6956-3111, 163	7070A180
6529-262	661869, 142	6785101	6956-4111, 163	707154, 178
6529-362	6627104, 139	678634	6956-5111, 163	7072A175
6529-462	6642101, 158	679551, 72	6956-6111, 163	7073A175

7074A.....	175	7300.....	116, 172	7393 .	49, 53, 70, 140, 142	7631.....	26	7920.....	63
7075.....	180	7301.....	116, 172	7394.....	69	7635A.....	25	7924A.....	69
7077.....	179	7302.....	77	7400.....	115	7639.....	79	7927A.....	60
7080.....	64	7302-1.....	77	7401.....	115	7640.....	115, 172	7928.....	4, 15
7085.....	54	7302-2.....	77	7402.....	113, 168, 205	7641.....	115, 172	7929A.....	60
7090A.....	51, 72	7307.....	113	7403	13, 60, 142, 144, 156	7645.....	86	7932.....	70
7095.....	58	7308.....	113	7410.....	117	7646A.....	47	7937.....	27, 47
7096.....	58	7309.....	113	7412K.....	117	7649A.....	24	7941.....	51, 72
7097.....	58	7310A.....	56, 144	7414.....	65	7654A.....	12	7947.....	139
7100.....	201, 232	7311A.....	56, 144	7415.....	114	7661.....	77	7948.....	71, 139
7103.....	120	7312.....	120, 252	7419.....	13	7666.....	23	7955.....	92, 102
7106.....	174	7313.....	117, 155	7419.....	150	7667.....	30	7956.....	92, 102
7108.....	180	7314A.....	56	7420.....	119, 177	7670.....	30	7984.....	60
7109.....	180	7315A.....	56	7421.....	119, 177	7676.....	58	7991.....	39, 149
7117.....	181	7317A.....	75	7424.....	12	7677.....	20	7991-2.....	39
7118.....	49, 221	7318.....	49, 140	7425.....	12	7687A.....	119	7991-3.....	39
7119.....	174	7319.....	49, 140	7433.....	26	7698.....	51, 72	7991-4.....	39
7120.....	174	7321*.....	112	7448A.....	22	7703.....	106, 138	7991-7.....	39
7120A.....	174	7322*.....	112	7453A.....	181	7704.....	64	7996.....	62
7120B.....	174	7323*.....	112	7454.....	30	7707.....	66	7997.....	9
7121.....	181	7324*.....	112	7455.....	181	7737.....	91, 162	7998.....	30
7122R.....	59	7325*.....	112	7456.....	77	7738.....	91, 162	7999.....	9
7123K.....	116	7326*.....	112	7458.....	181	7739.....	92	8000.....	135
7135A.....	69	7327*.....	112	7460.....	30, 181	7740.....	91, 162	8001.....	135
7136.....	71, 140	7328*.....	112	7461.....	6, 30, 181	7741.....	91, 162	8002.....	135
7140.....	53	7329*.....	112	7462.....	180	7742.....	91, 162	8003.....	135
7148.....	30	7330†.....	112	7463.....	172	7743.....	91, 162	8004.....	135
7157.....	51, 72	7331†.....	112	7470.....	174	7744.....	91	8005.....	135, 146
7158.....	51, 72	7332†.....	112	7471A.....	12, 171	7771A.....	6, 58	8006.....	135, 146
7161.....	12, 174	7333†.....	112	7480.....	175	7786.....	5	8007.....	135
7162.....	106, 119	7334.....	112	7484.....	58	7790.....	11, 60, 143, 155	8008.....	135
7163.....	106, 119, 166	7337.....	28	7485.....	58	7792.....	52, 139,	8009.....	135
7164.....	106, 119	7342.....	26	7486.....	74	7793.....	11, 143	8010.....	135, 146
7165.....	106, 119, 166	7345*.....	112	7488A.....	74	7795.....	51, 72	8011.....	135
7166.....	119, 177	7346*.....	112	7490.....	175	7795.....	176	8012.....	135, 146
7167.....	119, 177	7347*.....	112	7491C.....	66	7796.....	51, 72, 176	8013.....	135, 146
7168.....	119, 177	7348*.....	112	7494A.....	52	7797.....	25	8014.....	135
7171.....	119	7349*.....	112	7495A.....	52, 139	7807.....	20	8015.....	135, 146
7172.....	106, 119	7350*.....	112, 123	7496A.....	52, 139	7815.....	60	8016.....	135
7173.....	106, 119	7351*.....	112	7497A.....	52, 139	7816.....	65	8017.....	135, 146
7174.....	106, 119	7352*.....	112	7499.....	77	7822A.....	65	8018.....	135, 146
7175.....	106, 119	7353*.....	112	7500.....	58	7825.....	63	8019.....	135, 146
7180.....	179	7354*.....	112	7501.....	58	7826.....	65	8020.....	135, 146
7185.....	59	7355†.....	112	7502.....	53	7827.....	101	8021.....	135, 146
7187.....	28	7356†.....	112	7503.....	56	7828.....	28	8022.....	135
7188.....	28	7357†.....	112	7507.....	53	7829.....	65	8023.....	135, 146
7189.....	20	7358†.....	112	7508.....	53	7830A.....	59	8024.....	135, 146
7196.....	11	7359†.....	112	7509.....	53	7832.....	65	8025.....	135, 146
7206.....	115	7360†.....	112	7534.....	65	7834.....	5	8027.....	135, 146
7206.....	159	7361.....	28	7536.....	65	7835.....	5, 171	8028.....	135, 146
7207.....	180	7362.....	59	7537.....	65	7840.....	65	8029.....	135, 146
7208A.....	70, 69, 140	7363.....	28	7539.....	65	7853.....	79	8030.....	135
7209.....	59	7365.....	112	7544.....	66	7885.....	13	8031.....	61
7211.....	26	7367.....	114, 199	7559A.....	17, 78, 125, 160	7889.....	59	8032A.....	62
7215.....	20	7368.....	114, 199	7575.....	92, 107	7891.....	57	8033.....	62
7217.....	51	7372.....	52, 71, 139, 144	7587.....	47	7894.....	63	8034.....	63
7238.....	95	7374.....	71, 52, 139	7588A.....	65	7901.....	69	8035.....	144
7245.....	60	7375.....	114, 166	7595A.....	58	7910.....	47	8036.....	145, 146
7248.....	52, 61, 83, 123, 172	7377.....	114, 166	7601.....	28	7911.....	8	8037.....	135, 144
7249.....	61, 51, 72	7378.....	114, 199	7602.....	28	7912.....	8	8038.....	135, 144, 146
7270A.....	51, 72	7379.....	114, 199	7608.....	28	7913.....	51, 72	8039.....	135, 144
7294.....	66	7380.....	113	7612.....	51, 72	7917.....	52, 65	8040.....	135, 144
7295.....	117	7392.....	49, 144	7628.....	26	7918.....	62	8041.....	135, 144
7299.....	77	7392.....	53, 142, 146	7629.....	26	7919.....	63	8042.....	135

SPECIALTY TOOLS NUMERICAL INDEX

8043.....144	8200A.....101	9796.....252	23626.....182	27528.....123
8044.....135, 144, 146	8203...106, 119, 164, 205	9797.....252	23692.....182	27529.....123
8050.....135	8206.....205, 106, 116	9798.....145, 252	23693.....182	27530.....123
8051.....135	8208.....106, 119, 205	9799.....252	24196.....245	27531.....123
8052.....135	8212.....106, 119, 205	9814.....177	24197.....245	27532.....123
8053.....135	8218.....106, 119, 205	9850.....176	24544.....139	27533.....123
8054.....135	8224.....106, 119, 205	9851.....177	24545.....139	27534.....123
8055.....135	8232.....106, 119, 205	9852.....177	24813.....245	27535.....123
8056.....135, 146	8236.....106, 119, 205	9866.....252	24814.....136, 145, 245	27536.....123
8057.....135	8260 33, 41, 106, 120, 148	9900A.....119	24815.....145, 252	27537.....123
8058.....135	8260M.....107, 120	9901A.....119	24824.....173	27538.....123
8059.....135	8262.....120, 164	10012*.....123	24829.....146	27539.....123
8060.....135	8263.....107, 120, 164	10020*.....123	24832.....137, 146	27540.....123
8061.....135	8330.....79	10088.....173	24833.....137, 146	27541.....123
8062.....135	8330-RP.....79	10215.....146	24835.....141	27542.....123
8063.....135	8342.....70	10221.....173	24836.....141	27543.....123
8064.....135	8348.....65	10461.....252	25017.....252	27544.....123
8065.....135	8807.....146	10469.....252	25417.....186, 255	27545.....123
8066.....135	9101B.....105, 239	10474.....252	25919.....252	27546.....123
8067.....135	9102.....105, 239	10586.....173	25931.....245	27547.....123
8068.....135	9104B.....105, 242	10645.....252	27198.....136, 145, 245	27548.....123
8069.....135	9106B.....242	10647.....252	27241.....139	27549.....123
8070.....135	9107B.....205, 242	10673.....252	27315.....52, 70, 138, 139	27550.....123
8071.....135	9110B.....105, 242, 205	10682.....252	27487*.....123	27551.....123
8072.....135	9195.....243	10854*.....123	27488.....123	27552.....123
8073.....135	9196.....243	10855*.....123	27489.....123	27553.....123
8074.....135	9302.....194, 238	10861.....94	27490.....123	27554.....123
8075...135, 144, 146, 237	9303.....194, 238	10986.....96	27491.....123	27555.....123
8076.....135, 146, 237	9305.....194, 238	11009.....94	27492.....123	27793.....123
8100.....37, 48, 54, 79	9308.....194, 238	11466.....173	27493*.....123	27794.....123
8101.....37, 48, 54, 79	9312.....194, 238	11565.....183	27494.....123	27795.....123
8104.....78, 160	9314.....194, 238	12001*.....123	27495*.....123	27796.....123
8104-SET.....78	9320.....194, 238	13162.....76	27496.....123	27797.....123
8106.....78	9322.....194, 238	13162.....96	27497*.....123	27810.....123
8111.....135	9330.....194, 238	13828.....252	27498.....123	27908.....173
8112.....135	9350.....194, 238	13888.....252	27499*.....123	28228.....145, 146, 245
8113.....135	9500.....250	14450.....90	27500.....123	28229...145, 204, 237, 245
8114.....135	9575.....252	14450.....96	27501*.....123	28230...145, 204, 237, 245
8115.....135	9582.....250	14450.....106	27502.....123	28250.....141
8116.....135	9596.....252	15702.....116	27503*.....123	28253.....141
8117.....135	9617.....252	17169.....183	27504.....123	28256.....141
8121.....135	9623.....252	17490.....39, 216	27505*.....123	28323.....141
8122.....135	9625.....252	17506.....216	27506.....123	28536.....186, 255
8123.....135	9636.....253	17801B.....216	27507*.....123	28538.....186, 255
8124.....135	9637.....253	18403.....41, 48, 95, 104	27508.....123	28541.....186, 255
8125.....135	9650.....145, 252	18548.....78, 96	27509*.....123	28612.....244
8126.....135	9651.....252	18886.....144	27510.....123	28632.....244
8131.....135	9652.....252	19088.....25	27511*.....123	29424.....178
8132.....135	9653.....252	19776.....216	27512.....123	29595.....136, 145, 245
8133.....135	9654.....252	21332.....204, 237	27513*.....123	30902.....146
8134.....135	9655.....252	21669.....245	27514.....123	31609.....232
8135.....135	9658.....252	21714.....173, 245	27515*.....123	31800.....232
8136.....135	9659.....252	21872.....245	27516.....123	32054.....139
8137.....135	9691.....252	21873.....245	27517.....123	32118.....136, 145, 245
8141.....135	9765.....253	22185.....141	27518.....123	32136.....146
8142.....135	9766.....253	22205.....173	27519.....123	32698.....136, 145, 245
8143.....135	9767.....145, 253	22274.....245	27520.....123	32699.....245
8144.....135	9768.....253	22275.....245	27521.....123	32937.....69
8145.....135	9769.....253	23617.....182	27522.....123	32976.....173
8146.....135	9770.....253	23617.....183	27523.....123	33439.....245
8147.....135	9780.....185, 253	23621.....182	27524.....123	33769.....173
8148.....135	9781.....253	23622.....182	27525.....123	33853.....248
8149.....57	9782.....253	23623.....182	27526.....123	33856.....141
8150.....57	9795.....252	23624.....182	27527.....123	33857.....141

33858.....	141	48625.....	189	207025	185, 186, 254, 255	302249.....	201, 232	518485.....	23
33859.....	141	4862.....	221	207026	185, 186, 254, 255	302340.....	173	518486.....	23
33860.....	141	49050.....	187, 256	207027	185, 186, 254, 255	302401.....	185, 254	518487.....	23, 25
33861.....	141	49611.....	188, 218	207030	185, 186, 254, 255	302482.....	173, 245	518488.....	23
33862.....	141	50392.....	204, 237	207031	185, 186, 254, 255	302483.....	245	518489.....	23
33863.....	141	50449.....	145, 146	20703.....	185, 186, 254, 255	302592.....	185, 255	518490.....	23
33864.....	141	51100.....	186	207436.....	249	302593.....	185, 255	518491.....	23
33865.....	141	51100.....	255	207561.....	179	302595.....	185, 255	518492.....	23
34136.....	245	51678.....	185	208160*.....	192, 229	302941.....	201, 232	518493.....	23
34251.....	244	51678.....	254	208349.....	186, 255	303785.....	245	518494.....	23
34288.....	138	51695.....	185	208350.....	186, 255	304802.....	170	518495.....	23, 24, 25
34479.....	146	51695.....	254	208369.....	182	305085.....	115, 159	518496.....	23
34510.....	145, 204, 237, 245	52038.....	179	208370.....	182	308472.....	170	518497.....	23
34511.....	204, 237, 245	52871*.....	192, 229	208406.....	244	309119.....	237	518498.....	23
34607.....	54, 49, 168, 221	60796.....	230	208627.....	141	309120.....	237	518499.....	23, 24
34698.....	139	61243.....	248	208629.....	183	310810.....	170	518501.....	23
34750.....	216	61373*.....	192	208675.....	173	310832.....	170	518527.....	23
34755.....	145, 146, 245	61373*.....	229	209199.....	115	310840.....	170	518530.....	23
34755.....	204, 237, 245	61405*.....	192	209200.....	115	*313342.....	186, 255	518534.....	23
34756.....	204, 237	61405*.....	229	209201.....	116	313575.....	22	518535.....	23
34758.....	136, 145, 245	61681*.....	192	209633.....	170	313575.....	24	518536.....	23
34788.....	215	61681*.....	229	211051.....	117	314386.....	189, 221	518542.....	23
34806.....	204, 237	62885.....	142	211398.....	202	314548.....	179	518582.....	27
34807.....	204, 237	62909.....	177	211407.....	234	314556.....	187, 256	518583.....	27
34808.....	204, 237	62910.....	177	213013.....	175	314557.....	187, 256	518584.....	27
36352.....	182	62911.....	177	213014.....	175	314558.....	187, 256	518896.....	27
36469.....	204, 237	63106.....	139	213015.....	175	314559.....	187, 256	518897.....	27, 95
36578.....	139	75134.....	38	213299.....	22, 24	314651.....	24	518898.....	27, 95
37368.....	237	75234.....	38	213896.....	248	314729.....	188, 218	518899.....	27
37592.....	173	75240.....	38, 87	214903.....	117	440384.....	27	518900.....	27, 95
37907.....	59	75260.....	38, 39, 216	215009*.....	190, 222	440533.....	189, 221	518901.....	27, 95
38279.....	182	75370.....	39, 216	215128.....	237	501153.....	27	518902.....	27
38597.....	237	92000.....	46	215844.....	181	504888.....	109, 239	519067.....	27
38839.....	232	92001.....	46	216884.....	168, 113, 205	504889.....	109, 239	519068.....	27
38841.....	201, 232	201454	145, 204, 245, 237	217687*.....	192	511410.....	27	519097.....	50
38904.....	244	201912.....	182	217687*.....	229	511413.....	27	519097-1.....	71
38953.....	204, 237	201913.....	182	217791.....	170	513925.....	195, 227	519097-2.....	50, 71
38954.....	204, 237	201916.....	182	217793.....	181	513926.....	195, 227	519097-3.....	50, 71
39448.....	136	201917.....	182, 183	218098.....	192, 229	513927.....	195, 277	519097-4.....	50, 71
39610.....	200, 231	201920.....	182	218099*.....	192, 229	513990.....	9	519097-5.....	50, 71
39611.....	200, 231	201923	146, 245, 204, 237	218163.....	181	514644.....	195, 227	519097-6.....	50, 71
40063BL2.....	249	202621.....	180	218174.....	189, 221	514645.....	195, 227	519097-7.....	50, 70
41067.....	94	202817.....	168, 113, 205	218504*.....	192, 229	514646.....	195, 227	519151.....	27, 47
41224.....	145, 146	204141.....	180	*221378.....	186, 255	514647.....	195, 227	519152.....	27, 47
41226.....	145, 146	204928.....	172	221476.....	65	514648.....	195, 227	519153.....	27, 47
41291.....	173	205049.....	201, 232	222029.....	116	515686.....	189, 221	519154.....	27, 47
41331.....	141	205050.....	201, 232	222030.....	116	516159.....	189, 221	519155.....	27
42040.....	76, 96	205059*.....	192, 229	223196.....	219	516160.....	189, 221	519156.....	27, 47
42052.....	185, 186, 254, 255	205060*.....	192, 229	300871.....	248	516941.....	115	519157.....	27, 47
43468.....	182	205061.....	192, 229	302015.....	186, 255	516942.....	115	519158.....	27
43562.....	204, 237	205101*.....	192, 229	302018.....	185, 254	517145.....	22, 24	519159.....	27, 47
43563.....	204, 237	205377.....	139	302019.....	185, 254	518356.....	23	519378.....	47
43888.....	144	205378.....	139, 104	302021.....	185, 254	518450.....	66	522888.....	9
43892.....	144, 146	205776.....	180	302023.....	185, 254	518472.....	23	522889.....	9
44026.....	182	206386*.....	192, 229	302024.....	186, 255	518473.....	23	522890.....	9
44119.....	185, 254	206391.....	6, 193, 230	302025.....	186, 255	518474.....	23	522891.....	9
44148.....	139	206392.....	193, 230	302026.....	185, 254	518476.....	23	522892.....	9
44195.....	139	206437.....	135	302027.....	185, 254	518477.....	23	522893.....	9
44457.....	237	206455.....	186, 255	302028.....	185, 254	518478.....	23	522894.....	9
44458.....	237	206457	185, 186, 254, 255	302029.....	185, 254	518480.....	23, 24	522896.....	9
44997.....	90, 96, 106	206459	185, 186, 254, 255	302030.....	185, 254	518481.....	23	522897.....	9
45355.....	96, 125	206629*.....	192, 229	302031.....	185, 255	518482.....	23	522898.....	9
47484.....	170	206803.....	168, 113, 205	302032.....	185, 255	518483.....	23	522899.....	9
47955.....	24	206878.....	25	302119.....	186, 255	518484.....	23	522900A.....	9

522901.....	9	536584.....	8	RM1020CPCL	214
522902.....	9	536585.....	8	V-pad	113
525216	4	536586.....	8		
525217	4	536587.....	8		
525218	4	536588.....	8		
526908-1.....	10, 167	536589.....	8		
526908-2	10, 167	536590.....	8		
526908-3.....	10, 167	536594	8		
526908-4	10, 167	536595.....	8		
526908-5.....	10, 167	536596.....	8		
526908-6	10, 167	536608.....	8		
526908-7.....	10, 167	536611.....	8		
526908-8	10, 167	536612.....	8		
527045	7	536613.....	8		
527046	7	537757	9		
527048	8	537757-5	9		
527049	7	537757-6	9		
527050	8	537757-7	9		
527051.....	8	538592.....	248		
527052	8	539254.....	102		
527055.....	8	539255.....	102		
527056	7	539256.....	102		
527057.....	8	540231.....	188, 218		
527058.....	8	540232.....	188, 218		
527061-1.....	7	543284.....	188, 218		
527061-2	7	543751.....	193, 226		
527061.....	8	543752.....	193, 226		
528150.....	188, 218	543885	207, 258		
528766.....	23	543887.....	207, 258		
528767.....	23	549578.....	23, 24, 25		
528768.....	23	549579.....	23		
528769.....	23, 24	549596.....	23		
528770.....	23	549597.....	23		
528771.....	23	549598.....	23		
528772.....	23	552650.....	223		
528773.....	26	552948.....	70		
528774.....	26	553516	54, 188, 218		
528776.....	26	553913.....	207, 258		
528853*.....	192, 229	553915.....	207, 258		
528856*.....	192, 229	553990.....	207, 258		
528858*.....	192, 229	553991.....	258		
528859*.....	192, 229	553993.....	207, 258		
528861*.....	192, 229	554654.....	207, 258		
528863*.....	192, 229	556889.....	207, 258		
528868*.....	192, 229	557479	104, 139		
529636.....	8	557480	104, 139		
529637.....	8	558181	207, 258		
529638.....	8	558382	188, 218		
529734.....	46	558569.....	207, 258		
532174	7	558571	207, 258		
532195.....	7	561949	188, 218		
535936.....	207, 258	563197	206, 257		
536172	7, 8	567709.....	22, 24		
536174	7	567840.....	23		
536176	7	572913	189, 220		
536178	7	573295.....	241		
536181	7	573296.....	241		
536186	7, 8	J-29109-J.....	192		
536187	7, 8	J-29109-J.....	229		
536254	7	J-47399	207		
536255	7	J-47399	258		
536265	7	OTC3020CPCL.....	214		
536582.....	8	OTCSH.....	214		
536583.....	8	PA7	143		

BEST-IN-CLASS SERVICE & SUPPORT

At OTC, we recognize that your purchase of OTC tools and equipment is an important investment in your business. The service information provided below demonstrates our commitment to you with on-line support and easy access to repair parts.

Warranty Registration

Warranty registration is the most important step in providing exceptional customer service. Registration is available on-line at www.otctools.com or call us at 1-800-533-6127 and follow the prompt for OTC technical assistance.

RepairTRACK

RepairTrack offers you the ability to manage your repair experience with the OTC products by providing you with an easy way to send your product in for repair and track it.

- From the moment it leaves your facility to the moment it returns, you will have the latest information.
- Generate a Repair Return Authorization by printing out a UPS tracking number directly from this site.
- Review and approve Repair Estimates online.
- Make Credit Card payments for your Repairs online.
- Up to date warranty and service information include any special programs that exist with your product.
- Find out the latest repair policies and procedures, and where to go for additional information.
- Don't miss this valuable service.

For technical support or repair service on your OTC tools or equipment, log on to RepairTrack at repairtrack.bosch-automotive.com or call us at 1-800-533-6127 and follow the prompt for OTC technical assistance.

OTCParts.com


Get the right part, at the right time, online.

- Locate and order all of your replacement parts for OTC Tools & Equipment.

FAST. Save time & get your parts fast with direct shipping.

EASY. Easy-to-use website allows for intuitive & quick searching options.

CONVENIENT. Track your orders and view all order history online.



RepairTRACK

Need service on your OTC tool or equipment?

Use RepairTRACK to manage your service, repair, or warranty replacement.



OTC Replacement Parts

Need parts?

otcparts.com



Get all of your OTC Tools & Equipment replacement parts online.

FORGED FROM 100 YEARS OF RELENTLESS INNOVATION
SPECIALTY TOOLS & EQUIPMENT

BOSCH AUTOMOTIVE SERVICE SOLUTIONS INC.
28635 MOUND ROAD
WARREN, MI 48092 USA

TECH SERVICES

PHONE 800 533 6127
FAX 800 955 8329

CUSTOMER SERVICE

PHONE 800 533 6127
FAX 800 283 8665

www.otctools.com